

Ottawa County 2006 Apportionment Report

October 2006



Compiled by

**Ottawa County Equalization Department
Michael R. Galligan, Equalization Director**

OTTAWA COUNTY 2006 APPORTIONMENT REPORT

Statement showing taxable valuations and taxes apportioned by the Board of Commissioners of Ottawa County, Michigan for the year of 2006.

TABLE OF CONTENTS

Resolution from the Ottawa County Board of Commissioners Administration & Finance Committee recommending the adoption of the 2006 apportionment of taxes

2006 ad valorem taxes by individual government unit.....

Allendale Charter Township	Page.....	3
Blendon Township	Page.....	4
Chester Township	Page.....	5
Crockery Township	Page.....	6
Georgetown Charter Township	Page.....	7
Grand Haven Charter Township	Page.....	8
Holland Charter Township	Page.....	9
Jamestown Charter Township	Page.....	10
Olive Township	Page.....	11
Park Township	Page.....	12
Polkton Charter Township	Page.....	13
Port Sheldon Township	Page.....	14
Robinson Township	Page.....	15
Spring Lake Township	Page.....	16
Spring Lake Village	Page.....	17
Tallmadge Charter Township	Page.....	18
Wright Township	Page.....	19
Zeeland Charter Township	Page.....	20
Coopersville City	Page.....	21
Ferrysburg City	Page.....	22
Grand Haven City	Page.....	23
Holland City	Page.....	24
Hudsonville City	Page.....	25
Zeeland City	Page.....	26
Combined 2006 ad valorem taxes in tax mills.....	Pages.....	27-31
Combined 2006 ad valorem taxes in tax dollars.....	Pages.....	32-35
Tabulation of estimated 2006 tax dollars in each government unit summarized by individual taxing entity.....	Page.....	36
2006 county tax levy review.....	Page.....	37
Explanation of Renaissance Zones.....	Appendix....	A

October 17, 2006

TO THE HONORABLE BOARD OF COMMISSIONERS OF OTTAWA COUNTY,
MICHIGAN

COMMISSIONERS:

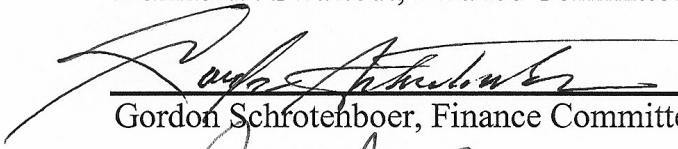
The Finance Committee of the Ottawa County Board of Commissioners respectfully submits the following report of the apportionment of taxes to be assessed upon the taxable property of the several townships, cities and village of the County of Ottawa, State of Michigan, for the year 2006 and recommends that the several amounts under the different items following the names of the several townships, cities and village be assessed upon the taxable property of the townships, cities and village in accordance with the law.

West Olive, Michigan


October 17, 2006



Dennis W. Swartout, Finance Committee Chairman



Gordon Schfotehboer, Finance Committee Vice-Chairman



Robert J. Rinck, Finance Committee Member

Joyce Kortman, Finance Committee Member

Edward Berghorst, Finance Committee Member

2006 Ad Valorem

Taxes

by

Individual Government Unit

Allendale Charter Township

2006 Ad Valorem Taxes

Taxing Entity	Name	Item of Tax	2006 Taxable Valuation	Amount of Tax Mills	Estimate of Tax Dollars
County	Ottawa	Operating	302,574,191	3.5000	1,059,009
County	Ottawa	E-911	302,574,191	0.4407	133,344
County	Ottawa	Parks	302,574,191	0.3165	95,764
		TOTAL		4.2572	1,288,117
Township	Allendale	Operating	302,574,191	2.7422	829,718
Township	Allendale	Library Debt *	302,574,191	0.3600	108,926
		TOTAL		3.1022	938,644
School District	Allendale	Debt - All *	302,446,646	8.5900	2,598,016
School District	Allendale	Operating-Non-PRE	107,481,672	18.0000	1,934,670
		TOTAL PRE	194,964,974	8.5900	1,674,749
		TOTAL Non-PRE, Non Ren	107,481,672	26.5900	2,857,937
		TOTAL Ren Zone	0	8.5900	0
		TOTAL COMBINED	302,446,646		4,532,686
School District	Hudsonville	Debt - All	127,545	7.0000	892
School District	Hudsonville	Bldg & Site - All	127,545	0.9793	125
School District	Hudsonville	Operating-Non-PRE	0	18.0000	0
		TOTAL PRE	127,545	7.9793	1,017
		TOTAL Non-PRE	0	25.9793	0
		TOTAL COMBINED	127,545		1,017
Interm. School	Ottawa	Operating	302,574,191	4.2093	1,273,625
State Education	Michigan	Operating	302,574,191	6.0000	1,815,445

* Includes Renaissance Zone. For an explanation of Renaissance Zones see Appendix A.

	Summer Tax Levy	Winter Tax Levy	Total Tax Levy
Allendale School District [PRE] (70-040)	21.1327	5.0260	26.1587
Allendale School District [Non-PRE] (70-040)	39.1327	5.0260	44.1587
Allendale School District Ren Zone (70-040)	8.5900	0.3600	8.9500
Hudsonville School District [PRE] (70-190)	16.5324	9.0156	25.5480
Hudsonville School District [Non-PRE] (70-190)	25.5324	18.0156	43.5480

Blendon Township

2006 Ad Valorem Taxes

Taxing Entity	Name	Item of Tax	2006 Taxable Valuation	Amount of Tax Mills	Estimate of Tax Dollars
County	Ottawa	Operating	179,768,490	3.5000	629,189
County	Ottawa	E-911	179,768,490	0.4407	79,223
County	Ottawa	Parks	179,768,490	0.3165	56,896
		TOTAL		4.2572	765,308
Township	Blendon	Operating	179,768,490	0.9671	173,854
Township	Blendon	Fire	179,768,490	1.4764	265,410
Township	Blendon	Roads	179,768,490	1.4765	265,428
		TOTAL		3.9200	704,692
School District	Hudsonville	Debt - All	110,321,258	7.0000	772,248
School District	Hudsonville	Bldg & Site - All	110,321,258	0.9793	108,037
School District	Hudsonville	Operating-Non-PRE	14,359,342	18.0000	258,468
		TOTAL PRE	95,961,916	7.9793	765,708
		TOTAL Non-PRE	14,359,342	25.9793	373,045
		TOTAL COMBINED	110,321,258		1,138,753
School District	Zeeland	Debt - All	69,447,232	6.6300	460,435
School District	Zeeland	Bldg & Site - All	69,447,232	1.0000	69,447
School District	Zeeland	Recreation - All	69,447,232	0.4000	27,778
School District	Zeeland	Operating-Non-PRE	9,138,036	18.0000	164,484
		TOTAL PRE	60,309,196	8.0300	484,282
		TOTAL Non-PRE	9,138,036	26.0300	237,862
		TOTAL COMBINED	69,447,232		722,144
Interm. School	Ottawa	Operating	179,768,490	4.2093	756,699
State Education	Michigan	Operating	179,768,490	6.0000	1,078,610

	Summer Tax Levy	Winter Tax Levy	Total Tax Levy
Hudsonville School District [PRE] (70-190)	16.5324	9.8334	26.3658
Hudsonville School District [Non-PRE] (70-190)	25.5324	18.8334	44.3658
Zeeland School District [PRE] (70-350)	16.5577	9.8588	26.4165
Zeeland School District [Non-PRE] (70-350)	25.5577	18.8588	44.4165

Chester Township

2006 Ad Valorem Taxes

Taxing Entity	Name	Item of Tax	2006 Taxable Valuation	Amount of Tax Mills	Estimate of Tax Dollars
County	Ottawa	Operating	64,967,136	3.5000	227,384
County	Ottawa	E-911	64,967,136	0.4407	28,631
County	Ottawa	Parks	64,967,136	0.3165	20,562
		TOTAL		4.2572	276,577
Township	Chester	Operating	64,967,136	0.9664	62,784
Township	Chester	Fire	64,967,136	1.4826	96,320
Township	Chester	Roads	64,967,136	1.4951	97,132
Township	Chester	N.O. Council on Aging	64,967,136	0.1494	9,706
		TOTAL		4.0935	265,942
Library District	N.E. Ottawa	Operating	64,967,136	0.5881	38,207
School District	Coopersville	Debt - All	18,176,050	8.6900	157,949
School District	Coopersville	Operating-Non-PRE	2,334,243	18.0000	42,016
		TOTAL PRE	15,841,807	8.6900	137,665
		TOTAL Non-PRE	2,334,243	26.6900	62,300
		TOTAL COMBINED	18,176,050		199,965
School District	Sparta	Debt - All	22,672,152	6.2800	142,381
School District	Sparta	Bldg & Site - All	22,672,152	0.8552	19,389
School District	Sparta	Operating-Non-PRE	4,554,029	18.0000	81,972
		TOTAL PRE	18,118,123	7.1352	129,276
		TOTAL Non-PRE	4,554,029	25.1352	114,466
		TOTAL COMBINED	22,672,152		243,742
School District	Kent City	Debt - All	5,469,096	8.2500	45,120
School District	Kent City	Bldg & Site - All	5,469,096	1.0000	5,469
School District	Kent City	Operating-Non-PRE	575,663	17.5330	10,093
		TOTAL PRE	4,893,433	9.2500	45,264
		TOTAL Non-PRE	575,663	26.7830	15,418
		TOTAL COMBINED	5,469,096		60,682
School District	Ravenna	Debt - All	18,649,838	7.0000	130,548
School District	Ravenna	Operating-Non-PRE	2,264,252	18.0000	40,756
		TOTAL PRE	16,385,586	7.0000	114,698
		TOTAL Non-RPE	2,264,252	25.0000	56,606
		TOTAL COMBINED	18,649,838		171,304
Interm. School	Ottawa	Operating	18,176,050	4.2093	76,508
Interm. School	Kent	Operating	28,141,248	4.6903	131,990
Interm. School	Muskegon	Operating	18,649,838	3.7580	70,086
Comm. College	Grand Rapids	Operating	28,141,248	1.7865	50,274
State Education	Michigan	Operating	64,967,136	6.0000	389,802

	Summer Tax Levy	Winter Tax Levy	Total Tax Levy
Coopersville School District [PRE] (70-120)	8.3334	19.5047	27.8381
Coopersville School District [Non-PRE] (70-120)	8.3334	37.5047	45.8381
Sparta School District [PRE] (41-240)	18.3778	10.1730	28.5508
Sparta School District [Non-PRE] (41-240)	27.3778	19.1730	46.5508
Kent City School District [PRE] (41-150)	19.4127	11.2529	30.6656
Kent City School District [Non-PRE] (41-150)	28.1792	20.0194	48.1986
Ravenna School District [PRE] (61-210)	8.3334	17.3634	25.6968
Ravenna School District [Non-PRE] (61-210)	8.3334	35.3634	43.6968

Crockery Township

2006 Ad Valorem Taxes

Taxing Entity	Name	Item of Tax	2006 Taxable Valuation	Amount of Tax Mills	Estimate of Tax Dollars
County	Ottawa	Operating	108,835,456	3.5000	380,924
County	Ottawa	E-911	108,835,456	0.4407	47,963
County	Ottawa	Parks	108,835,456	0.3165	34,446
		TOTAL		<u>4.2572</u>	<u>463,333</u>
Township	Crockery	Operating	108,835,456	0.9085	98,877
Township	Crockery	Fire	108,835,456	1.3950	151,825
		TOTAL		<u>2.3035</u>	<u>250,702</u>
School District	Spring Lake	Debt - All	70,988,670	6.1471	436,374
School District	Spring Lake	Operating-Non-PRE	19,953,757	18.0000	359,167
		TOTAL PRE	51,034,913	6.1471	313,716
		TOTAL Non-PRE	<u>19,953,757</u>	24.1471	<u>481,825</u>
		TOTAL COMBINED	70,988,670		<u>795,541</u>
School District	Coopersville	Debt - All	183,380	8.6900	1,593
School District	Coopersville	Operating-Non-PRE	900	18.0000	16
		TOTAL PRE	182,480	8.6900	1,585
		TOTAL Non-PRE	<u>900</u>	26.6900	<u>24</u>
		TOTAL COMBINED	183,380		<u>1,609</u>
School District	Fruitport	Debt - All	37,663,406	3.0000	112,990
School District	Fruitport	Operating-Non-PRE	8,266,757	18.0000	148,800
		TOTAL PRE	29,396,649	3.0000	88,189
		TOTAL Non-PRE	<u>8,266,757</u>	21.0000	<u>173,601</u>
		TOTAL COMBINED	37,663,406		<u>261,790</u>
Interm. School	Ottawa	Operating	71,172,050	4.2093	299,584
Interm. School	Muskegon	Operating	37,663,406	3.7580	141,539
State Education	Michigan	Operating	108,835,456	6.0000	653,012

	Summer Tax Levy	Winter Tax Levy	Total Tax Levy
Spring Lake School District [PRE] (70-300)	18.6898	4.2273	22.9171
Spring Lake School District [Non-PRE] (70-300)	36.6898	4.2273	40.9171
Coopersville School District [PRE] (70-120)	8.3334	17.1266	25.4600
Coopersville School District [Non-PRE] (70-120)	8.3334	35.1266	43.4600
Fruitport School District [PRE] (61-080)	15.0914	4.2273	19.3187
Fruitport School District [Non-PRE] (61-080)	33.0914	4.2273	37.3187

Georgetown Charter Township

2006 Ad Valorem Taxes

Taxing Entity	Name	Item of Tax	2006 Taxable Valuation	Amount of Tax Mills	Estimate of Tax Dollars
County	Ottawa	Operating	1,364,992,034	3.5000	4,777,472
County	Ottawa	E-911	1,364,992,034	0.4407	601,551
County	Ottawa	Parks	1,364,992,034	0.3165	432,019
		TOTAL		4.2572	5,811,042
Township	Georgetown	Operating	1,364,992,034	2.2500	3,071,232
School District	Jenison	Debt - All	779,534,767	7.2000	5,612,650
School District	Jenison	Operating-Non-PRE	170,315,662	17.8434	3,039,010
		TOTAL PRE	609,219,105	7.2000	4,386,377
		TOTAL Non-PRE	170,315,662	25.0434	4,265,283
		TOTAL COMBINED	779,534,767		8,651,660
School District	Hudsonville	Debt - All	546,982,383	7.0000	3,828,876
School District	Hudsonville	Bldg & Site - All	546,982,383	0.9793	535,660
School District	Hudsonville	Operating-Non-PRE	92,538,277	18.0000	1,665,688
		TOTAL PRE	454,444,106	7.9793	3,626,145
		TOTAL Non-PRE	92,538,277	25.9793	2,404,079
		TOTAL COMBINED	546,982,383		6,030,224
School District	Grandville	Debt - All	38,474,884	4.6500	178,908
School District	Grandville	Bldg & Site - All	38,474,884	1.4630	56,288
School District	Grandville	Operating-Non-PRE	2,789,183	18.0000	50,205
		TOTAL PRE	35,685,701	6.1130	218,146
		TOTAL Non-PRE	2,789,183	24.1130	67,255
		TOTAL COMBINED	38,474,884		285,401
Interm. School	Ottawa	Operating	1,326,517,150	4.2093	5,583,708
Interm. School	Kent	Operating	38,474,884	4.6903	180,458
Comm. College	Grand Rapids	Operating	38,474,884	1.7865	68,735
State Education	Michigan	Operating	1,364,992,034	6.0000	8,189,952

	Summer Tax Levy	Winter Tax Levy	Total Tax Levy
Jenison School District [PRE] (70-175)	19.7427	4.1738	23.9165
Jenison School District [Non-PRE] (70-175)	37.5861	4.1738	41.7599
Hudsonville School District [PRE] (70-190)	16.5324	8.1634	24.6958
Hudsonville School District [Non-PRE] (70-190)	25.5324	17.1634	42.6958
Grandville School District [PRE] (41-130)	20.9232	4.1738	25.0970
Grandville School District [Non-PRE] (41-130)	38.9232	4.1738	43.0970

Grand Haven Charter Township

2006 Ad Valorem Taxes

Taxing Entity	Name	Item of Tax	2006 Taxable Valuation	Amount of Tax Mills	Estimate of Tax Dollars
County	Ottawa	Operating	636,564,193	3.5000	2,227,974
County	Ottawa	E-911	636,564,193	0.4407	280,533
County	Ottawa	Parks	636,564,193	0.3165	201,472
		TOTAL		4.2572	2,709,979
Township	Grand Haven	Operating	636,564,193	0.9171	583,793
Township	Grand Haven	Fire	636,564,193	1.4934	950,644
Township	Grand Haven	Museum	636,564,193	0.2405	153,093
Township	Grand Haven	Council on Aging	636,564,193	0.2474	157,485
Township	Grand Haven	Pathway Debt	636,564,193	0.3500	222,797
Township	Grand Haven	Water Debt	636,564,193	0.3000	190,969
Township	Grand Haven	Fire Debt	636,564,193	0.2000	127,312
		TOTAL		3.7484	2,386,093
Library District	Loutit	Operating	636,564,193	0.9788	623,069
School District	Grand Haven	Debt - All	636,564,193	3.1000	1,973,348
School District	Grand Haven	Operating-Non-PRE	189,854,423	18.0000	3,417,379
		TOTAL PRE	446,709,770	3.1000	1,384,800
		TOTAL Non-PRE	189,854,423	21.1000	4,005,927
		TOTAL COMBINED	636,564,193		5,390,727
Interm. School	Ottawa	Operating	636,564,193	4.2093	2,679,489
State Education	Michigan	Operating	636,564,193	6.0000	3,819,385

	Summer Tax Levy	Winter Tax Levy	Total Tax Levy
Grand Haven School District [PRE] (70-010)	14.0927	8.2010	22.2937
Grand Haven School District [Non-PRE] (70-010)	23.0927	17.2010	40.2937

Holland Charter Township

2006 Ad Valorem Taxes

Taxing Entity	Name	Item of Tax	2006 Taxable Valuation	Amount of Tax Mills	Estimate of Tax Dollars
County	Ottawa	Operating	1,192,531,561	3.5000	4,173,860
County	Ottawa	E-911	1,192,531,561	0.4407	525,548
County	Ottawa	Parks	1,192,531,561	0.3165	377,436
		TOTAL		4.2572	5,076,844
Township	Holland	Operating	1,192,531,561	3.6389	4,339,503
Township	Holland	Library	1,192,531,561	1.3111	1,563,528
Township	Holland	Bike Path	1,192,531,561	0.4900	584,340
Township	Holland	E-Unit	1,192,531,561	0.8600	1,025,577
		TOTAL		6.3000	7,512,948
Authority *	Holl Swim Pool	Operating	44,478,909	0.8500	37,807
Authority *	Holl Swim Pool	Debt	44,478,909	0.6500	28,911
		TOTAL		1.5000	66,718
School District	West Ottawa	Debt - All	839,585,611	6.2500	5,247,410
School District	West Ottawa	Bldg & Site - All	839,585,611	0.3000	251,875
School District	West Ottawa	Operating-Non-PRE	501,066,611	18.0000	9,019,198
		TOTAL PRE	338,519,000	6.5500	2,217,299
		TOTAL Non-PRE	501,066,611	24.5500	12,301,184
		TOTAL COMBINED	839,585,611		14,518,483
School District	Holland	Debt - All	44,478,909	2.5500	113,421
School District	Holland	Bldg & Site - All	44,478,909	0.7368	32,772
School District	Holland	Operating-Non-PRE	41,243,138	18.0000	742,376
		TOTAL PRE	3,235,771	3.2868	10,635
		TOTAL Non-PRE	41,243,138	21.2868	877,934
		TOTAL COMBINED	44,478,909		888,569
School District	Zeeland	Debt - All	308,467,041	6.6300	2,045,136
School District	Zeeland	Bldg & Site - All	308,467,041	1.0000	308,467
School District	Zeeland	Recreation - All	308,467,041	0.4000	123,386
School District	Zeeland	Operating-Non-PRE	86,952,133	18.0000	1,565,138
		TOTAL PRE	221,514,908	8.0300	1,778,764
		TOTAL Non-PRE	86,952,133	26.0300	2,263,363
		TOTAL COMBINED	308,467,041		4,042,127
Intern. School	Ottawa	Operating	1,192,531,561	4.2093	5,019,723
State Education	Michigan	Operating	1,192,531,561	6.0000	7,155,189

* Authority taxing area is the same as that of Holland Public School.

	Summer Tax Levy	Winter Tax Levy	Total Tax Levy
West Ottawa School District [PRE] (70-070)	19.0927	8.2238	27.3165
West Ottawa School District [Non-PRE] (70-070)	37.0927	8.2238	45.3165
Holland School District [PRE] (70-020)	14.9361	10.6172	25.5533
Holland School District [Non-PRE] (70-020)	23.9361	19.6172	43.5533
Zeeland School District [PRE] (70-350)	16.5577	12.2388	28.7965
Zeeland School District [Non-PRE] (70-350)	25.5577	21.2388	46.7965

Jamestown Charter Township

2006 Ad Valorem Taxes

Taxing Entity	Name	Item of Tax	2006 Taxable Valuation	Amount of Tax Mills	Estimate of Tax Dollars
County	Ottawa	Operating	233,274,018	3.5000	816,459
County	Ottawa	E-911	233,274,018	0.4407	102,803
County	Ottawa	Parks	233,274,018	0.3165	73,831
		TOTAL		4.2572	993,093
Township	Jamestown	Operating	233,274,018	0.8969	209,223
Township	Jamestown	Fire	233,274,018	1.7029	397,242
Township	Jamestown	Roads	233,274,018	1.4840	346,178
Township	Jamestown	Library Operating	233,274,018	0.4372	101,987
Township	Jamestown	Library Debt	233,274,018	0.7500	174,955
		TOTAL		5.2710	1,229,585
School District	Hudsonville	Debt - All	219,076,626	7.0000	1,533,536
School District	Hudsonville	Bldg & Site - All	219,076,626	0.9793	214,541
School District	Hudsonville	Operating-Non-PRE	47,263,130	18.0000	850,736
		TOTAL PRE	171,813,496	7.9793	1,370,951
		TOTAL Non-PRE	47,263,130	25.9793	1,227,862
		TOTAL COMBINED	219,076,626		2,598,813
School District	Grandville	Debt - All	14,197,392	4.6500	66,017
School District	Grandville	Bldg & Site - All	14,197,392	1.4630	20,770
School District	Grandville	Operating-Non-PRE	1,544,405	18.0000	27,799
		TOTAL PRE	12,652,987	6.1130	77,347
		TOTAL Non-PRE	1,544,405	24.1130	37,239
		TOTAL COMBINED	14,197,392		114,586
Interm. School	Ottawa	Operating	219,076,626	4.2093	922,159
Interm. School	Kent	Operating	14,197,392	4.6903	66,590
Comm. College	Grand Rapids	Operating	14,197,392	1.7865	25,363
State Education	Michigan	Operating	233,274,018	6.0000	1,399,644

	Summer Tax Levy	Winter Tax Levy	Total Tax Levy
Hudsonville School District [PRE] (70-190)	16.5324	11.1844	27.7168
Hudsonville School District [Non-PRE] (70-190)	25.5324	20.1844	45.7168
Grandville School District [PRE] (41-130)	20.9232	7.1948	28.1180
Grandville School District [Non-PRE] (41-130)	38.9232	7.1948	46.1180

Olive Township

2006 Ad Valorem Taxes

Taxing Entity	Name	Item of Tax	2006 Taxable Valuation	Amount of Tax Mills	Estimate of Tax Dollars
County	Ottawa	Operating	143,323,420	3.5000	501,631
County	Ottawa	E-911	143,323,420	0.4407	63,162
County	Ottawa	Parks	143,323,420	0.3165	45,361
		TOTAL		4.2572	610,154
Township	Olive	Operating	143,323,420	0.9784	140,227
Township	Olive	Roads	143,323,420	2.0000	286,646
Township	Olive	Fire	143,323,420	1.9760	283,207
		TOTAL		4.9544	710,080
School District	West Ottawa	Debt - All	68,360,685	6.2500	427,254
School District	West Ottawa	Bldg & Site - All	68,360,685	0.3000	20,508
School District	West Ottawa	Operating-Non-PRE	30,762,390	18.0000	553,722
		TOTAL PRE	37,598,295	6.5500	246,268
		TOTAL Non-PRE	30,762,390	24.5500	755,216
		TOTAL COMBINED	68,360,685		1,001,484
School District	Zeeland	Debt - All	74,962,735	6.6300	497,002
School District	Zeeland	Bldg & Site - All	74,962,735	1.0000	74,962
School District	Zeeland	Recreation - All	74,962,735	0.4000	29,985
School District	Zeeland	Operating-Non-PRE	22,334,873	18.0000	402,028
		TOTAL PRE	52,627,862	8.0300	422,601
		TOTAL Non-PRE	22,334,873	26.0300	581,376
		TOTAL COMBINED	74,962,735		1,003,977
Interm. School	Ottawa	Operating	143,323,420	4.2093	603,291
State Education	Michigan	Operating	143,323,420	6.0000	859,940

	Summer Tax Levy	Winter Tax Levy	Total Tax Levy
West Ottawa School District [PRE] (70-070)	19.0927	6.8782	25.9709
West Ottawa School District [Non-PRE] (70-070)	37.0927	6.8782	43.9709
Zeeland School District [PRE] (70-350)	16.5577	10.8932	27.4509
Zeeland School District [Non-PRE] (70-350)	25.5577	19.8932	45.4509

Park Township

2006 Ad Valorem Taxes

Taxing Entity	Name	Item of Tax	2006 Taxable Valuation	Amount of Tax Mills	Estimate of Tax Dollars
County	Ottawa	Operating	830,599,699	3.5000	2,907,098
County	Ottawa	E-911	830,599,699	0.4407	366,045
County	Ottawa	Parks	830,599,699	0.3165	262,884
		TOTAL		4.2572	3,536,027
Township	Park	Operating	830,599,699	0.9435	783,670
Township	Park	Parks	830,599,699	0.4500	373,769
Township	Park	E-Unit	830,599,699	0.7050	585,572
Township	Park	Bike Paths	830,599,699	0.5480	455,168
Township	Park	Library	830,599,699	1.3111	1,088,999
		TOTAL		3.9576	3,287,178
Authority *	Holl Swim Pool	Operating	89,054,498	0.8500	75,696
Authority *	Holl Swim Pool	Debt	89,054,498	0.6500	57,885
		TOTAL		1.5000	133,581
School District	West Ottawa	Debt - All	741,545,201	6.2500	4,634,657
School District	West Ottawa	Bldg & Site - All	741,545,201	0.3000	222,463
School District	West Ottawa	Operating-Non-PRE	149,356,504	18.0000	2,688,417
		TOTAL PRE	592,188,697	6.5500	3,878,835
		TOTAL Non-PRE	149,356,504	24.5500	3,666,702
		TOTAL COMBINED	741,545,201		7,545,537
School District	Holland	Debt - All	89,054,498	2.5500	227,088
School District	Holland	Bldg & Site - All	89,054,498	0.7368	65,615
School District	Holland	Operating-Non-PRE	38,228,460	18.0000	688,112
		TOTAL PRE	50,826,038	3.2868	167,055
		TOTAL Non-PRE	38,228,460	21.2868	813,760
		TOTAL COMBINED	89,054,498		980,815
Interm. School	Ottawa	Operating	830,599,699	4.2093	3,496,243
State Education	Michigan	Operating	830,599,699	6.0000	4,983,598

* Authority taxing area is the same as that of Holland Public School.

	Summer Tax Levy	Winter Tax Levy	Total Tax Levy
West Ottawa School District [PRE] (70-070)	19.0927	5.8814	24.9741
West Ottawa School District [Non-PRE] (70-070)	37.0927	5.8814	42.9741
Holland School District [PRE] (70-020)	14.9361	8.2748	23.2109
Holland School District [Non-PRE] (70-020)	23.9361	17.2748	41.2109

Polkton Charter Township

2006 Ad Valorem Taxes

Taxing Entity	Name	Item of Tax	2006 Taxable Valuation	Amount of Tax Mills	Estimate of Tax Dollars
County	Ottawa	Operating	86,579,816	3.5000	303,029
County	Ottawa	E-911	86,579,816	0.4407	38,155
County	Ottawa	Parks	86,579,816	0.3165	27,402
		TOTAL		4.2572	368,586
Township	Polkton	Operating	86,579,816	0.9583	82,969
Township	Polkton	Aging Council	86,579,816	0.2488	21,541
Township	Polkton	Fire	86,579,816	0.9952	86,164
Township	Polkton	Roads	86,579,816	1.9625	169,912
		TOTAL		4.1648	360,586
Library District	N.E. Ottawa	Operating	86,579,816	0.5881	50,917
School District	Coopersville	Debt - All	86,579,816	8.6900	752,378
School District	Coopersville	Operating-Non-PRE	17,302,351	18.0000	311,442
		TOTAL PRE	69,277,465	8.6900	602,021
		TOTAL Non-PRE	17,302,351	26.6900	461,799
		TOTAL COMBINED	86,579,816		1,063,820
Interm. School	Ottawa	Operating	86,579,816	4.2093	364,440
State Education	Michigan	Operating	86,579,816	6.0000	519,478

	Summer Tax Levy	Winter Tax Levy	Total Tax Levy
Coopersville School District [PRE] (70-120)	8.3334	19.5760	27.9094
Coopersville School District [Non-PRE] (70-120)	8.3334	37.5760	45.9094

Port Sheldon Township

2006 Ad Valorem Taxes

Taxing Entity	Name	Item of Tax	2006 Taxable Valuation	Amount of Tax Mills	Estimate of Tax Dollars
County	Ottawa	Operating	516,909,794	3.5000	1,809,184
County	Ottawa	E-911	516,909,794	0.4407	227,802
County	Ottawa	Parks	516,909,794	0.3165	163,601
		TOTAL		4.2572	2,200,587
Township	Port Sheldon	Operating	516,909,794	1.0000	516,909
Township	Port Sheldon	Fire	516,909,794	0.3477	179,729
		TOTAL		1.3477	696,638
Library District	Loutit	Operating	353,670,715	0.9788	346,172
School District	Grand Haven	Debt - All	353,670,715	3.1000	1,096,379
School District	Grand Haven	Operating-Non-PRE	305,167,163	18.0000	5,493,008
		TOTAL PRE	48,503,552	3.1000	150,361
		TOTAL Non-PRE	305,167,163	21.1000	6,439,026
		TOTAL COMBINED	353,670,715		6,589,387
School District	West Ottawa	Debt - All	163,239,079	6.2500	1,020,244
School District	West Ottawa	Bldg & Site - All	163,239,079	0.3000	48,971
School District	West Ottawa	Operating-Non-PRE	45,178,050	18.0000	813,204
		TOTAL PRE	118,061,029	6.5500	773,299
		TOTAL Non-PRE	45,178,050	24.5500	1,109,120
		TOTAL COMBINED	163,239,079		1,882,419
Interm. School	Ottawa	Operating	516,909,794	4.2093	2,175,828
State Education	Michigan	Operating	516,909,794	6.0000	3,101,458

	Summer Tax Levy	Winter Tax Levy	Total Tax Levy
Grand Haven School District [PRE] (70-010)	15.0715	4.8215	19.8930
Grand Haven School District [Non-PRE] (70-010)	24.0715	13.8215	37.8930
West Ottawa School District [PRE] (70-070)	19.0927	3.2715	22.3642
West Ottawa School District [Non-PRE] (70-070)	37.0927	3.2715	40.3642

Robinson Township

2006 Ad Valorem Taxes

Taxing Entity	Name	Item of Tax	2006 Taxable Valuation	Amount of Tax Mills	Estimate of Tax Dollars
County	Ottawa	Operating	186,105,375	3.5000	651,368
County	Ottawa	E-911	186,105,375	0.4407	82,016
County	Ottawa	Parks	186,105,375	0.3165	58,902
		TOTAL		4.2572	792,286
Township	Robinson	Operating	186,105,375	0.9057	168,555
Township	Robinson	Fire	186,105,375	1.5770	293,488
		TOTAL		2.4827	462,043
Library District	Loutit	Operating	186,105,375	0.9788	182,159
School District	Grand Haven	Debt - All	157,120,528	3.1000	487,073
School District	Grand Haven	Operating-Non-PRE	20,960,415	18.0000	377,287
		TOTAL PRE	136,160,113	3.1000	422,096
		TOTAL Non-PRE	20,960,415	21.1000	442,264
		TOTAL COMBINED	157,120,528		864,360
School District	Zeeland	Debt - All	28,984,847	6.6300	192,169
School District	Zeeland	Bldg & Site - All	28,984,847	1.0000	28,984
School District	Zeeland	Recreation	28,984,847	0.4000	11,594
School District	Zeeland	Operating-Non-PRE	4,088,326	18.0000	73,589
		TOTAL PRE	24,896,521	8.0300	199,918
		TOTAL Non-PRE	4,088,326	26.0300	106,418
		TOTAL COMBINED	28,984,847		306,336
Interm. School	Ottawa	Operating	186,105,375	4.2093	783,373
State Education	Michigan	Operating	186,105,375	6.0000	1,116,632

	Summer Tax Levy	Winter Tax Levy	Total Tax Levy
Grand Haven School District [PRE] (70-010)	15.0715	5.9565	21.0280
Grand Haven School District [Non-PRE] (70-010)	24.0715	14.9565	39.0280
Zeeland School District [PRE] (70-350)	17.5365	8.4215	25.9580
Zeeland School District [Non-PRE] (70-350)	26.5365	17.4215	43.9580

Spring Lake Township

2006 Ad Valorem Taxes

Taxing Entity	Name	Item of Tax	2006 Taxable Valuation	Amount of Tax Mills	Estimate of Tax Dollars
County	Ottawa	Operating	618,478,215	3.5000	2,164,673
County	Ottawa	E-911	618,478,215	0.4407	272,563
County	Ottawa	Parks	618,478,215	0.3165	195,748
		TOTAL		4.2572	2,632,984
Township	Spring Lake	Operating	618,478,215	0.9655	597,140
Township	Spring Lake	Museum	618,478,215	0.2245	138,848
Township	Spring Lake	Bike Path	618,478,215	0.4946	305,899
Township	Spring Lake	Aging Council	618,478,215	0.2472	152,887
		TOTAL		1.9318	1,194,774
Library District	Spring Lake	Operating	618,478,215	1.7335	1,072,131
Library District	Spring Lake	Debt	618,478,215	0.5200	321,608
				2.2535	1,393,739
School District	Spring Lake	Debt - All	472,676,512	6.1471	2,905,589
School District	Spring Lake	Operating-Non-PRE	150,674,859	18.0000	2,712,147
		TOTAL PRE	322,001,653	6.1471	1,979,376
		TOTAL Non-PRE	150,674,859	24.1471	3,638,360
		TOTAL COMBINED	472,676,512		5,617,736
School District	Grand Haven	Debt - All	108,290,806	3.1000	335,701
School District	Grand Haven	Operating-Non-PRE	44,602,156	18.0000	802,838
		TOTAL PRE	63,688,650	3.1000	197,434
		TOTAL Non-PRE	44,602,156	21.1000	941,105
		TOTAL COMBINED	108,290,806		1,138,539
School District	Fruitport	Debt - All	37,510,897	3.0000	112,532
School District	Fruitport	Operating-Non-PRE	11,616,830	18.0000	209,102
		TOTAL PRE	25,894,067	3.0000	77,681
		TOTAL Non-PRE	11,616,830	21.0000	243,953
		TOTAL COMBINED	37,510,897		321,634
Interm. School	Ottawa	Operating	580,967,318	4.2093	2,445,465
Interm. School	Muskegon	Operating	37,510,897	3.7580	140,965
State Education	Michigan	Operating	618,478,215	6.0000	3,710,869

	Summer Tax Levy	Winter Tax Levy	Total Tax Levy
Spring Lake School District [PRE] (70-300)	18.6898	6.1091	24.7989
Spring Lake School District [Non-PRE] (70-300)	36.6898	6.1091	42.7989
Grand Haven School District [PRE] (70-010)	14.0927	7.6591	21.7518
Grand Haven School District [Non-PRE] (70-010)	23.0927	16.6591	39.7518
Fruitport School District [PRE] (61-080)	15.0914	6.1091	21.2005
Fruitport School District [Non-PRE] (61-080)	33.0914	6.1091	39.2005

Note: For the complete "Total Tax Levy" in Spring Lake Village, Spring Lake Village and Spring Lake Township (Spring Lake School District, PRE or Non-PRE) "Total Tax Levy" must be combined.

Spring Lake Village

2006 Ad Valorem Taxes

Taxing Entity	Name	Item of Tax	2006 Taxable Valuation	Amount of Tax Mills	Estimate of Tax Dollars
Village	Spring Lake	Charter Operating	100,701,686	10.1839	1,025,535
Village	Spring Lake	Charter Debt	100,701,686	<u>1.7780</u>	<u>179,047</u>
		TOTAL		11.9619	1,204,582

	Summer Tax Levy	Winter Tax Levy	Total Tax Levy
Spring Lake Village	<u>11.9619</u>	<u>0</u>	<u>11.9619</u>

Note: For the complete "Total Tax Levy" in Spring Lake Village, Spring Lake Village and Spring Lake Township (Spring Lake School District, PRE or Non-PRE) "Total Tax Levy" must be combined.

Tallmadge Charter Township

2006 Ad Valorem Taxes

Taxing Entity	Name	Item of Tax	2006 Taxable Valuation	Amount of Tax Mills	Estimate of Tax Dollars
County	Ottawa	Operating	231,109,956	3.5000	808,884
County	Ottawa	E-911	231,109,956	0.4407	101,850
County	Ottawa	Parks	231,109,956	0.3165	73,146
		TOTAL		4.2572	983,880
Township	Tallmadge	Operating	231,109,956	0.9560	220,941
Township	Tallmadge	Fire	231,109,956	0.2482	57,361
Township	Tallmadge	Police & Fire	231,109,956	0.7000	161,776
		TOTAL		1.9042	440,078
School District	Coopersville	Debt - All	82,651,953	8.6900	718,245
School District	Coopersville	Operating-Non-PRE	7,168,466	18.0000	129,032
		TOTAL PRE	75,483,487	8.6900	655,951
		TOTAL Non-PRE	7,168,466	26.6900	191,326
		TOTAL COMBINED	82,651,953		847,277
School District	Grandville	Debt - All *	98,617,971	4.6500	458,573
School District	Grandville	Bldg & Site - All *	98,617,971	1.4630	144,278
School District	Grandville	Operating-Non-PRE	30,003,221	18.0000	540,057
		TOTAL PRE	68,454,750	6.1130	418,463
		TOTAL Non-PRE, Non Ren	30,003,221	24.1130	723,467
		TOTAL Ren Zone	160,000	6.1130	978
		TOTAL COMBINED	98,617,971		1,142,908
School District	Kenowa Hills	Debt - All	50,000,032	3.3600	168,000
School District	Kenowa Hills	Operating-Non-PRE	7,037,827	18.0000	126,680
		TOTAL PRE	42,962,205	3.3600	144,353
		TOTAL Non-PRE	7,037,827	21.3600	150,327
		TOTAL COMBINED	50,000,032		294,680
Interm. School	Ottawa	Operating	82,651,953	4.2093	347,906
Interm. School	Kent	Operating	148,458,003	4.6903	696,312
Comm. College	Grand Rapids	Operating	148,458,003	1.7865	265,220
State Education	Michigan	Operating	231,109,956	6.0000	1,386,659

* Includes Renaissance Zone. For an explanation of Renaissance Zones see Appendix A.

	Summer Tax Levy	Winter Tax Levy	Total Tax Levy
Coopersville School District [PRE] (70-120)	8.3334	16.7273	25.0607
Coopersville School District [Non-PRE] (70-120)	8.3334	34.7273	43.0607
Grandville School District [PRE] (41-130)	20.9232	3.8280	24.7512
Grandville School District [Non-PRE] (41-130)	38.9232	3.8280	42.7512
Grandville School District Ren Zone (41-130)	6.1130	0.0000	6.1130
Kenowa Hills School District [PRE] (41-145)	18.1702	3.8280	21.9982
Kenowa Hills School District [Non-PRE] (41-145)	36.1702	3.8280	39.9982

Wright Township

2006 Ad Valorem Taxes

Taxing Entity	Name	Item of Tax	2006 Taxable Valuation	Amount of Tax Mills	Estimate of Tax Dollars
County	Ottawa	Operating	95,506,873	3.5000	334,274
County	Ottawa	E-911	95,506,873	0.4407	42,089
County	Ottawa	Parks	95,506,873	0.3165	30,227
		TOTAL		4.2572	406,590
Township	Wright	Operating	95,506,873	1.0059	96,070
Township	Wright	Roads	95,506,873	3.6338	347,052
Township	Wright	Fire	95,506,873	0.5956	56,883
Township	Wright	N.O. Aging Council	95,506,873	0.2481	23,695
		TOTAL		5.4834	523,700
Library District	N.E. Ottawa	Operating	95,506,873	0.5881	56,167
School District	Coopersville	Debt - All	66,460,814	8.6900	577,544
School District	Coopersville	Operating-Non-PRE	7,230,958	18.0000	130,157
		TOTAL PRE	59,229,856	8.6900	514,707
		TOTAL Non-PRE	7,230,958	26.6900	192,994
		TOTAL COMBINED	66,460,814		707,701
School District	Kenowa Hills	Debt - All *	28,560,400	3.3600	95,962
School District	Kenowa Hills	Operating-Non-PRE	10,672,479	18.0000	192,104
		TOTAL PRE	16,464,334	3.3600	55,320
		TOTAL Non-PRE, Non Ren	10,672,479	21.3600	227,963
		TOTAL Ren Zone	1,423,587	3.3600	4,783
		TOTAL COMBINED	28,560,400		288,066
School District	Sparta	Debt - All	1,909,246	6.2800	11,990
School District	Sparta	Bldg & Site - All	1,909,246	0.8552	1,632
School District	Sparta	Operating-Non-PRE	447,617	18.0000	8,057
		TOTAL PRE	1,461,629	7.1352	10,429
		TOTAL Non-PRE	447,617	25.1352	11,250
		TOTAL COMBINED	1,909,246		21,679
Interm. School	Ottawa	Operating	66,460,814	4.2093	279,753
Interm. School	Kent	Operating	29,046,059	4.6903	136,234
Comm. College	Grand Rapids	Operating	29,046,059	1.7865	51,890
State Education	Michigan	Operating	95,506,873	6.0000	573,041

* Includes Renaissance Zone. For an explanation of Renaissance Zones see Appendix A.

	Summer Tax Levy	Winter Tax Levy	Total Tax Levy
Coopersville School District [PRE] (70-120)	8.3334	20.8946	29.2280
Coopersville School District [Non-PRE] (70-120)	8.3334	38.8946	47.2280
Kenowa Hills School District [PRE] (41-145)	18.1702	7.9953	26.1655
Kenowa Hills School District [Non-PRE] (41-145)	36.1702	7.9953	44.1655
Kenowa Hills School District [Ren Zone] (41-145)	3.3600	0.0000	3.3600
Sparta School District [PRE] (41-240)	18.3778	11.5629	29.9407
Sparta School District [Non-PRE] (41-240)	27.3778	20.5629	47.9407

Zeeland Charter Township

2006 Ad Valorem Taxes

Taxing Entity	Name	Item of Tax	2006 Taxable Valuation	Amount of Tax Mills	Estimate of Tax Dollars
County	Ottawa	Operating	309,244,329	3.5000	1,082,355
County	Ottawa	E-911	309,244,329	0.4407	136,283
County	Ottawa	Parks	309,244,329	0.3165	97,875
		TOTAL		4.2572	1,316,513
Township	Zeeland	Operating	309,244,329	3.4000	1,051,430
Township	Zeeland	Roads	309,244,329	2.0000	618,488
Township	Zeeland	Utilities	309,244,329	1.2234	378,329
Township	Zeeland	Fire	309,244,329	1.5000	463,866
		TOTAL		8.1234	2,512,113
School District	Hudsonville	Debt - All	14,487,777	7.0000	101,414
School District	Hudsonville	Bldg & Site - All	14,487,777	0.9793	14,187
School District	Hudsonville	Operating-Non-PRE	2,432,864	18.0000	43,791
		TOTAL PRE	12,054,913	7.9793	96,189
		TOTAL Non-PRE	2,432,864	25.9793	63,203
		TOTAL COMBINED	14,487,777		159,392
School District	Zeeland	Debt - All *	296,707,806	6.6300	1,967,172
School District	Zeeland	Bldg & Site - All *	296,707,806	1.0000	296,707
School District	Zeeland	Recreation	294,756,552	0.4000	117,902
School District	Zeeland	Operating-Non-PRE	98,350,126	18.0000	1,770,302
		TOTAL PRE	196,406,426	8.0300	1,577,143
		TOTAL Non-PRE	98,350,126	26.0300	2,560,053
		TOTAL Ren Zone	1,951,254	7.6300	14,887
		TOTAL COMBINED	296,707,806		4,152,083
Interm. School	Ottawa	Operating	309,244,329	4.2093	1,301,702
State Education	Michigan	Operating	309,244,329	6.0000	1,855,465

* Includes Renaissance Zone. For an explanation of Renaissance Zones see Appendix A.

	Summer Tax Levy	Winter Tax Levy	Total Tax Levy
Hudsonville School District [PRE] (70-190)	16.5324	14.0368	30.5692
Hudsonville School District [Non-PRE] (70-190)	25.5324	23.0368	48.5692
Zeeland School District [PRE] (70-350)	16.5577	14.0622	30.6199
Zeeland School District [Non-PRE] (70-350)	25.5577	23.0622	48.6199
Zeeland School District [Ren Zone] (70-350)	3.8150	3.8150	7.6300

Coopersville City

2006 Ad Valorem Taxes

Taxing Entity	Name	Item of Tax	2006 Taxable Valuation	Amount of Tax Mills	Estimate of Tax Dollars
County	Ottawa	Operating	120,496,657	3.5000	421,738
County	Ottawa	E-911	120,496,657	0.4407	53,102
County	Ottawa	Parks	120,496,657	0.3165	38,137
		TOTAL		4.2572	512,977
City	Coopersville	Charter Operating	120,496,657	13.0000	1,566,456
City	Coopersville	Charter Debt *	121,854,157	1.1152	135,891
City	Coopersville	Aging Council	120,496,657	0.2500	30,124
		TOTAL		14.3652	1,732,471
Library District	N.E. Ottawa	Operating	120,496,657	0.5881	70,864
School District	Coopersville	Debt - All *	121,854,157	8.6900	1,058,912
School District	Coopersville	Operating-Non-PRE	62,635,997	18.0000	1,127,447
		TOTAL PRE	57,860,660	8.6900	502,809
		TOTAL Non-PRE, Non Ren	62,635,997	26.6900	1,671,754
		TOTAL Ren Zone	1,357,500	8.6900	11,796
		TOTAL COMBINED	121,854,157		2,186,359
Interm. School	Ottawa	Operating	120,496,657	4.2093	507,206
State Education	Michigan	Operating	120,496,657	6.0000	722,979

* Includes Renaissance Zone. For an explanation of Renaissance Zones see Appendix A.

	Summer Tax Levy	Winter Tax Levy	Total Tax Levy
Coopersville School District [PRE] (70-120)	22.6986	15.4112	38.1098
Coopersville School District [Non-PRE] (70-120)	22.6986	33.4112	56.1098
Coopersville School District [Ren Zone] (70-120)	1.1152	8.6900	9.8052

Ferrysburg City

2006 Ad Valorem Taxes

Taxing Entity	Name	Item of Tax	2006 Taxable Valuation	Amount of Tax Mills	Estimate of Tax Dollars
County	Ottawa	Operating	140,213,082	3.5000	490,745
County	Ottawa	E-911	140,213,082	0.4407	61,791
County	Ottawa	Parks	140,213,082	0.3165	44,377
		TOTAL		4.2572	596,913
City	Ferrysburg	Charter Operating	140,213,082	8.3576	1,171,844
City	Ferrysburg	Vehicles	140,213,082	1.1706	164,133
City	Ferrysburg	Museum	140,213,082	0.2373	33,272
City	Ferrysburg	Aging Council	140,213,082	0.2469	34,618
City	Ferrysburg	Water Debt	140,213,082	0.9876	138,474
		TOTAL		11.0000	1,542,341
Library District	Loutit	Operating	140,213,082	0.9788	137,240
School District	Grand Haven	Debt - All	140,213,082	3.1000	434,660
School District	Grand Haven	Operating-Non-PRE	52,118,674	18.0000	938,136
		TOTAL PRE	88,094,408	3.1000	273,092
		TOTAL Non-PRE	52,118,674	21.1000	1,099,704
		TOTAL COMBINED	140,213,082		1,372,796
Interm. School	Ottawa	Operating	140,213,082	4.2093	590,198
State Education	Michigan	Operating	140,213,082	6.0000	841,278

	Summer Tax Levy	Winter Tax Levy	Total Tax Levy
Grand Haven School District [PRE] (70-010)	26.0715	3.4738	29.5453
Grand Haven School District [Non-PRE] (70-010)	35.0715	12.4738	47.5453

Grand Haven City

2006 Ad Valorem Taxes

Taxing Entity	Name	Item of Tax	2006 Taxable Valuation	Amount of Tax Mills	Estimate of Tax Dollars
County	Ottawa	Operating	503,119,284	3.5000	1,760,917
County	Ottawa	E-911	503,119,284	0.4407	221,724
County	Ottawa	Parks	503,119,284	0.3165	159,237
		TOTAL		4.2572	2,141,878
City	Grand Haven	Charter Operating	503,119,284	10.6639	5,365,213
City	Grand Haven	Transportation	503,119,284	0.1610	81,002
City	Grand Haven	Museum	503,119,284	0.2457	123,616
City	Grand Haven	Aging Council	503,119,284	0.2500	125,779
City	Grand Haven	Community Center	503,119,284	0.7865	395,703
		TOTAL		12.1071	6,091,313
City Authority *	Grand Haven	CBDDA	39,005,262	1.8493	72,132
Library District	Loutit	Operating	503,119,284	0.9788	492,453
School District	Grand Haven	Debt - All	503,119,284	3.1000	1,559,669
School District	Grand Haven	Operating-Non-PRE	301,215,243	18.0000	5,421,874
		TOTAL PRE	201,904,041	3.1000	625,902
		TOTAL Non-PRE	301,215,243	21.1000	6,355,641
		TOTAL COMBINED	503,119,284		6,981,543
Interm. School	Ottawa	Operating	503,119,284	4.2093	2,117,780
State Education	Michigan	Operating	503,119,284	6.0000	3,018,715

* Summary millage figures listed below do not include the CBDDA amounts because that millage is only spread in a portion of the city.

	Summer Tax Levy	Winter Tax Levy	Total Tax Levy
Grand Haven School District [PRE] (70-010)	27.1786	3.4738	30.6524
Grand Haven School District [Non-PRE] (70-010)	36.1786	12.4738	48.6524

Holland City

2006 Ad Valorem Taxes

Taxing Entity	Name	Item of Tax	2006 Taxable Valuation	Amount of Tax Mills	Estimate of Tax Dollars
County	Ottawa	Operating	691,364,839	3.5000	2,419,776
County	Ottawa	E-911	691,364,839	0.4407	304,684
County	Ottawa	Parks	691,364,839	0.3165	218,816
		TOTAL		4.2572	2,943,276
City	Holland	Charter Operating	691,364,839	12.5416	8,670,821
City	Holland	Herrick Dist. Library	691,364,839	1.3111	906,448
City	Holland	Public Transportation	691,364,839	0.1473	101,838
		TOTAL		14.0000	9,679,107
Authority *	Holl Swim Pool	Operating	691,199,661	0.8500	587,519
Authority *	Holl Swim Pool	Debt	691,199,661	0.6500	449,279
		TOTAL		1.5000	1,036,798
City Authority **	Holland	DDA	88,814,678	1.8437	163,747
School District	Zeeland	Debt - All	165,178	6.6300	1,095
School District	Zeeland	Bldg & Site - All	165,178	1.0000	165
School District	Zeeland	Recreation	165,178	0.4000	66
School District	Zeeland	Operating-Non-PRE	165,178	18.0000	2,973
		TOTAL PRE	0	8.0300	0
		TOTAL Non-PRE	165,178	26.0300	4,299
		TOTAL COMBINED	165,178		4,299
School District	Holland	Debt - All	691,199,661	2.5500	1,762,559
School District	Holland	Bldg & Site - All	691,199,661	0.7368	509,275
School District	Holland	Operating-Non-PRE	315,744,973	18.0000	5,683,409
		TOTAL PRE	375,454,688	3.2868	1,234,044
		TOTAL Non-PRE	315,744,973	21.2868	6,721,199
		TOTAL COMBINED	691,199,661		7,955,243
Interm. School	Ottawa	Operating	691,364,839	4.2093	2,910,162
State Education	Michigan	Operating	691,364,839	6.0000	4,148,189

* Authority taxing area is the same as that of Holland Public School.

** Summary millage figures listed below do not include the CBDDA amounts because that millage is only spread in a portion of the city.

	Summer Tax Levy	Winter Tax Levy	Total Tax Levy
Zeeland School District [PRE] (70-350)	26.5427	9.9538	36.4965
Zeeland School District [Non-PRE] (70-350)	26.5427	27.9538	54.4965
Holland School District [PRE] (70-020)	31.3295	1.9238	33.2533
Holland School District [Non-PRE] (70-020)	49.3295	1.9238	51.2533

Hudsonville City

2006 Ad Valorem Taxes

Taxing Entity	Name	Item of Tax	2006 Taxable Valuation	Amount of Tax Mills	Estimate of Tax Dollars
County	Ottawa	Operating	220,111,986	3.5000	770,391
County	Ottawa	E-911	220,111,986	0.4407	97,003
County	Ottawa	Parks	220,111,986	0.3165	69,665
		TOTAL		4.2572	937,059
City	Hudsonville	Charter Operating	220,111,986	10.9000	2,399,220
City	Hudsonville	Library Debt *	220,267,966	0.3303	72,754
		TOTAL		11.2303	2,471,974
City Authority **	Hudsonville	DDA	15,265,612	1.0000	15,265
School District	Hudsonville	Debt - All *	220,267,966	7.0000	1,541,875
School District	Hudsonville	Bldg & Site - All *	220,267,966	0.9793	215,708
School District	Hudsonville	Operating-Non-PRE	93,250,701	18.0000	1,678,512
		TOTAL PRE	126,861,285	7.9793	1,012,264
		TOTAL Non-PRE, Non Ren	93,250,701	25.9793	2,422,587
		TOTAL Ren Zone	155,980	7.9793	1,244
		TOTAL COMBINED	220,267,966		3,436,095
Interm. School	Ottawa	Operating	220,111,986	4.2093	926,517
State Education	Michigan	Operating	220,111,986	6.0000	1,320,671

* Includes Renaissance Zone. For an explanation of Renaissance Zones see Appendix A.

** TIFA/DDA total taxable is 16,245,710, but DDA taxes are not levied on all parcels.

	Summer Tax Levy	Winter Tax Levy	Total Tax Levy
Hudsonville School District [PRE] (70-190)	27.7627	5.9134	33.6761
Hudsonville School District [Non-PRE] (70-190)	36.7627	14.9134	51.6761
Hudsonville School District [Ren Zone] (70-190)	4.3200	3.9896	8.3096

Zeeland City

2006 Ad Valorem Taxes

Taxing Entity	Name	Item of Tax	2006 Taxable Valuation	Amount of Tax Mills	Estimate of Tax Dollars
County	Ottawa	Operating	245,375,585	3.5000	858,814
County	Ottawa	E-911	245,375,585	0.4407	108,137
County	Ottawa	Parks	245,375,585	0.3165	77,661
		TOTAL		4.2572	1,044,612
City	Zeeland	Charter Operating	245,375,585	10.9854	2,695,548
City	Zeeland	Library Debt	245,375,585	0.4000	98,150
		TOTAL		11.3854	2,793,698
School District	Zeeland	Debt - All	245,375,585	6.6300	1,626,840
School District	Zeeland	Bldg & Site - All	245,375,585	1.0000	245,375
School District	Zeeland	Recreation	245,375,585	0.4000	98,150
School District	Zeeland	Operating-Non-PRE	140,709,390	18.0000	2,532,769
		TOTAL PRE	104,666,195	8.0300	840,469
		TOTAL Non-PRE	140,709,390	26.0300	3,662,665
		TOTAL COMBINED	245,375,585		4,503,134
Interm. School	Ottawa	Operating	245,375,585	4.2093	1,032,859
State Education	Michigan	Operating	245,375,585	6.0000	1,472,253

	Summer Tax Levy	Winter Tax Levy	Total Tax Levy
Zeeland School District [PRE] (70-350)	31.9581	1.9238	33.8819
Zeeland School District [Non-PRE] (70-350)	49.9581	1.9238	51.8819

Combined
2006 Ad Valorem Taxes
in
Tax Mills

2006 Certified Tax Rates in Ottawa County Per \$1000 Taxable Valuation

Government Unit	PRE or Non-PRE	School Code	Total School	Total Interm. School	Total State Education	Total Comm. College	Total District / Authority	Total Gov'mt Unit	Total County	TOTAL ALL MILLS	Summer Levy	Winter Levy
Allendale Charter Township												
Allendale Public	PRE	70-040	8.5900	4.2093	6.0000			3.1022	4.2572	26.1587	21.1327	5.0260
Allendale Public	N-PRE	70-040	26.5900	4.2093	6.0000			3.1022	4.2572	44.1587	39.1327	5.0260
Allendale Public	Ren	70-040	8.5900					0.3600		8.9500	8.5900	0.3600
Hudsonville Public	PRE	70-190	7.9793	4.2093	6.0000			3.1022	4.2572	25.5480	16.5324	9.0156
Blendon Township												
Hudsonville Public	PRE	70-190	7.9793	4.2093	6.0000			3.9200	4.2572	26.3658	16.5324	9.8334
Hudsonville Public	N-PRE	70-190	25.9793	4.2093	6.0000			3.9200	4.2572	44.3658	25.5324	18.8334
Zeeland Public	PRE	70-350	8.0300	4.2093	6.0000			3.9200	4.2572	26.4165	16.5577	9.8588
Zeeland Public	N-PRE	70-350	26.0300	4.2093	6.0000			3.9200	4.2572	44.4165	25.5577	18.8588
Chester Township												
Coopersville Public	PRE	70-120	8.6900	4.2093	6.0000		0.5881	4.0935	4.2572	27.8381	8.3334	19.5047
Coopersville Public	N-PRE	70-120	26.6900	4.2093	6.0000		0.5881	4.0935	4.2572	45.8381	8.3334	37.5047
Sparta Public	PRE	41-240	7.1352	4.6903	6.0000	1.7865	0.5881	4.0935	4.2572	28.5508	18.3778	10.1730
Sparta Public	N-PRE	41-240	25.1352	4.6903	6.0000	1.7865	0.5881	4.0935	4.2572	46.5508	27.3778	19.1730
Kent City Public	PRE	41-150	9.2500	4.6903	6.0000	1.7865	0.5881	4.0935	4.2572	30.6656	19.4127	11.2529
Kent City Public	N-PRE	41-150	26.7830	4.6903	6.0000	1.7865	0.5881	4.0935	4.2572	48.1986	28.1792	20.0194
Ravenna Public	PRE	61-210	7.0000	3.7580	6.0000		0.5881	4.0935	4.2572	25.6968	8.3334	17.3634
Ravenna Public	N-PRE	61-210	25.0000	3.7580	6.0000		0.5881	4.0935	4.2572	43.6968	8.3334	35.3634
Crockery Township												
Spring Lake Public	PRE	70-300	6.1471	4.2093	6.0000			2.3035	4.2572	22.9171	18.6898	4.2273
Spring Lake Public	N-PRE	70-300	24.1471	4.2093	6.0000			2.3035	4.2572	40.9171	36.6898	4.2273
Coopersville Public	PRE	70-120	8.6900	4.2093	6.0000			2.3035	4.2572	25.4600	8.3334	17.1266
Coopersville Public	N-PRE	70-120	26.6900	4.2093	6.0000			2.3035	4.2572	43.4600	8.3334	35.1266
Fruitport Public	PRE	61-080	3.0000	3.7580	6.0000			2.3035	4.2572	19.3187	15.0914	4.2273
Fruitport Public	N-PRE	61-080	21.0000	3.7580	6.0000			2.3035	4.2572	37.3187	33.0914	4.2273

2006 Certified Tax Rates in Ottawa County Per \$1000 Taxable Valuation

Government Unit	PRE or Non-PRE	School Code	Total School	Total Interm. School	Total State Education	Total Comm. College	Total District / Authority	Total Gov'mt Unit	Total County	TOTAL ALL MILLS	Summer Levy	Winter Levy
Georgetown Charter Township												
Jenison Public	PRE	70-175	7.2000	4.2093	6.0000			2.2500	4.2572	23.9165	19.7427	4.1738
Jenison Public	N-PRE	70-175	25.0434	4.2093	6.0000			2.2500	4.2572	41.7599	37.5861	4.1738
Hudsonville Public	PRE	70-190	7.9793	4.2093	6.0000			2.2500	4.2572	24.6958	16.5324	8.1634
Hudsonville Public	N-PRE	70-190	25.9793	4.2093	6.0000			2.2500	4.2572	42.6958	25.5324	17.1634
Grandville Public	PRE	41-130	6.1130	4.6903	6.0000	1.7865		2.2500	4.2572	25.0970	20.9232	4.1738
Grandville Public	N-PRE	41-130	24.1130	4.6903	6.0000	1.7865		2.2500	4.2572	43.0970	38.9232	4.1738
Grand Haven Charter Township												
Grand Haven Public	PRE	70-010	3.1000	4.2093	6.0000		0.9788	3.7484	4.2572	22.2937	14.0927	8.2010
Grand Haven Public	N-PRE	70-010	21.1000	4.2093	6.0000		0.9788	3.7484	4.2572	40.2937	23.0927	17.2010
Holland Charter Township												
West Ottawa Public	PRE	70-070	6.5500	4.2093	6.0000			6.3000	4.2572	27.3165	19.0927	8.2238
West Ottawa Public	N-PRE	70-070	24.5500	4.2093	6.0000			6.3000	4.2572	45.3165	37.0927	8.2238
Holland Public	PRE	70-020	3.2868	4.2093	6.0000		1.5000	6.3000	4.2572	25.5533	14.9361	10.6172
Holland Public	N-PRE	70-020	21.2868	4.2093	6.0000		1.5000	6.3000	4.2572	43.5533	23.9361	19.6172
Zeeland Public	PRE	70-350	8.0300	4.2093	6.0000			6.3000	4.2572	28.7965	16.5577	12.2388
Zeeland Public	N-PRE	70-350	26.0300	4.2093	6.0000			6.3000	4.2572	46.7965	25.5577	21.2388
Jamestown Charter Township												
Hudsonville Public	PRE	70-190	7.9793	4.2093	6.0000			5.2710	4.2572	27.7168	16.5324	11.1844
Hudsonville Public	N-PRE	70-190	25.9793	4.2093	6.0000			5.2710	4.2572	45.7168	25.5324	20.1844
Grandville Public	PRE	41-130	6.1130	4.6903	6.0000	1.7865		5.2710	4.2572	28.1180	20.9232	7.1948
Grandville Public	N-PRE	41-130	24.1130	4.6903	6.0000	1.7865		5.2710	4.2572	46.1180	38.9232	7.1948
Olive Township												
West Ottawa Public	PRE	70-070	6.5500	4.2093	6.0000			4.9544	4.2572	25.9709	19.0927	6.8782
West Ottawa Public	N-PRE	70-070	24.5500	4.2093	6.0000			4.9544	4.2572	43.9709	37.0927	6.8782
Zeeland Public	PRE	70-350	8.0300	4.2093	6.0000			4.9544	4.2572	27.4509	16.5577	10.8932
Zeeland Public	N-PRE	70-350	26.0300	4.2093	6.0000			4.9544	4.2572	45.4509	25.5577	19.8932

2006 Certified Tax Rates in Ottawa County Per \$1000 Taxable Valuation

Government Unit	PRE or Non-PRE	School Code	Total School	Total Interm. School	Total State Education	Total Comm. College	Total District / Authority	Total Gov'mt Unit	Total County	TOTAL ALL MILLS	Summer Levy	Winter Levy
Park Township												
West Ottawa Public	PRE	70-070	6.5500	4.2093	6.0000			3.9576	4.2572	24.9741	19.0927	5.8814
West Ottawa Public	N-PRE	70-070	24.5500	4.2093	6.0000			3.9576	4.2572	42.9741	37.0927	5.8814
Holland Public	PRE	70-020	3.2868	4.2093	6.0000		1.5000	3.9576	4.2572	23.2109	14.9361	8.2748
Holland Public	N-PRE	70-020	21.2868	4.2093	6.0000		1.5000	3.9576	4.2572	41.2109	23.9361	17.2748
Polkton Charter Township												
Coopersville Public	PRE	70-120	8.6900	4.2093	6.0000		0.5881	4.1648	4.2572	27.9094	8.3334	19.5760
Coopersville Public	N-PRE	70-120	26.6900	4.2093	6.0000		0.5881	4.1648	4.2572	45.9094	8.3334	37.5760
Port Sheldon Township												
Grand Haven Public	PRE	70-010	3.1000	4.2093	6.0000		0.9788	1.3477	4.2572	19.8930	15.0715	4.8215
Grand Haven Public	N-PRE	70-010	21.1000	4.2093	6.0000		0.9788	1.3477	4.2572	37.8930	24.0715	13.8215
West Ottawa Public	PRE	70-070	6.5500	4.2093	6.0000			1.3477	4.2572	22.3642	19.0927	3.2715
West Ottawa Public	N-PRE	70-070	24.5500	4.2093	6.0000			1.3477	4.2572	40.3642	37.0927	3.2715
Robinson Township												
Grand Haven Public	PRE	70-010	3.1000	4.2093	6.0000		0.9788	2.4827	4.2572	21.0280	15.0715	5.9565
Grand Haven Public	N-PRE	70-010	21.1000	4.2093	6.0000		0.9788	2.4827	4.2572	39.0280	24.0715	14.9565
Zeeland Public	PRE	70-350	8.0300	4.2093	6.0000		0.9788	2.4827	4.2572	25.9580	17.5365	8.4215
Zeeland Public	N-PRE	70-350	26.0300	4.2093	6.0000		0.9788	2.4827	4.2572	43.9580	26.5365	17.4215
Spring Lake Township												
Spring Lake Public	PRE	70-300	6.1471	4.2093	6.0000		2.2535	1.9318	4.2572	24.7989	18.6898	6.1091
Spring Lake Public	N-PRE	70-300	24.1471	4.2093	6.0000		2.2535	1.9318	4.2572	42.7989	36.6898	6.1091
Grand Haven Public	PRE	70-010	3.1000	4.2093	6.0000		2.2535	1.9318	4.2572	21.7518	14.0927	7.6591
Grand Haven Public	N-PRE	70-010	21.1000	4.2093	6.0000		2.2535	1.9318	4.2572	39.7518	23.0927	16.6591
Fruitport Public	PRE	61-080	3.0000	3.7580	6.0000		2.2535	1.9318	4.2572	21.2005	15.0914	6.1091
Fruitport Public	N-PRE	61-080	21.0000	3.7580	6.0000		2.2535	1.9318	4.2572	39.2005	33.0914	6.1091

2006 Certified Tax Rates in Ottawa County Per \$1000 Taxable Valuation

Government Unit	PRE or Non-PRE	School Code	Total School	Total Interm. School	Total State Education	Total Comm. College	Total District / Authority	Total Gov'mt Unit	Total County	TOTAL ALL MILLS	Summer Levy	Winter Levy
Tallmadge Charter Township												
Coopersville Public	PRE	70-120	8.6900	4.2093	6.0000			1.9042	4.2572	25.0607	8.3334	16.7273
Coopersville Public	N-PRE	70-120	26.6900	4.2093	6.0000			1.9042	4.2572	43.0607	8.3334	34.7273
Grandville Public	PRE	41-130	6.1130	4.6903	6.0000	1.7865		1.9042	4.2572	24.7512	20.9232	3.8280
Grandville Public	N-PRE	41-130	24.1130	4.6903	6.0000	1.7865		1.9042	4.2572	42.7512	38.9232	3.8280
Grandville Public	Ren	41-130	6.1130							6.1130	6.1130	
Kenowa Hills Public	PRE	41-145	3.3600	4.6903	6.0000	1.7865		1.9042	4.2572	21.9982	18.1702	3.8280
Kenowa Hills Public	N-PRE	41-145	21.3600	4.6903	6.0000	1.7865		1.9042	4.2572	39.9982	36.1702	3.8280
Wright Township												
Coopersville Public	PRE	70-120	8.6900	4.2093	6.0000		0.5881	5.4834	4.2572	29.2280	8.3334	20.8946
Coopersville Public	N-PRE	70-120	26.6900	4.2093	6.0000		0.5881	5.4834	4.2572	47.2280	8.3334	38.8946
Kenowa Hills Public	PRE	41-145	3.3600	4.6903	6.0000	1.7865	0.5881	5.4834	4.2572	26.1655	18.1702	7.9953
Kenowa Hills Public	N-PRE	41-145	21.3600	4.6903	6.0000	1.7865	0.5881	5.4834	4.2572	44.1655	36.1702	7.9953
Kenowa Hills Public	Ren	41-145	3.3600							3.3600	3.3600	
Sparta Public	PRE	41-240	7.1352	4.6903	6.0000	1.7865	0.5881	5.4834	4.2572	29.9407	18.3778	11.5629
Sparta Public	N-PRE	41-240	25.1352	4.6903	6.0000	1.7865	0.5881	5.4834	4.2572	47.9407	27.3778	20.5629
Zeeland Charter Township												
Hudsonville Public	PRE	70-190	7.9793	4.2093	6.0000			8.1234	4.2572	30.5692	16.5324	14.0368
Hudsonville Public	N-PRE	70-190	25.9793	4.2093	6.0000			8.1234	4.2572	48.5692	25.5324	23.0368
Zeeland Public	PRE	70-350	8.0300	4.2093	6.0000			8.1234	4.2572	30.6199	16.5577	14.0622
Zeeland Public	N-PRE	70-350	26.0300	4.2093	6.0000			8.1234	4.2572	48.6199	25.5577	23.0622
Zeeland Public	Ren	70-350	7.6300							7.6300	3.8150	3.8150
Coopersville City												
Coopersville Public	PRE	70-120	8.6900	4.2093	6.0000		0.5881	14.3652	4.2572	38.1098	22.6986	15.4112
Coopersville Public	N-PRE	70-120	26.6900	4.2093	6.0000		0.5881	14.3652	4.2572	56.1098	22.6986	33.4112
Coopersville Public	Ren	70-120	8.6900					1.1152		9.8052	1.1152	8.6900

2006 Certified Tax Rates in Ottawa County Per \$1000 Taxable Valuation

Government Unit	PRE or Non-PRE	School Code	Total School	Total Interm. School	Total State Education	Total Comm. College	Total District / Authority	Total Gov't Unit	Total County	TOTAL ALL MILLS	Summer Levy	Winter Levy
Ferrysburg City												
Grand Haven Public	PRE	70-010	3.1000	4.2093	6.0000		0.9788	11.0000	4.2572	29.5453	26.0715	3.4738
Grand Haven Public	N-PRE	70-010	21.1000	4.2093	6.0000		0.9788	11.0000	4.2572	47.5453	35.0715	12.4738
Grand Haven City												
Grand Haven Public	PRE	70-010	3.1000	4.2093	6.0000		0.9788	12.1071	4.2572	30.6524	27.1786	3.4738
Grand Haven Public	N-PRE	70-010	21.1000	4.2093	6.0000		0.9788	12.1071	4.2572	48.6524	36.1786	12.4738
Holland City												
Holland Public	PRE	70-020	3.2868	4.2093	6.0000		1.5000	14.0000	4.2572	33.2533	31.3295	1.9238
Holland Public	N-PRE	70-020	21.2868	4.2093	6.0000		1.5000	14.0000	4.2572	51.2533	49.3295	1.9238
Zeeland Public	N-PRE	70-350	26.0300	4.2093	6.0000			14.0000	4.2572	54.4965	26.5427	27.9538
Hudsonville City												
Hudsonville Public	PRE	70-190	7.9793	4.2093	6.0000			11.2303	4.2572	33.6761	27.7627	5.9134
Hudsonville Public	N-PRE	70-190	25.9793	4.2093	6.0000			11.2303	4.2572	51.6761	36.7627	14.9134
Hudsonville Public	Ren	70-190	7.9793					0.3303		8.3096	4.3200	3.9896
Zeeland City												
Zeeland Public	PRE	70-350	8.0300	4.2093	6.0000			11.3854	4.2572	33.8819	31.9581	1.9238
Zeeland Public	N-PRE	70-350	26.0300	4.2093	6.0000			11.3854	4.2572	51.8819	49.9581	1.9238
Spring Lake Village **								11.9619		11.9619	11.9619	

** See also Spring Lake Township for complete millage total.

Combined
2006 Ad Valorem Taxes
in
Tax Dollars

Tabulation of Estimated 2006 Tax Dollars in Each Government Unit

Government Unit	PRE or N-PRE	School Code	Taxable Valuation	Total School	Total Interm. School	Total State Education	Total Comm. College	Total District or Authority	Total Government Unit	Total County Drain District	Total County	TOTAL ALL DOLLARS
Allendale Township			302,574,191	4,533,703	1,273,625	1,815,445			938,644		1,288,117	9,849,534
Allendale Public	PRE	70-040	194,964,974	1,674,749	820,665	1,169,790			604,819		830,004	5,100,027
Allendale Public	N-PRE	70-040	107,481,672	2,857,937	452,423	644,890			333,429		457,570	4,746,249
Allendale Public	Ren	70-040	0	0	0	0			0		0	0
Hudsonville Public	PRE	70-190	127,545	1,017	537	765			396		543	3,258
Blendon Township			179,768,490	1,860,897	756,699	1,078,610			704,692		765,308	5,166,206
Hudsonville Public	PRE	70-190	95,961,916	765,708	403,932	575,771			376,170		408,528	2,530,109
Hudsonville Public	N-PRE	70-190	14,359,342	373,045	60,443	86,156			56,289		61,130	637,063
Zeeland Public	PRE	70-350	60,309,196	484,282	253,859	361,855			236,412		256,748	1,593,156
Zeeland Public	N-PRE	70-350	9,138,036	237,862	38,465	54,828			35,821		38,902	405,878
Chester Township			64,967,136	675,693	278,584	389,802	50,274	38,207	265,942		276,577	1,975,079
Coopersville Public	PRE	70-120	15,841,807	137,665	66,682	95,050		9,316	64,848		67,442	441,003
Coopersville Public	N-PRE	70-120	2,334,243	62,300	9,825	14,004		1,373	9,555		9,937	106,994
Sparta Public	PRE	41-240	18,118,123	129,276	84,979	108,709	32,368	10,655	74,167		77,132	517,286
Sparta Public	N-PRE	41-240	4,554,029	114,466	21,360	27,324	8,136	2,678	18,642		19,387	211,993
Kent City Public	PRE	41-150	4,893,433	45,264	22,952	29,361	8,742	2,878	20,031		20,832	150,060
Kent City Public	N-PRE	41-150	575,663	15,418	2,700	3,454	1,028	339	2,356		2,451	27,746
Ravenna Public	PRE	61-210	16,385,586	114,698	61,577	98,314		9,636	67,074		69,757	421,056
Ravenna Public	N-PRE	61-210	2,264,252	56,606	8,509	13,586		1,332	9,269		9,639	98,941
Crockery Township			108,835,456	1,058,940	441,123	653,012			250,702		463,333	2,867,110
Spring Lake Public	PRE	70-300	51,034,913	313,716	214,821	306,208			117,560		217,265	1,169,570
Spring Lake Public	N-PRE	70-300	19,953,757	481,825	83,991	119,723			45,963		84,947	816,449
Coopersville Public	PRE	70-120	182,480	1,585	768	1,095			420		777	4,645
Coopersville Public	N-PRE	70-120	900	24	4	5			2		4	39
Fruitport Public	PRE	61-080	29,396,649	88,189	110,473	176,380			67,715		125,147	567,904
Fruitport Public	N-PRE	61-080	8,266,757	173,601	31,066	49,601			19,042		35,193	308,503
Georgetown Charter Township			1,364,992,034	14,967,285	5,764,166	8,189,952	68,735		3,071,232		5,811,042	37,872,412
Jenison Public	PRE	70-175	609,219,105	4,386,377	2,564,384	3,655,314			1,370,743		2,593,566	14,570,384
Jenison Public	N-PRE	70-175	170,315,662	4,265,283	716,910	1,021,894			383,210		725,068	7,112,365
Hudsonville Public	PRE	70-190	454,444,106	3,626,145	1,912,892	2,726,665			1,022,499		1,934,659	11,222,860
Hudsonville Public	N-PRE	70-190	92,538,277	2,404,079	389,521	555,230			208,211		393,954	3,950,995
Grandville Public	PRE	41-130	35,685,701	218,146	167,377	214,114	63,752		80,293		151,921	895,603
Grandville Public	N-PRE	41-130	2,789,183	67,255	13,082	16,735	4,983		6,276		11,874	120,205

Tabulation of Estimated 2006 Tax Dollars in Each Government Unit

Government Unit	PRE or N-PRE	School Code	Taxable Valuation	Total School	Total Interm. School	Total State Education	Total Comm. College	Total District or Authority	Total Government Unit	Total County Drain District	Total County	TOTAL ALL DOLLARS
Grand Haven Charter Township			636,564,193	5,390,727	2,679,489	3,819,385		623,069	2,386,093	23,892	2,709,979	17,632,634
Grand Haven Public	PRE	70-010	446,709,770	1,384,800	1,880,335	2,680,258		437,239	1,674,443		1,901,731	9,958,806
Grand Haven Public	N-PRE	70-010	189,854,423	4,005,927	799,154	1,139,127		185,830	711,650		808,248	7,649,936
Holland Charter Township			1,192,531,561	19,449,179	5,019,723	7,155,189		66,718	7,512,948		5,076,844	44,280,601
West Ottawa Public	PRE	70-070	338,519,000	2,217,299	1,424,927	2,031,113			2,132,669		1,441,142	9,247,150
West Ottawa Public	N-PRE	70-070	501,066,611	12,301,184	2,109,140	3,006,400			3,156,720		2,133,141	22,706,585
Holland Public	PRE	70-020	3,235,771	10,635	13,620	19,415		4,854	20,385		13,775	82,684
Holland Public	N-PRE	70-020	41,243,138	877,934	173,605	247,459		61,864	259,832		175,580	1,796,274
Zeeland Public	PRE	70-350	221,514,908	1,778,764	932,423	1,329,089			1,395,544		943,033	6,378,853
Zeeland Public	N-PRE	70-350	86,952,133	2,263,363	366,008	521,713			547,798		370,173	4,069,055
Jamestown Charter Township			233,274,018	2,713,399	988,749	1,399,644	25,363		1,229,585		993,093	7,349,833
Hudsonville Public	PRE	70-190	171,813,496	1,370,951	723,214	1,030,881			905,626		731,443	4,762,115
Hudsonville Public	N-PRE	70-190	47,263,130	1,227,862	198,945	283,579			249,124		201,209	2,160,719
Grandville Public	PRE	41-130	12,652,987	77,347	59,346	75,918	22,604		66,694		53,866	355,775
Grandville Public	N-PRE	41-130	1,544,405	37,239	7,244	9,266	2,759		8,141		6,575	71,224
Olive Township			143,323,420	2,005,461	603,291	859,940			710,080		610,154	4,788,926
West Ottawa Public	PRE	70-070	37,598,295	246,268	158,263	225,590			186,276		160,061	976,458
West Ottawa Public	N-PRE	70-070	30,762,390	755,216	129,488	184,574			152,409		130,962	1,352,649
Zeeland Public	PRE	70-350	52,627,862	422,601	221,526	315,767			260,739		224,047	1,444,680
Zeeland Public	N-PRE	70-350	22,334,873	581,376	94,014	134,009			110,656		95,084	1,015,139
Park Township			830,599,699	8,526,352	3,496,243	4,983,598		133,581	3,287,178		3,536,027	23,962,979
West Ottawa Public	PRE	70-070	592,188,697	3,878,835	2,492,700	3,553,132			2,343,643		2,521,063	14,789,373
West Ottawa Public	N-PRE	70-070	149,356,504	3,666,702	628,686	896,139			591,093		635,841	6,418,461
Holland Public	PRE	70-020	50,826,038	167,055	213,942	304,956		76,238	201,149		216,377	1,179,717
Holland Public	N-PRE	70-020	38,228,460	813,760	160,915	229,371		57,343	151,293		162,746	1,575,428
Polkton Charter Township			86,579,816	1,063,820	364,440	519,478		50,917	360,586		368,586	2,727,827
Coopersville Public	PRE	70-120	69,277,465	602,021	291,609	415,664		40,741	288,525		294,926	1,933,486
Coopersville Public	N-PRE	70-120	17,302,351	461,799	72,831	103,814		10,176	72,061		73,660	794,341
Port Sheldon Township			516,909,794	8,471,806	2,175,828	3,101,458		346,172	696,638		2,200,587	16,992,489
Grand Haven Public	PRE	70-010	48,503,552	150,361	204,166	291,021		47,474	65,367		206,488	964,877
Grand Haven Public	N-PRE	70-010	305,167,163	6,439,026	1,284,540	1,831,003		298,698	411,274		1,299,158	11,563,699
West Ottawa Public	PRE	70-070	118,061,029	773,299	496,954	708,366			159,111		502,609	2,640,339
West Ottawa Public	N-PRE	70-070	45,178,050	1,109,120	190,168	271,068			60,886		192,332	1,823,574

Tabulation of Estimated 2006 Tax Dollars in Each Government Unit

Government Unit	PRE or N-PRE	School Code	Taxable Valuation	Total School	Total Interm. School	Total State Education	Total Comm. College	Total District or Authority	Total Government Unit	Total County Drain District	Total County	TOTAL ALL DOLLARS
Robinson Township			186,105,375	1,170,696	783,373	1,116,632		182,159	462,043		792,286	4,507,189
Grand Haven Public	PRE	70-010	136,160,113	422,096	573,138	816,961		133,272	338,044		579,660	2,863,171
Grand Haven Public	N-PRE	70-010	20,960,415	442,264	88,229	125,762		20,516	52,038		89,232	818,041
Zeeland Public	PRE	70-350	24,896,521	199,918	104,797	149,379		24,369	61,811		105,989	646,263
Zeeland Public	N-PRE	70-350	4,088,326	106,418	17,209	24,530		4,002	10,150		17,405	179,714
Spring Lake Township			618,478,215	7,077,909	2,586,430	3,710,869		1,393,739	1,194,774		2,632,984	18,596,705
Spring Lake Public	PRE	70-300	322,001,653	1,979,376	1,355,399	1,932,010		725,629	622,041		1,370,825	7,985,280
Spring Lake Public	N-PRE	70-300	150,674,859	3,638,360	634,236	904,049		339,546	291,074		641,453	6,448,718
Grand Haven Public	PRE	70-010	63,688,650	197,434	268,085	382,132		143,522	123,034		271,135	1,385,342
Grand Haven Public	N-PRE	70-010	44,602,156	941,105	187,744	267,613		100,511	86,162		189,880	1,773,015
Fruitport Public	PRE	61-080	25,894,067	77,681	97,310	155,364		58,352	50,022		110,236	548,965
Fruitport Public	N-PRE	61-080	11,616,830	243,953	43,656	69,701		26,179	22,441		49,455	455,385
Tallmadge Charter Township			231,269,956	2,284,865	1,044,218	1,386,659	265,220		440,078		983,880	6,404,920
Coopersville Public	PRE	70-120	75,483,487	655,951	317,731	452,900			143,734		321,346	1,891,662
Coopersville Public	N-PRE	70-120	7,168,466	191,326	30,174	43,011			13,650		30,518	308,679
Grandville Public	PRE	41-130	68,454,750	418,463	321,073	410,729	122,294		130,352		291,426	1,694,337
Grandville Public	N-PRE	41-130	30,003,221	723,467	140,724	180,019	53,601		57,132		127,730	1,282,673
Grandville Public	Ren	41-130	160,000	978								978
Kenowa Hills Public	PRE	41-145	42,962,205	144,353	201,506	257,773	76,752		81,809		182,899	945,092
Kenowa Hills Public	N-PRE	41-145	7,037,827	150,327	33,010	42,227	12,573		13,401		29,961	281,499
Wright Township			96,930,460	1,017,446	415,987	573,041	51,890	56,167	523,700		406,590	3,044,821
Coopersville Public	PRE	70-120	59,229,856	514,707	249,316	355,378		34,832	324,779		252,151	1,731,163
Coopersville Public	N-PRE	70-120	7,230,958	192,994	30,437	43,386		4,253	39,650		30,784	341,504
Kenowa Hills Public	PRE	41-145	16,464,334	55,320	77,223	98,786	29,413	9,683	90,281		70,092	430,798
Kenowa Hills Public	N-PRE	41-145	10,672,479	227,963	50,057	64,035	19,066	6,276	58,521		45,435	471,353
Kenowa Hills Public	Ren	41-145	1,423,587	4,783								4,783
Sparta Public	PRE	41-240	1,461,629	10,429	6,855	8,770	2,611	860	8,015		6,222	43,762
Sparta Public	N-PRE	41-240	447,617	11,250	2,099	2,686	800	263	2,454		1,906	21,458
Zeeland Charter Township			311,195,583	4,311,475	1,301,702	1,855,465			2,512,113		1,316,513	11,297,268
Hudsonville Public	PRE	70-190	12,054,913	96,189	50,742	72,328			97,925		51,319	368,503
Hudsonville Public	N-PRE	70-190	2,432,864	63,203	10,241	14,597			19,763		10,357	118,161
Zeeland Public	PRE	70-350	196,406,426	1,577,143	826,734	1,178,439			1,595,488		836,141	6,013,945
Zeeland Public	N-PRE	70-350	98,350,126	2,560,053	413,985	590,101			798,937		418,696	4,781,772
Zeeland Public	Ren	70-350	1,951,254	14,887								14,887

Tabulation of Estimated 2006 Tax Dollars in Each Government Unit

Government Unit	PRE or N-PRE	School Code	Taxable Valuation	Total School	Total Interm. School	Total State Education	Total Comm. College	Total District or Authority	Total Government Unit	Total County Drain District	Total County	TOTAL ALL DOLLARS
Coopersville City			121,854,157	2,186,359	507,206	722,979		70,864	1,732,471		512,977	5,732,856
Coopersville Public	PRE	70-120	57,860,660	502,809	243,552	347,163		34,028	831,178		246,323	2,205,053
Coopersville Public	N-PRE	70-120	62,635,997	1,671,754	263,654	375,816		36,836	899,779		266,654	3,514,493
Coopersville Public	Ren	70-120	1,357,500	11,796					1,514			13,310
Ferrysburg City			140,213,082	1,372,796	590,198	841,278		137,240	1,542,341		596,913	5,080,766
Grand Haven Public	PRE	70-010	88,094,408	273,092	370,815	528,566		86,226	969,036		375,033	2,602,768
Grand Haven Public	N-PRE	70-010	52,118,674	1,099,704	219,383	312,712		51,014	573,305		221,880	2,477,998
Grand Haven City			503,119,284	6,981,543	2,117,780	3,018,715		492,453	6,091,313		2,141,878	20,843,682
Grand Haven Public	PRE	70-010	201,904,041	625,902	849,875	1,211,424		197,624	2,444,470		859,544	6,188,839
Grand Haven Public	N-PRE	70-010	301,215,243	6,355,641	1,267,905	1,807,291		294,829	3,646,843		1,282,334	14,654,843
Holland City			691,364,839	7,959,542	2,910,162	4,148,189		1,036,798	9,679,107		2,943,276	28,677,074
Holland Public	PRE	70-020	375,454,688	1,234,044	1,580,402	2,252,728		563,181	5,256,365		1,598,384	12,485,104
Holland Public	N-PRE	70-020	315,744,973	6,721,199	1,329,065	1,894,470		473,617	4,420,430		1,344,189	16,182,970
Zeeland Public	N-PRE	70-350	165,178	4,299	695	991			2,312		703	9,000
Hudsonville City			220,267,966	3,436,095	926,517	1,320,671			2,471,974		937,059	9,092,316
Hudsonville Public	PRE	70-190	126,861,285	1,012,264	533,997	761,167			1,424,689		540,072	4,272,189
Hudsonville Public	N-PRE	70-190	93,250,701	2,422,587	392,520	559,504			1,047,233		396,987	4,818,831
Hudsonville Public	Ren	70-190	155,980	1,244					52			1,296
Zeeland City			245,375,585	4,503,134	1,032,859	1,472,253			2,793,698		1,044,612	10,846,556
Zeeland Public	PRE	70-350	104,666,195	840,469	440,571	627,997			1,191,665		445,584	3,546,286
Zeeland Public	N-PRE	70-350	140,709,390	3,662,665	592,288	844,256			1,602,033		599,028	7,300,270
Spring Lake Village	**		100,701,686						1,204,582			1,204,582

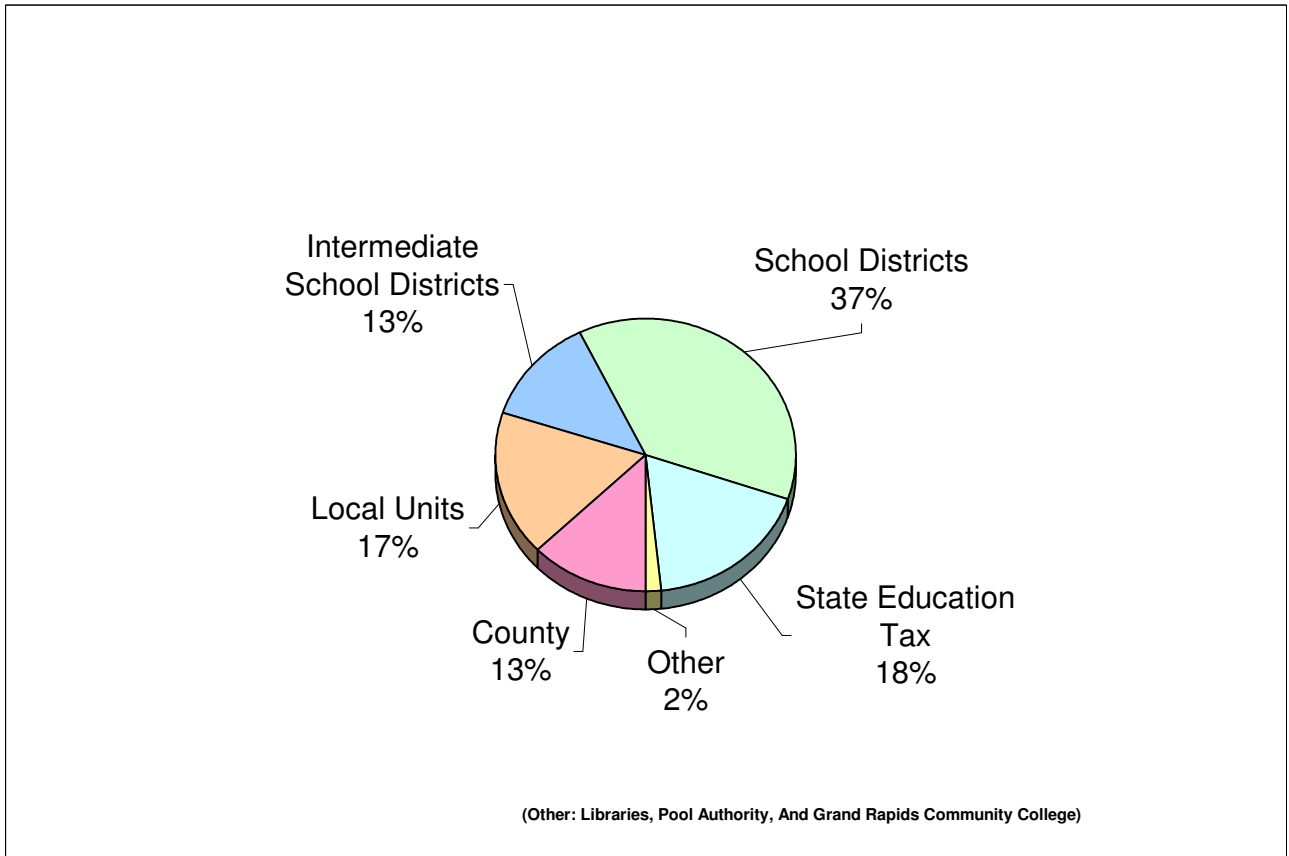
** Combine with Spring Lake Township for complete millage total.

TOTAL ALL TOWNSHIPS			7,104,899,397	86,579,653	29,973,670	42,608,179	461,482	2,890,729	26,547,028	23,892	30,231,900	219,316,533
TOTAL ALL CITIES			1,922,194,913	26,439,469	8,084,722	11,524,085	0	1,737,355	24,310,904	0	8,176,715	80,273,250
TOTAL VILLAGE			100,701,686						1,204,582			1,204,582
GRAND TOTAL IN COUNTY			9,027,094,310	113,019,122	38,058,392	54,132,264	461,482	4,628,084	52,062,514	23,892	38,408,615	300,794,365
** Each December for three years (2004, 2005 & 2006) 1/3 of County Operating to be put into a special fund for revenue sharing replacement.											**	

Total of Estimated 2006 Tax Dollars

Summarized by Individual Taxing Entity

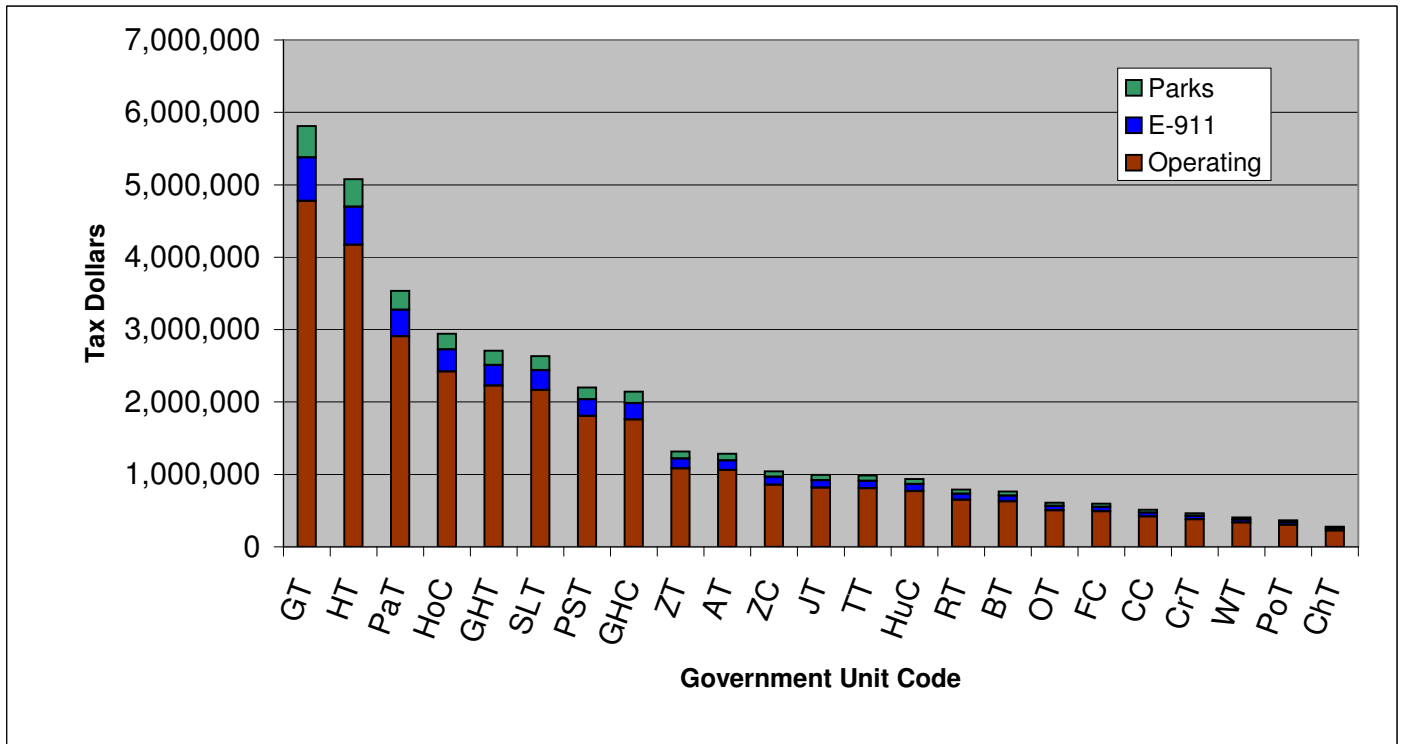
<table border="0" style="width: 100%;"> <tr><td style="background-color: #f080f0;">Ottawa County</td><td style="text-align: right;">38,408,615</td></tr> <tr><td style="background-color: #f080f0;">Ottawa County District Drain</td><td style="text-align: right;">23,892</td></tr> <tr><td style="background-color: #f080f0;">Allendale Charter Township</td><td style="text-align: right;">938,644</td></tr> <tr><td style="background-color: #f080f0;">Blendon Township</td><td style="text-align: right;">704,692</td></tr> <tr><td style="background-color: #f080f0;">Chester Township</td><td style="text-align: right;">265,942</td></tr> <tr><td style="background-color: #f080f0;">Crockery Township</td><td style="text-align: right;">250,702</td></tr> <tr><td style="background-color: #f080f0;">Georgetown Charter Township</td><td style="text-align: right;">3,071,232</td></tr> <tr><td style="background-color: #f080f0;">Grand Haven Charter Township</td><td style="text-align: right;">2,386,093</td></tr> <tr><td style="background-color: #f080f0;">Holland Charter Township</td><td style="text-align: right;">7,512,948</td></tr> <tr><td style="background-color: #f080f0;">Jamestown Charter Township</td><td style="text-align: right;">1,229,585</td></tr> <tr><td style="background-color: #f080f0;">Olive Township</td><td style="text-align: right;">710,080</td></tr> <tr><td style="background-color: #f080f0;">Park Township</td><td style="text-align: right;">3,287,178</td></tr> <tr><td style="background-color: #f080f0;">Polkton Charter Township</td><td style="text-align: right;">360,586</td></tr> <tr><td style="background-color: #f080f0;">Port Sheldon Charter Township</td><td style="text-align: right;">696,638</td></tr> <tr><td style="background-color: #f080f0;">Robinson Township</td><td style="text-align: right;">462,043</td></tr> <tr><td style="background-color: #f080f0;">Spring Lake Township</td><td style="text-align: right;">1,194,774</td></tr> <tr><td style="background-color: #f080f0;">Tallmadge Charter Township</td><td style="text-align: right;">440,078</td></tr> <tr><td style="background-color: #f080f0;">Wright Township</td><td style="text-align: right;">523,700</td></tr> <tr><td style="background-color: #f080f0;">Zeeland Charter Township</td><td style="text-align: right;">2,512,113</td></tr> <tr><td style="background-color: #f080f0;">Coopersville City</td><td style="text-align: right;">1,732,471</td></tr> <tr><td style="background-color: #f080f0;">Ferrysburg City</td><td style="text-align: right;">1,542,341</td></tr> <tr><td style="background-color: #f080f0;">Grand Haven City</td><td style="text-align: right;">6,091,313</td></tr> <tr><td style="background-color: #f080f0;">Holland City</td><td style="text-align: right;">9,679,107</td></tr> <tr><td style="background-color: #f080f0;">Hudsonville City</td><td style="text-align: right;">2,471,974</td></tr> <tr><td style="background-color: #f080f0;">Zeeland City</td><td style="text-align: right;">2,793,698</td></tr> <tr><td style="background-color: #f080f0;">Spring Lake Village</td><td style="text-align: right;">1,204,582</td></tr> </table>	Ottawa County	38,408,615	Ottawa County District Drain	23,892	Allendale Charter Township	938,644	Blendon Township	704,692	Chester Township	265,942	Crockery Township	250,702	Georgetown Charter Township	3,071,232	Grand Haven Charter Township	2,386,093	Holland Charter Township	7,512,948	Jamestown Charter Township	1,229,585	Olive Township	710,080	Park Township	3,287,178	Polkton Charter Township	360,586	Port Sheldon Charter Township	696,638	Robinson Township	462,043	Spring Lake Township	1,194,774	Tallmadge Charter Township	440,078	Wright Township	523,700	Zeeland Charter Township	2,512,113	Coopersville City	1,732,471	Ferrysburg City	1,542,341	Grand Haven City	6,091,313	Holland City	9,679,107	Hudsonville City	2,471,974	Zeeland City	2,793,698	Spring Lake Village	1,204,582	<table border="0" style="width: 100%;"> <tr><td style="background-color: #add8e6;">Ottawa Intermediate School</td><td style="text-align: right;">36,494,214</td></tr> <tr><td style="background-color: #add8e6;">Muskegon Intermediate School</td><td style="text-align: right;">352,591</td></tr> <tr><td style="background-color: #add8e6;">Kent Intermediate School</td><td style="text-align: right;">1,211,587</td></tr> <tr><td style="background-color: #90ee90;">Allendale School</td><td style="text-align: right;">4,532,686</td></tr> <tr><td style="background-color: #90ee90;">Coopersville School</td><td style="text-align: right;">5,006,731</td></tr> <tr><td style="background-color: #90ee90;">Grand Haven School</td><td style="text-align: right;">22,337,352</td></tr> <tr><td style="background-color: #90ee90;">Holland School</td><td style="text-align: right;">9,824,627</td></tr> <tr><td style="background-color: #90ee90;">Hudsonville School</td><td style="text-align: right;">13,364,294</td></tr> <tr><td style="background-color: #90ee90;">Jenison School</td><td style="text-align: right;">8,651,660</td></tr> <tr><td style="background-color: #90ee90;">Spring Lake School</td><td style="text-align: right;">6,413,277</td></tr> <tr><td style="background-color: #90ee90;">West Ottawa School</td><td style="text-align: right;">24,947,923</td></tr> <tr><td style="background-color: #90ee90;">Zeeland School</td><td style="text-align: right;">14,734,100</td></tr> <tr><td style="background-color: #90ee90;">Grandville School</td><td style="text-align: right;">1,542,895</td></tr> <tr><td style="background-color: #90ee90;">Kent City School</td><td style="text-align: right;">60,682</td></tr> <tr><td style="background-color: #90ee90;">Kenowa Hills School</td><td style="text-align: right;">582,746</td></tr> <tr><td style="background-color: #90ee90;">Sparta School</td><td style="text-align: right;">265,421</td></tr> <tr><td style="background-color: #90ee90;">Fruitport School</td><td style="text-align: right;">583,424</td></tr> <tr><td style="background-color: #90ee90;">Ravenna School</td><td style="text-align: right;">171,304</td></tr> <tr><td style="background-color: #add8e6;">Michigan Education Tax</td><td style="text-align: right;">54,132,264</td></tr> <tr><td style="background-color: #ffff00;">Grand Rapids Community College</td><td style="text-align: right;">461,482</td></tr> <tr><td style="background-color: #ffff00;">N.E. Ottawa District Library</td><td style="text-align: right;">216,155</td></tr> <tr><td style="background-color: #ffff00;">Spring Lake District Library</td><td style="text-align: right;">1,393,739</td></tr> <tr><td style="background-color: #ffff00;">Holland Comm. Swim Pool Authority</td><td style="text-align: right;">1,237,097</td></tr> <tr><td style="background-color: #ffff00;">Loutit Library District</td><td style="text-align: right;">1,781,093</td></tr> <tr><td style="text-align: right;">Total All Taxing Entities -</td><td style="text-align: right;">300,794,365</td></tr> </table>	Ottawa Intermediate School	36,494,214	Muskegon Intermediate School	352,591	Kent Intermediate School	1,211,587	Allendale School	4,532,686	Coopersville School	5,006,731	Grand Haven School	22,337,352	Holland School	9,824,627	Hudsonville School	13,364,294	Jenison School	8,651,660	Spring Lake School	6,413,277	West Ottawa School	24,947,923	Zeeland School	14,734,100	Grandville School	1,542,895	Kent City School	60,682	Kenowa Hills School	582,746	Sparta School	265,421	Fruitport School	583,424	Ravenna School	171,304	Michigan Education Tax	54,132,264	Grand Rapids Community College	461,482	N.E. Ottawa District Library	216,155	Spring Lake District Library	1,393,739	Holland Comm. Swim Pool Authority	1,237,097	Loutit Library District	1,781,093	Total All Taxing Entities -	300,794,365
Ottawa County	38,408,615																																																																																																						
Ottawa County District Drain	23,892																																																																																																						
Allendale Charter Township	938,644																																																																																																						
Blendon Township	704,692																																																																																																						
Chester Township	265,942																																																																																																						
Crockery Township	250,702																																																																																																						
Georgetown Charter Township	3,071,232																																																																																																						
Grand Haven Charter Township	2,386,093																																																																																																						
Holland Charter Township	7,512,948																																																																																																						
Jamestown Charter Township	1,229,585																																																																																																						
Olive Township	710,080																																																																																																						
Park Township	3,287,178																																																																																																						
Polkton Charter Township	360,586																																																																																																						
Port Sheldon Charter Township	696,638																																																																																																						
Robinson Township	462,043																																																																																																						
Spring Lake Township	1,194,774																																																																																																						
Tallmadge Charter Township	440,078																																																																																																						
Wright Township	523,700																																																																																																						
Zeeland Charter Township	2,512,113																																																																																																						
Coopersville City	1,732,471																																																																																																						
Ferrysburg City	1,542,341																																																																																																						
Grand Haven City	6,091,313																																																																																																						
Holland City	9,679,107																																																																																																						
Hudsonville City	2,471,974																																																																																																						
Zeeland City	2,793,698																																																																																																						
Spring Lake Village	1,204,582																																																																																																						
Ottawa Intermediate School	36,494,214																																																																																																						
Muskegon Intermediate School	352,591																																																																																																						
Kent Intermediate School	1,211,587																																																																																																						
Allendale School	4,532,686																																																																																																						
Coopersville School	5,006,731																																																																																																						
Grand Haven School	22,337,352																																																																																																						
Holland School	9,824,627																																																																																																						
Hudsonville School	13,364,294																																																																																																						
Jenison School	8,651,660																																																																																																						
Spring Lake School	6,413,277																																																																																																						
West Ottawa School	24,947,923																																																																																																						
Zeeland School	14,734,100																																																																																																						
Grandville School	1,542,895																																																																																																						
Kent City School	60,682																																																																																																						
Kenowa Hills School	582,746																																																																																																						
Sparta School	265,421																																																																																																						
Fruitport School	583,424																																																																																																						
Ravenna School	171,304																																																																																																						
Michigan Education Tax	54,132,264																																																																																																						
Grand Rapids Community College	461,482																																																																																																						
N.E. Ottawa District Library	216,155																																																																																																						
Spring Lake District Library	1,393,739																																																																																																						
Holland Comm. Swim Pool Authority	1,237,097																																																																																																						
Loutit Library District	1,781,093																																																																																																						
Total All Taxing Entities -	300,794,365																																																																																																						



2006 COUNTY TAX LEVY REVIEW

Government Unit	Code	Taxable Value Exc. Ren Zones	Total County Tax Amount	Percent of Total County	Breakdown of County Taxes		
					Operating	E-911	Parks
Georgetown Charter Township	GT	1,364,992,034	5,811,042	15.13%	4,777,472	601,551	432,019
Holland Charter Township	HT	1,192,531,561	5,076,844	13.22%	4,173,860	525,548	377,436
Park Township	PaT	830,599,699	3,536,027	9.21%	2,907,098	366,045	262,884
Holland City	HoC	691,364,839	2,943,276	7.66%	2,419,776	304,684	218,816
Grand Haven Charter Township	GHT	636,564,193	2,709,979	7.06%	2,227,974	280,533	201,472
Spring Lake Township	SLT	618,478,215	2,632,984	6.86%	2,164,674	272,562	195,748
Port Sheldon Charter Township	PST	516,909,794	2,200,587	5.73%	1,809,184	227,802	163,601
Grand Haven City	GHC	503,119,284	2,141,878	5.58%	1,760,917	221,724	159,237
Zeeland Charter Township	ZT	309,244,329	1,316,513	3.43%	1,082,355	136,283	97,875
Allendale Township	AT	302,574,191	1,288,117	3.35%	1,059,009	133,344	95,764
Zeeland City	ZC	245,375,585	1,044,612	2.72%	858,814	108,137	77,661
Jamestown Charter Township	JT	233,274,018	993,093	2.59%	816,459	102,803	73,831
Tallmadge Township	TT	231,109,956	983,880	2.56%	808,884	101,850	73,146
Hudsonville City	HuC	220,111,986	937,059	2.44%	770,391	97,003	69,665
Robinson Township	RT	186,105,375	792,286	2.06%	651,368	82,016	58,902
Blendon Township	BT	179,768,490	765,308	1.99%	629,189	79,223	56,896
Olive Township	OT	143,323,420	610,154	1.59%	501,631	63,162	45,361
Ferrysburg City	FC	140,213,082	596,913	1.55%	490,745	61,791	44,377
Coopersville City	CC	120,496,657	512,977	1.34%	421,738	53,102	38,137
Crockery Township	CrT	108,835,456	463,333	1.21%	380,924	47,963	34,446
Wright Township	WT	95,506,873	406,590	1.06%	334,274	42,089	30,227
Polkton Charter Township	PoT	86,579,816	368,586	0.96%	303,029	38,155	27,402
Chester Township	ChT	64,967,136	276,577	0.72%	227,384	28,631	20,562
		9,022,045,989	38,408,615	100%	31,577,149	3,976,001	2,855,465

Note: Total Taxable Value Including Renaissance Zones is 9,027,094,310



Appendix A

MICHIGAN RENAISSANCE ZONE ACT (Act 376 of 1996) OTTAWA COUNTY EQUALIZATION DEPARTMENT

211.7ff Real and personal property located in renaissance zone.

- (1) For taxes levied after 1996, except as otherwise provided in subsections (2) and (3) and except as limited in subsections (4), (5), and (6), real property in a renaissance zone and personal property located in a renaissance zone is exempt from taxes collected under this act to the extent and for the duration provided pursuant to the Michigan renaissance zone act, 1996 PA 376, MCL 125.2681 to 125.2696.
- (2) Real and personal property in a renaissance zone is not exempt from collection of the following:
 - (a) A special assessment levied by the local tax collecting unit in which the property is located.
 - (b) Ad valorem property taxes specifically levied for the payment of principal and interest of obligations approved by the electors or obligations pledging the unlimited taxing power of the local governmental unit.
 - (c) A tax levied under section 705, 1211c, or 1212 of the revised school code, 1976 PA 451, MCL 380.705, 380.1211c, and 380.1212
 - 380.705 ...a regional enhancement property tax may be levied by an intermediate school district at a rate not to exceed 3 mills
 - 380.1211c ...a school district may levy, in addition to the millage authorized under section 1211, not more than 3 additional mills for enhancing operating revenue
 - 380.1212 ...the board of a school district may levy a tax of not to exceed 5 mills on the state equalized valuation of the school district ...for the purpose of creating a sinking fund

Appendix A

UNIT	ZONE TYPE	SCHOOL DISTRICT		Ad-Valorem					IFT						
				#	REAL	#	PERSONAL	#	TOTAL	#	REAL	#	PERSONAL	#	TOTAL
11 Allendale ***	Agricultural	70040 Allendale	Assessed		0		0		0		0		0		0
			Taxable		0		0		0		0		0		0
25 Tallmadge	Tool/Die	41130 Grandville	Assessed	1	80,000	1	80,000	2	160,000	0	0	0	0	0	0
			Taxable		80,000		80,000		160,000		0		0		0
26 Wright	Tool/Die	41145 Kenowa Hills	Assessed	2	502,100	2	1,064,400	4	1,566,500	1	150,900	0	0	1	150,900
			Taxable		359,187		1,064,400		1,423,587		150,900		0		150,900
27 Zeeland Twp	Agricultural	70350 Zeeland	Assessed	2	680,600	1	1,289,500	3	1,970,100	0	0	0	0	0	0
			Taxable		661,754		1,289,500		1,951,254		0		0		0
44 Coopersville City	Tool/Die	70120 Coopersville	Assessed	2	382,700	4	974,800	6	1,357,500	2	608,800	4	211,200	6	820,000
			Taxable		382,700		974,800		1,357,500		608,800		211,200		820,000
72 Hudsonville City	Tool/Die	70190 Hudsonville	Assessed	1	126,800	1	38,200	2	165,000	0	0	1	53,000	0	53,000
			Taxable		117,780		38,200		155,980		0		53,000		53,000
County Total			Assessed	8	1,772,200	9	3,446,900	17	5,219,100	3	759,700	5	264,200	7	1,023,900
			Taxable		1,601,421		3,446,900		5,048,321		759,700		264,200		1,023,900

*** Allendale Renaissance Zone ad valorem values corrected later to 1,504,950 assessed and taxable for real and 2,221,400 assessed and taxable for personal

