



**Ottawa
County
Apportionment
Report
2009**



Amended November 24, 2009

**Compiled By:
Ottawa County Equalization Department
Michael R. Galligan, Equalization Director**



County of Ottawa

Equalization Department

Michael R. Galligan

Director

James J. Bush

Deputy Director

12220 Fillmore Street * Room 110 * West Olive Michigan 49460
email Director: mgallig@miottawa.org

(616) 738-4826
Fax (616) 738-4009

November 24, 2009

Board of Commissioners
Ottawa County, Michigan

Ladies and Gentleman:

The Ottawa County Equalization Department has prepared this report as authorized by the Finance and Administration Committee of the Ottawa County Board of Commissioners. This book presents an analysis of tax levies in Ottawa County as they relate to County, Townships, Village, Cities, Local School Districts, State Ed. Tax, Intermediate School Districts, Community Colleges, District Libraries and Authorities. Taxable valuation totals are those presented in April at the Equalization hearing and do not represent current taxable valuations after adjustments due to changes by July BOR, State Tax Commission, Michigan Tax Tribunal and others.

The statutory responsibilities of the County Board of Commissioners in this matter are listed below:

THE GENERAL PROPERTY TAX ACT (EXCERPT)
Act 206 of 1893 211.37

Sec. 37. The county board of commissioners, at a session held not later than October 31 in each year, shall ascertain and determine the amount of money to be raised for county purposes, and shall apportion the amount and also the amount of the state tax and indebtedness of the county to the state among the several townships in the county in proportion to the valuation of the taxable real and personal property as determined by the board, or as determined by the state tax commission upon appeal in the manner provided by law for that year, which determination and apportionment shall be entered at large on county records. The board, at a session held not later than October 31 in each year, shall also examine all certificates, statements, papers, and records submitted to it, showing the money to be raised in the several townships for school, highway, drain, township, and other purposes. It shall hear and consider all objections made to raising that money by any taxpayer affected. If it appears to the board that any certificate, statement, paper, or record is not properly certified or is in any way defective, or that any proceeding to authorize the raising of the money has not been had or is in any way imperfect, the board shall verify the same, and if the certificate, statement, paper, record, or proceeding can then be corrected, supplied, or had, the board shall authorize and require the defects or omissions of proceedings to be corrected, supplied, or had. The board may refer any or all the certificates, statements, papers, records, and proceedings to the prosecuting attorney, who shall investigate and without delay report in writing his or her opinion to the board. The board shall direct that the money proposed to be raised for township, school, highway, drain, and all other purposes authorized by law shall be spread upon the assessment roll of the proper townships, wards, and cities. This action and direction shall be entered in full upon the records of the proceedings of the board and shall be final as to the levy and assessment of all the taxes, except if there is a change made in the equalization of any county by the state tax commission upon appeal in the manner provided by law. The direction for spread of taxes shall be expressed in terms of millages to be spread against the taxable values of properties and shall not direct the raising of any specific amount of money. This section does not apply when section 36(2) applies and shall not prevent the township clerk from providing a certification to the county clerk pursuant to section 36(1). If a certification is provided pursuant to section 36(1), the county board of commissioners shall meet and direct or amend its direction for the spread of millages by local units in the county pursuant to the certification.

Respectfully submitted,

Michael R. Galligan, Director
Ottawa County Equalization Department

OTTAWA COUNTY 2009 APPORTIONMENT REPORT

Statement showing taxable valuations, mills and taxes apportioned by the Board of Commissioners of Ottawa County, Michigan for the year of 2009.

TABLE OF CONTENTS

Statement Showing Taxable Valuations and Mills Apportioned by the County Board of Commissioners of the County of Ottawa for the Year 2009 Pages..... 2-6

2009 ad valorem taxes by individual government unit.....

Allendale Charter Township	Page.....	9
Blendon Township	Page.....	10
Chester Township	Page.....	11
Crockery Township	Page.....	12
Georgetown Charter Township	Page.....	13
Grand Haven Charter Township	Page.....	14
Holland Charter Township	Page.....	15
Jamestown Charter Township	Page.....	16
Olive Township	Page.....	17
Park Township	Page.....	18
Polkton Charter Township	Page.....	19
Port Sheldon Township	Page.....	20
Robinson Township	Page.....	21
Spring Lake Township & Village	Page.....	22
Tallmadge Charter Township	Page.....	23
Wright Township	Page.....	24
Zeeland Charter Township	Page.....	25
Coopersville City	Page.....	26
Ferrysburg City	Page.....	27
Grand Haven City	Page.....	28
Holland City	Page.....	29
Hudsonville City	Page.....	30
Zeeland City	Page.....	31

Combined 2009 ad valorem certified tax rates..... Pages..... 33-38

2009 ad valorem tax dollars for School Districts, State Education tax, Intermediate Schools, Community College, Libraries & Authorities Pages..... 41-45

Tabulation of estimated 2009 tax dollars summarized by individual taxing entity Page..... 46


2009 county tax levy review..... Page..... 47

Explanation of Renaissance Zones and Revenues Decreased by Renaissance Zones Appendix A... 48

Certification Statement


I hereby certify that this Statement Showing Mills Apportioned by the County Board of Commissioners and submitted to the State Tax Commission is a true statement of all ad valorem millages apportioned by the County Board of Commissioners of the

County of Ottawa for the year 2009



Michael R. Galligan, Ottawa County Equalization Director

NOTARIZATION

 Notary Public

Ottawa County, Michigan

STATE OF MICHIGAN

County of Ottawa } ss
Subscribed before me this 25th day of
November, year 2009
My commission expires Feb. 12, 2011

NANCY HOFFMEYER
Notary Public, State of Michigan
County of Ottawa
My Commission Expires Feb. 12, 2011
Acting in the County of Ottawa

Statement Showing Mills Apportioned by the County Board of Commissioners of the County of OTTAWA for the Year 2009

Pg 2 Local K12 School District

Local K12 School District Name	(A) Total Taxable Value*	(B) Total Taxable Value*	(C) Total Nonhomestead Taxable Value*	(D) Total Commercial Personal Taxable Value*	(E) HH / Supplemental Rate	(F) Est. HH / Supplemental Tax Dollars	(G) Non Homestead Operating Rate	(H) Est. NH Operating Tax Dollars	(I) Total Debt / Sinking Fund / Bldg Site Rate	(J) Est. Debt / Sinking Fund / Bldg Site Tax Dollars	(K) Total Recreational Rate	(L) Est. Recreational Tax Dollars	(M) Total Est. Local K12 School Tax Dollars	(BB) Total RentZone Taxable Value
* Columns (B), (C) and (D) Exclude Renaissance Zone Taxable Value														
ALLENDALE	\$391,587,372	\$144,315,780	\$11,489,700	\$11,489,700	0.0000	\$	18.0000	\$ 2,670,101.88	8.5900	\$ 3,386,248.38	0.0000	\$	\$ 6,056,350.26	\$2,620,321
COOPERSVILLE	\$397,856,668	\$73,154,045	\$4,177,802	\$4,177,802	0.0000	\$	18.0000	\$ 1,345,079.62	8.6900	\$ 3,464,990.26	0.0000	\$	\$ 4,810,069.88	\$876,388
FRUITPORT	\$83,942,899	\$22,231,855	\$249,800	\$249,800	0.0000	\$	18.0000	\$ 401,672.19	3.0000	\$ 251,828.01	0.0000	\$	\$ 653,500.20	\$
GRAND HAVEN	\$2,184,924,782	\$984,338,577	\$28,265,700	\$28,265,700	0.0000	\$	18.0000	\$ 17,887,688.59	3.0500	\$ 6,665,417.51	0.0000	\$	\$ 24,553,106.10	\$459,008
GRANDVILLE	\$170,482,090	\$37,706,523	\$1,408,323	\$1,408,323	0.0000	\$	18.0000	\$ 687,174.55	5.3000	\$ 903,555.08	0.0000	\$	\$ 1,590,729.63	\$
HOLLAND	\$990,692,885	\$378,332,612	\$30,533,842	\$30,533,842	0.0000	\$	18.0000	\$ 6,993,190.07	3.5500	\$ 3,161,959.74	0.0000	\$	\$ 10,155,149.81	\$
HUDSONVILLE	\$1,228,588,451	\$250,881,814	\$14,379,200	\$14,379,200	0.0000	\$	18.0000	\$ 4,602,147.85	8.0000	\$ 9,834,812.46	0.0000	\$	\$ 14,436,960.31	\$763,106
JENSON	\$821,934,049	\$162,900,372	\$14,618,300	\$14,618,300	0.0000	\$	18.0000	\$ 3,020,276.50	7.2000	\$ 5,917,925.15	0.0000	\$	\$ 8,938,201.65	\$
KENOWA HILLS	\$89,186,117	\$20,165,171	\$2,171,046	\$2,171,046	0.0000	\$	18.0000	\$ 375,999.35	3.3600	\$ 305,659.79	0.0000	\$	\$ 681,659.14	\$1,784,058
KENT CITY	\$6,068,763	\$59,370	\$11,300	\$11,300	0.0000	\$	18.0000	\$ 9,779.46	9.2500	\$ 56,413.56	0.0000	\$	\$ 66,193.02	\$
GRAVENA	\$20,891,317	\$2,519,396	\$11,300	\$11,300	0.0000	\$	18.0000	\$ 45,595.31	7.0000	\$ 146,238.23	0.0000	\$	\$ 191,834.53	\$
SPARTA	\$30,642,170	\$7,205,281	\$11,300	\$11,300	0.0000	\$	18.0000	\$ 130,381.06	6.7652	\$ 206,993.99	0.0000	\$	\$ 337,365.04	\$
SPRING LAKE	\$941,691,602	\$153,639,616	\$6,730,772	\$6,730,772	0.0000	\$	18.0000	\$ 2,806,599.42	8.9320	\$ 3,659,479.26	0.0000	\$	\$ 6,467,078.68	\$411,800
WEST OTTAWA	\$1,951,506,770	\$884,882,191	\$44,237,500	\$44,237,500	0.0000	\$	18.0000	\$ 12,568,704.44	6.5107	\$ 12,708,675.13	0.0000	\$	\$ 25,286,379.57	\$
ZEELAND	\$1,124,862,961	\$318,644,190	\$18,421,200	\$18,421,200	0.0000	\$	18.0000	\$ 5,949,721.90	7.6300	\$ 8,606,269.96	0.0000	\$	\$ 14,907,937.04	\$3,350,664

2009 Ad Valorem

Taxes

by

Individual Government Unit

Allendale Charter Township

2009 Ad Valorem Taxes

Taxing Entity	Name	Item of Tax	2009 Taxable Valuation	Amount of Tax Mills	Total Tax Mills	Estimate of Tax Dollars	Total Est. Tax Dollars	
County	Ottawa	Operating	391,728,629	3.6000	4.3565	1,410,223	1,706,565	
		E-911	391,728,629	0.4400		172,360		
		Parks	391,728,629	0.3165		123,982		
Township	Allendale	Operating	391,728,629	2.7422	2.7422	1,074,198	1,074,198	
School District	Allendale	Operating	144,515,760	18.0000	8.5900	2,601,283	6,056,349	
		Operating- Com. Pers.	11,469,700	6.0000		68,818		
		* Debt - All	394,208,193	8.5900		3,386,248		
		TOTAL PRE		229,700,812				1,973,129
		TOTAL Non-PRE, Non Ren Zone		144,515,760				3,842,676
		TOTAL Commercial Personal		11,469,700				167,342
		TOTAL Industrial Personal, Non Ren Zone		5,901,100				50,690
		TOTAL Renaissance Zone		2,620,821				22,512
		TOTAL COMBINED		394,208,193				
		School District	Hudsonville	Operating		0		18.0000
Operating- Com. Pers.	0			6.0000	0			
Debt - All	141,257			7.0000	988			
Building & Site - All	141,257			1.0000	141			
TOTAL PRE				141,257		1,129		
TOTAL Non-PRE				0		0		
TOTAL Commercial Personal				0		0		
TOTAL COMBINED		141,257						
Interm. School	Ottawa	Operating	391,728,629		5.5234		2,163,673	
State Education	Michigan	Operating	385,827,529		6.0000		2,314,965	

Totals for Taxable Status by School District	Summer	Winter	Total
Allendale School District [Non-PRE]	41.7134	3.4987	45.2121
Allendale School District [PRE]	23.7134	3.4987	27.2121
Allendale School District [Com. Personal]	29.7134	3.4987	33.2121
Allendale School District [Ind. Personal]	17.7134	3.4987	21.2121
Allendale School District [Ren. Zone]	8.5900		8.5900
Hudsonville School District [Non-PRE]	28.1234	16.4987	44.6221
Hudsonville School District [PRE]	19.1234	7.4987	26.6221
Hudsonville School District [Com. Personal]	22.1234	10.4987	32.6221
Hudsonville School District [Ind. Personal]	13.1234	7.4987	20.6221

Total: **13,316,879**

* Includes Renaissance Zone. For an explanation of Renaissance Zones see Appendix A.

NOTE: Industrial Personal Property is exempt from the 6 mills of State Education Tax, and up to 18 mills of Local School District Operating millage. Commercial Personal Property is exempt from up to 12 mills of Local School Operating millage.

Blendon Township

2009 Ad Valorem Taxes

Taxing Entity	Name	Item of Tax	2009 Taxable Valuation	Amount of Tax Mills	Total Tax Mills	Estimate of Tax Dollars	Total Est. Tax Dollars	
County	Ottawa	Operating	207,290,001	3.6000	4.3565	746,244	903,058	
		E-911	207,290,001	0.4400		91,207		
		Parks	207,290,001	0.3165		65,607		
Township	Blendon	Operating	207,290,001	0.9600	2.4256	198,998	502,802	
		Fire	207,290,001	1.4656		303,804		
School District	Hudsonville	Operating	16,339,115	18.0000		294,104	1,332,373	
		Operating- Com. Pers.	516,600	6.0000		3,099		
		Debt	129,396,401	7.0000		905,774		
		Bldg&Site - All	129,396,401	1.0000		129,396		
		TOTAL PRE		112,540,686		8.0000		900,325
		TOTAL Non-PRE		16,339,115		26.0000		424,816
		TOTAL Commercial Personal		516,600		14.0000		7,232
		TOTAL Industrial Personal		0		8.0000		0
TOTAL COMBINED		129,396,401						
School District	Zeeland	Operating	7,571,677	18.0000		136,290	764,252	
		Operating-Comm. Pers	413,000	6.0000		2,478		
		Debt	77,893,600	6.6300		516,434		
		Bldg & Site	77,893,600	1.0000		77,893		
		Recreation	77,893,600	0.4000		31,157		
		TOTAL PRE		69,167,023		8.0300		555,411
		TOTAL Non-PRE		7,571,677		26.0300		197,090
		TOTAL Commercial Personal		413,000		14.0300		5,794
TOTAL Industrial Personal		741,900	8.0300	5,957				
TOTAL COMBINED		77,893,600						
Interm. School	Ottawa	Operating	207,290,001		5.5234		1,144,945	
State Education	Michigan	Operating	206,548,101		6.0000		1,239,288	

Totals for Taxable Status by School District	Summer	Winter	Total
Hudsonville School District [Non-PRE]	28.1234	16.1821	44.3055
Hudsonville School District [PRE]	19.1234	7.1821	26.3055
Hudsonville School District [Com. Personal]	22.1234	10.1821	32.3055
Hudsonville School District [Ind. Personal]	13.1234	7.1821	20.3055
Zeeland School District [Non-PRE]	28.1384	16.1971	44.3355
Zeeland School District [PRE]	19.1384	7.1971	26.3355
Zeeland School District [Com. Personal]	22.1384	10.1971	32.3355
Zeeland School District [Ind. Personal]	13.1384	7.1971	20.3355

Total: **5,886,718**

NOTE: Industrial Personal Property is exempt from the 6 mills of State Education Tax, and up to 18 mills of Local School District Operating millage. Commercial Personal Property is exempt from up to 12 mills of Local School Operating millage.

Chester Township

2009 Ad Valorem Taxes

Taxing Entity	Name	Item of Tax	2009 Taxable Valuation	Amount of Tax Mills	Total Tax Mills	Estimate of Tax Dollars	Total Est. Tax Dollars	
County	Ottawa	Operating	76,090,973	3.6000	4.3565	273,927	331,489	
		E-911	76,090,973	0.4400				33,480
		Parks	76,090,973	0.3165				24,082
Township	Chester	Operating	76,090,973	0.9583	4.0583	72,917	308,798	
		Roads	76,090,973	1.4875				113,185
		Fire	76,090,973	1.4875				113,185
		Aging Council	76,090,973	0.1250				9,511
Library District	Coopersville	Operating	76,090,973		0.5881		44,749	
School District	Coopersville	Operating	2,220,974	18.0000		39,977	221,421	
		Operating- Com. Pers.	200,300	6.0000		1,201		
		Debt	20,741,497	8.6900		180,243		
		TOTAL PRE	18,261,523		8.6900	158,692		
		TOTAL Non-PRE	2,220,974		26.6900	59,277		
		TOTAL Commercial Personal	200,300		14.6900	2,942		
		TOTAL Industrial Personal	58,700		8.6900	510		
TOTAL COMBINED	20,741,497							
School District	Sparta	Operating	6,729,706	18.0000		121,134	313,314	
		Operating- Com. Pers.	101,400	6.0000		608		
		Debt	28,359,396	5.9000		167,320		
		Bldg&Site - All	28,359,396	0.8552		24,252		
		TOTAL PRE	21,444,290		6.7552	144,860		
		TOTAL Non-PRE	6,729,706		24.7552	166,594		
		TOTAL Commercial Personal	101,400		12.7552	1,293		
TOTAL Industrial Personal	84,000		6.7552	567				
TOTAL COMBINED	28,359,396							
School District	Kent City	Operating	539,370	18.0000		9,708	66,190	
		Operating- Com. Pers.	11,800	6.0000		70		
		Debt	6,098,763	8.2500		50,314		
		Bldg&Site - All	6,098,763	1.0000		6,098		
		TOTAL PRE	5,547,593		9.2500	51,314		
		TOTAL Non-PRE	539,370		27.2500	14,697		
		TOTAL Commercial Personal	11,800		15.2500	179		
TOTAL Industrial Personal	0		9.2500	0				
TOTAL COMBINED	6,098,763							
School District	Ravenna	Operating	2,519,306	18.0000		45,347	191,833	
		Operating- Com. Pers.	41,300	6.0000		247		
		Debt	20,891,317	7.0000		146,239		
		TOTAL PRE	18,280,411		7.0000	127,963		
		TOTAL Non-PRE	2,519,306		25.0000	62,982		
		TOTAL Commercial Personal	41,300		13.0000	536		
		TOTAL Industrial Personal	50,300		7.0000	352		
TOTAL Renaissance Zone								
TOTAL COMBINED	20,891,317							
Interm. School	Ottawa	Operating	20,741,497		5.5234		114,563	
Interm. School	Kent	Operating	34,458,159		4.6903		161,619	
Interm. School	Muskegon	Operating	20,891,317		3.7580		78,509	
Comm. College	Grand Rapids	Operating	34,458,159		1.7865		61,559	
State Education	Michigan	Operating	75,897,973		6.0000		455,387	

Totals for Taxable Status by School District	Summer	Winter	Total
Coopersville School District [Non-PRE]	9.6000	37.6163	47.2163
Coopersville School District [PRE]	9.6000	19.6163	29.2163
Coopersville School District [Com. Personal]	9.6000	25.6163	35.2163
Coopersville School District [Ind. Personal]	3.6000	19.6163	23.2163
Sparta School District [Non-PRE]	28.4544	17.7805	46.2349
Sparta School District [PRE]	19.4544	8.7805	28.2349
Sparta School District [Com. Personal]	22.4544	11.7805	34.2349
Sparta School District [Ind. Personal]	13.4544	8.7805	22.2349
Kent City School District [Non-PRE]	29.7018	19.0279	48.7297
Kent City School District [PRE]	20.7018	10.0279	30.7297
Kent City School District [Com. Personal]	23.7018	13.0279	36.7297
Kent City School District [Ind. Personal]	14.7018	10.0279	24.7297
Ravenna School District [Non-PRE]	9.6000	34.1609	43.7609
Ravenna School District [PRE]	9.6000	16.1609	25.7609
Ravenna School District [Com. Personal]	9.6000	22.1609	31.7609
Ravenna School District [Ind. Personal]	3.6000	16.1609	19.7609

Total: **2,349,431**

NOTE:
Industrial Personal Property is exempt from the 6 mills State Education Tax and up to 18 mills of Local School District operating millage. Commercial Personal Property is exempt from up to 12 mills of Local School District operating millage.

Crockery Township

2009 Ad Valorem Taxes

Taxing Entity	Name	Item of Tax	2009 Taxable Valuation	Amount of Tax Mills	Total Tax Mills	Estimate of Tax Dollars	Total Est. Tax Dollars
County	Ottawa	Operating	122,720,616	3.6000	4.3565	441,794	534,632
		E-911	122,720,616	0.4400		53,997	
		Parks	122,720,616	0.3165		38,841	
		County Drain				4,414	
Township	Crockery	Operating	122,720,616	0.8991	2.6097	110,338	320,263
		Fire	122,720,616	1.3806		169,428	
		Roads	122,720,616	0.3300		40,497	
School District	Spring Lake	Operating	17,769,144	18.0000		319,844	806,509
		Operating- Com. Pers.	2,537,800	6.0000		15,226	
		Debt	79,473,928	5.9320		471,439	
		TOTAL PRE	58,761,584	5.9320		348,573	
		TOTAL Non-PRE	17,769,144	23.9320		425,251	
		TOTAL Commercial Personal	2,537,800	11.9320		30,281	
		TOTAL Industrial Personal	405,400	5.9320		2,404	
TOTAL COMBINED	79,473,928						
School District	Coopersville	Operating	900	18.0000		16	1,780
		Operating-Comm. Pers	0	6.0000		0	
		Debt	202,999	8.6900		1,764	
		TOTAL PRE	202,099	8.6900		1,756	
		TOTAL Non-PRE	900	26.6900		24	
		TOTAL Commercial Personal	0	14.6900		0	
		TOTAL Industrial Personal	0	8.6900		0	
TOTAL COMBINED	202,999						
School District	Fruitport	Operating	9,450,936	18.0000		170,116	299,655
		Operating-Comm. Pers	68,000	6.0000		408	
		Debt	43,043,689	3.0000		129,131	
		TOTAL PRE	33,524,753	3.0000		100,574	
		TOTAL Non-PRE	9,450,936	21.0000		198,469	
		TOTAL Commercial Personal	68,000	9.0000		612	
		TOTAL Industrial Personal	0	3.0000		0	
TOTAL COMBINED	43,043,689						
Interm. School	Ottawa	Operating	79,676,927	5.5234			440,087
Interm. School	Muskegon	Operating	43,043,689	3.7580			161,758
State Education	Michigan	Operating	122,315,216		6.0000		733,891

Totals for Taxable Status by School District	Summer	Winter	Total
Spring Lake School District [Non-PRE]	39.0554	3.3662	42.4216
Spring Lake School District [PRE]	21.0554	3.3662	24.4216
Spring Lake School District [Com. Personal]	27.0554	3.3662	30.4216
Spring Lake School District [Ind. Personal]	15.0554	3.3662	18.4216
Coopersville School District [Non-PRE]	9.6000	35.5796	45.1796
Coopersville School District [PRE]	9.6000	17.5796	27.1796
Coopersville School District [Com. Personal]	9.6000	23.5796	33.1796
Coopersville School District [Ind. Personal]	3.6000	17.5796	21.1796
Fruitport School District [Non-PRE]	34.3580	3.3662	37.7242
Fruitport School District [PRE]	16.3580	3.3662	19.7242
Fruitport School District [Com. Personal]	22.3580	3.3662	25.7242
Fruitport School District [Ind. Personal]	10.3580	3.3662	13.7242

Total: **3,302,989**

NOTE: Industrial Personal Property is exempt from the 6 mills of State Education Tax, and up to 18 mills of Local School District Operating millage. Commercial Personal Property is exempt from up to 12 mills of Local School Operating millage.

Georgetown CharterTownship

2009 Ad Valorem Taxes

Taxing Entity	Name	Item of Tax	2009 Taxable Valuation	Amount of Tax Mills	Total Tax Mills	Estimate of Tax Dollars	Total Est. Tax Dollars
County	Ottawa	Operating	1,455,553,586	3.6000	4.3565	5,239,992	6,341,117
		E-911	1,455,553,586	0.4400		640,443	
		Parks	1,455,553,586	0.3165		460,682	
Township	Georgetown	Operating	1,455,553,586	2.2500	2.2500	3,274,995	3,274,995
School District	Jenison	Operating	162,920,372	18.0000		2,932,566	8,938,200
		Operating- Com. Pers.	14,618,300	6.0000		87,709	
		Debt	821,934,049	7.2000		5,917,925	
		TOTAL PRE	641,956,277		7.2000	4,622,085	
		TOTAL Non-PRE	162,920,372		25.2000	4,105,593	
		TOTAL Commercial Personal	14,618,300		13.2000	192,961	
		TOTAL Industrial Personal	2,439,100		7.2000	17,561	
	TOTAL COMBINED	821,934,049					
School District	Hudsonville	Operating	96,122,580	18.0000		1,730,206	6,505,215
		Operating-Comm. Pers	4,178,100	6.0000		25,068	
		Debt	593,742,723	7.0000		4,156,199	
		Bldg & Site	593,742,723	1.0000		593,742	
		TOTAL PRE	492,635,343		8.0000	3,941,082	
		TOTAL Non-PRE	96,122,580		26.0000	2,499,187	
		TOTAL Commercial Personal	4,178,100		14.0000	58,493	
TOTAL Industrial Personal	806,700		8.0000	6,453			
	TOTAL COMBINED	593,742,723					
School District	Grandville	Operating	1,945,949	18.0000		35,027	247,187
		Operating-Comm. Pers	135,800	6.0000		814	
		Debt	39,876,814	3.9000		155,519	
		Bldg & Site	39,876,814	1.4000		55,827	
		TOTAL PRE	37,795,065		5.3000	200,313	
		TOTAL Non-PRE	1,945,949		23.3000	45,340	
		TOTAL Commercial Personal	135,800		11.3000	1,534	
TOTAL Industrial Personal	0		5.3000	0			
	TOTAL COMBINED	39,876,814					
Interm. School	Ottawa	Operating	1,415,676,772	5.5234			7,819,349
Interm. School	Kent	Operating	39,876,814	4.6903			187,034
Comm. College	Grand Rapids	Operating	39,876,814		1.7865		71,239
State Education	Michigan	Operating	1,452,307,786		6.0000		8,713,846

Totals for Taxable Status by School District	Summer	Winter	Total
Jenison School District [Non-PRE]	40.3234	3.0065	43.3299
Jenison School District [PRE]	22.3234	3.0065	25.3299
Jenison School District [Com. Personal]	28.3234	3.0065	31.3299
Jenison School District [Ind. Personal]	16.3234	3.0065	19.3299
Hudsonville School District [Non-PRE]	28.1234	16.0065	44.1299
Hudsonville School District [PRE]	19.1234	7.0065	26.1299
Hudsonville School District [Com. Personal]	22.1234	10.0065	32.1299
Hudsonville School District [Ind. Personal]	13.1234	7.0065	20.1299
Grandville School District [Non-PRE]	39.3768	3.0065	42.3833
Grandville School District [PRE]	21.3768	3.0065	24.3833
Grandville School District [Com. Personal]	27.3768	3.0065	30.3833
Grandville School District [Ind. Personal]	15.3768	3.0065	18.3833

Total: 42,098,182

NOTE: Industrial Personal Property is exempt from the 6 mills of State Education Tax, and up to 18 mills of Local School District Operating millage. Commercial Personal Property is exempt from up to 12 mills of Local School Operating millage.

Grand Haven Charter Township

2009 Ad Valorem Taxes

Taxing Entity	Name	Item of Tax	2009 Taxable Valuation	Amount of Tax Mills	Total Tax Mills	Estimate of Tax Dollars	Total Est. Tax Dollars		
County	Ottawa	Operating	705,932,091	3.6000	4.3565	2,541,355	3,075,392		
		E-911	705,932,091	0.4400		310,610			
		Parks	705,932,091	0.3165		223,427			
		County Drain				19,668			
Township	Grand Haven	Operating	705,932,091	0.9171	3.1867	647,410	2,249,718		
		Fire	705,932,091	1.4934		1,054,238			
		Museum	705,932,091	0.2500		176,483			
		Council on Aging	705,932,091	0.2500		176,483			
		* Water Debt	706,390,099	0.2762		195,104			
Library District	Loutit	Operating	705,932,091	0.9788	1.0988	690,966	775,732		
		* Debt	706,390,099	0.1200		84,766			
School District	Grand Haven	Operating	179,676,503	18.0000		3,234,177	5,447,782		
		Operating- Com. Pers.	9,852,800	6.0000		59,116			
		* Debt	706,390,099	3.0500		2,154,489			
		TOTAL PRE		496,387,788				3.0500	1,513,982
		TOTAL Non-PRE		179,676,503				21.0500	3,782,192
		TOTAL Commercial Personal		9,852,800				9.0500	89,167
		TOTAL Industrial Personal		20,015,000				3.0500	61,045
		TOTAL Renaissance Zone		458,008				3.0500	1,396
TOTAL COMBINED		706,390,099							
Interm. School	Ottawa	Operating	705,932,091		5.5234		3,899,145		
State Education	Michigan	Operating	685,917,091		6.0000		4,115,502		

Totals for Taxable Status by School District		Summer	Winter	Total
Grand Haven School District	[Non-PRE]	25.6484	15.5670	41.2154
Grand Haven School District	[PRE]	16.6484	6.5670	23.2154
Grand Haven School District	[Com. Personal]	19.6484	9.5670	29.2154
Grand Haven School District	[Ind. Personal]	10.6484	6.5670	17.2154
Grand Haven School District	[Ren. Zone]	1.5250	1.9212	3.4462

Total: 19,582,939

* Includes Renaissance Zone. For an explanation of Renaissance Zones see Appendix A.

NOTE: Industrial Personal Property is exempt from the 6 mills of State Education Tax, and up to 18 mills of Local School District Operating millage. Commercial Personal Property is exempt from up to 12 mills of Local School Operating millage.

Holland Charter Township

2009 Ad Valorem Taxes

Taxing Entity	Name	Item of Tax	2009 Taxable Valuation	Amount of Tax Mills	Total Tax Mills	Estimate of Tax Dollars	Total Est. Tax Dollars	
County	Ottawa	Operating	1,243,403,732	3.6000	4.3565	4,476,253	5,416,887	
		E-911	1,243,403,732	0.4400		547,097		
		Parks	1,243,403,732	0.3165		393,537		
Township	Holland	Operating	1,243,403,732	3.4558	6.1000	4,296,954	7,584,760	
		Library	1,243,403,732	1.2542		1,559,476		
		Bike Path	1,243,403,732	0.4900		609,267		
		E-unit	1,243,403,732	0.9000		1,119,063		
Authority	Holl Swim Pool	Operating	37,091,129	0.8500	1.4300	31,527	53,039	
		Debt	37,091,129	0.5800		21,512		
Authority	MAX Transport	Operating	1,243,403,732		0.3500		435,191	
School District	Holland	Operating	29,687,587	18.0000		534,376	688,469	
		Operating- Com. Pers.	3,736,742	6.0000		22,420		
		Debt	37,091,129	2.8000		103,855		
		Bldg&Site - All	37,091,129	0.7500		27,818		
		TOTAL PRE		3,335,200		3.5500		11,840
		TOTAL Non-PRE		29,687,587		21.5500		639,767
		TOTAL Commercial Personal		3,736,742		9.5500		35,685
		TOTAL Industrial Personal		331,600		3.5500		1,177
School District	West Ottawa	Operating	432,789,552	18.0000		7,790,211	13,791,308	
		Operating-Comm. Pers	38,204,800	6.0000		229,228		
		Debt	886,520,529	6.2107		5,505,913		
		Bldg & Site	886,520,529	0.3000		265,956		
		TOTAL PRE		356,917,277		6.5107		2,323,782
		TOTAL Non-PRE		432,789,552		24.5107		10,607,974
		TOTAL Commercial Personal		38,204,800		12.5107		477,968
		TOTAL Industrial Personal		58,608,900		6.5107		381,584
School District	Zeeland	Operating	74,291,853	18.0000		1,337,253	3,931,711	
		Operating-Comm. Pers	4,421,500	6.0000		26,529		
		Debt	319,792,074	6.6300		2,120,221		
		Bldg & Site	319,792,074	1.0000		319,792		
		Recreation	319,792,074	0.4000		127,916		
		TOTAL PRE		234,331,821		8.0300		1,881,684
		TOTAL Non-PRE		74,291,853		26.0300		1,933,817
		TOTAL Commercial Personal		4,421,500		14.0300		62,033
TOTAL Industrial Personal		6,746,900		8.0300	54,177			
Interm. School	Ottawa	Operating	1,243,403,732		5.5234		6,867,816	
State Education	Michigan	Operating	1,177,716,332		6.0000		7,066,297	

Totals for Taxable Status by School District	Summer	Winter	Total
Holland School District [Non-PRE]	26.9634	18.3465	45.3099
Holland School District [PRE]	17.9634	9.3465	27.3099
Holland School District [Com. Personal]	20.9634	12.3465	33.3099
Holland School District [Ind. Personal]	11.9634	9.3465	21.3099
West Ottawa School District [Non-PRE]	39.9841	6.8565	46.8406
West Ottawa School District [PRE]	21.9841	6.8565	28.8406
West Ottawa School District [Com. Personal]	27.9841	6.8565	34.8406
West Ottawa School District [Ind. Personal]	15.9841	6.8565	22.8406
Zeeland School District [Non-PRE]	28.4884	19.8715	48.3599
Zeeland School District [PRE]	19.4884	10.8715	30.3599
Zeeland School District [Com. Personal]	22.4884	13.8715	36.3599
Zeeland School District [Ind. Personal]	13.4884	10.8715	24.3599

Total: 45,835,478

NOTE: Industrial Personal Property is exempt from the 6 mills of State Education Tax, and up to 18 mills of Local School District Operating millage. Commercial Personal Property is exempt from up to 12 mills of Local School Operating millage.

Jamestown Charter Township

2009 Ad Valorem Taxes

Taxing Entity	Name	Item of Tax	2009 Taxable Valuation	Amount of Tax Mills	Total Tax Mills	Estimate of Tax Dollars	Total Est. Tax Dollars
County	Ottawa	Operating	274,264,204	3.6000	4.3565	987,351	1,194,831
		E-911	274,264,204	0.4400		120,676	
		Parks	274,264,204	0.3165		86,804	
		County Drain					not available
Township	Jamestown	Operating	274,264,204	0.8950	4.3291	245,466	1,187,316
		Fire	274,264,204	1.4979		410,820	
		Roads	274,264,204	1.5000		411,396	
		Library Operating	274,264,204	0.4362		119,634	
School District	Hudsonville	Operating	49,490,166	18.0000		890,822	2,986,595
		Operating- Com. Pers.	3,527,500	6.0000		21,165	
		Debt	259,326,074	7.0000		1,815,282	
		Bldg&Site - All	259,326,074	1.0000		259,326	
		TOTAL PRE	202,862,608		8.0000	1,622,900	
		TOTAL Non-PRE	49,490,166		26.0000	1,286,744	
		TOTAL Commercial Personal	3,527,500		14.0000	49,385	
TOTAL Industrial Personal	3,445,800		8.0000	27,566			
TOTAL COMBINED	259,326,074						
School District	Grandville	Operating	1,547,984	18.0000		27,863	107,034
		Operating-Comm. Pers	0	6.0000		0	
		Debt	14,938,130	3.9000		58,258	
		Bldg & Site	14,938,130	1.4000		20,913	
		TOTAL PRE	13,390,146		5.3000	70,966	
		TOTAL Non-PRE	1,547,984		23.3000	36,068	
		TOTAL Commercial Personal	0		11.3000	0	
TOTAL Industrial Personal	0		5.3000	0			
TOTAL COMBINED	14,938,130						
Interm. School	Ottawa	Operating	259,326,074		5.5234		1,432,361
Interm. School	Kent	Operating	14,938,130		4.6903		70,064
Comm. College	Grand Rapids	Operating	14,938,130		1.7865		26,686
State Education	Michigan	Operating	270,818,404		6.0000		1,624,910

Totals for Taxable Status by School District	Summer	Winter	Total
Hudsonville School District [Non-PRE]	28.1234	18.0856	46.2090
Hudsonville School District [PRE]	19.1234	9.0856	28.2090
Hudsonville School District [Com. Personal]	22.1234	12.0856	34.2090
Hudsonville School District [Ind. Personal]	13.1234	9.0856	22.2090
Grandville School District [Non-PRE]	39.3768	5.0856	44.4624
Grandville School District [PRE]	21.3768	5.0856	26.4624
Grandville School District [Com. Personal]	27.3768	5.0856	32.4624
Grandville School District [Ind. Personal]	15.3768	5.0856	20.4624

Total: 8,629,797

NOTE: Industrial Personal Property is exempt from the 6 mills of State Education Tax, and up to 18 mills of Local School District Operating millage. Commercial Personal Property is exempt from up to 12 mills of Local School Operating millage.

Olive Township

2009 Ad Valorem Taxes

Taxing Entity	Name	Item of Tax	2009 Taxable Valuation	Amount of Tax Mills	Total Tax Mills	Estimate of Tax Dollars	Total Est. Tax Dollars		
County	Ottawa	Operating	157,474,063	3.6000	4.3565	566,906	686,034		
		E-911	157,474,063	0.4400		69,288			
		Parks	157,474,063	0.3165		49,840			
Township	Olive	Operating	157,474,063	0.9784	4.9784	154,072	783,968		
		Roads	157,474,063	2.0000		314,948			
		Fire	157,474,063	2.0000		314,948			
School District	West Ottawa	Operating	26,202,767	18.0000		471,649	963,887		
		Operating- Com. Pers.	2,020,500	6.0000		12,123			
		Debt	73,742,696	6.2107		457,993			
		Bldg&Site - All	73,742,696	0.3000		22,122			
		TOTAL PRE		42,305,729				6.5107	275,439
		TOTAL Non-PRE		26,202,767				24.5107	642,248
		TOTAL Commercial Personal		2,020,500				12.5107	25,277
		TOTAL Industrial Personal		3,213,700				6.5107	20,923
TOTAL COMBINED		73,742,696							
School District	Zeeland	Operating	18,364,939	18.0000		330,568	1,008,490		
		Operating-Comm. Pers	926,900	6.0000		5,561			
		Debt	83,731,367	6.6300		555,138			
		Bldg & Site	83,731,367	1.0000		83,731			
		Recreation	83,731,367	0.4000		33,492			
		TOTAL PRE		61,079,528				8.0300	490,467
		TOTAL Non-PRE		18,364,939				26.0300	478,039
		TOTAL Commercial Personal		926,900				14.0300	13,004
TOTAL Industrial Personal		3,360,000		8.0300	26,980				
TOTAL COMBINED		83,731,367							
Interm. School	Ottawa	Operating	157,474,063		5.5234		869,792		
State Education	Michigan	Operating	150,900,363		6.0000		905,402		
Totals for Taxable Status by School District				Summer	Winter	Total			
West Ottawa School District [Non-PRE]				39.6341	5.7349	45.3690			
West Ottawa School District [PRE]				21.6341	5.7349	27.3690			
West Ottawa School District [Com. Personal]				27.6341	5.7349	33.3690			
West Ottawa School District [Ind. Personal]				15.6341	5.7349	21.3690			
Zeeland School District [Non-PRE]				28.1384	18.7499	46.8883			
Zeeland School District [PRE]				19.1384	9.7499	28.8883			
Zeeland School District [Com. Personal]				22.1384	12.7499	34.8883			
Zeeland School District [Ind. Personal]				13.1384	9.7499	22.8883			
<p>NOTE: Industrial Personal Property is exempt from the 6 mills of State Education Tax, and up to 18 mills of Local School District Operating millage. Commercial Personal Property is exempt from up to 12 mills of Local School Operating millage.</p>									

Total: **5,217,573**

Park Township

2009 Ad Valorem Taxes

Taxing Entity	Name	Item of Tax	2009 Taxable Valuation	Amount of Tax Mills	Total Tax Mills	Estimate of Tax Dollars	Total Est. Tax Dollars		
County	Ottawa	Operating	909,729,156	3.6000	4.3565	3,275,024	3,963,233		
		E-911	909,729,156	0.4400				400,280	
		Parks	909,729,156	0.3165				287,929	
Township	Park	Operating	909,729,156	0.9439	4.0032	858,693	3,641,825		
		Parks	909,729,156	0.5000				454,864	
		E-Unit	909,729,156	0.6700				609,518	
		Bike Paths	909,729,156	0.5351				486,796	
		Library	909,729,156	1.2542				1,140,982	
		West Michigan Airport	909,729,156	0.1000				90,972	
Authority	Holl Swim Pool	Operating	105,929,042	0.8500	1.4300	90,039	151,477		
		Debt	105,929,042	0.5800				61,438	
School District	West Ottawa	Operating	178,603,199	18.0000		3,214,857	8,464,772		
		Operating- Com. Pers.	2,769,000	6.0000				16,614	
		Debt	803,800,114	6.2107				4,992,161	
		Bldg&Site - All	803,800,114	0.3000				241,140	
		TOTAL PRE	622,427,915					6.5107	4,052,441
		TOTAL Non-PRE	178,603,199					24.5107	4,377,689
		TOTAL Commercial Personal	2,769,000					12.5107	34,642
		TOTAL Industrial Personal	0					6.5107	0
TOTAL COMBINED	803,800,114								
School District	Holland	Operating	46,744,360	18.0000		841,398	1,219,439		
		Operating-Comm. Pers	332,400	6.0000				1,994	
		Debt	105,929,042	2.8000				296,601	
		Bldg & Site	105,929,042	0.7500				79,446	
		TOTAL PRE	58,852,282					3.5500	208,925
		TOTAL Non-PRE	46,744,360					21.5500	1,007,340
		TOTAL Commercial Personal	332,400					9.5500	3,174
		TOTAL Industrial Personal	0					3.5500	0
TOTAL COMBINED	105,929,042								
Interm. School	Ottawa	Operating	909,729,156		5.5234		5,024,798		
State Education	Michigan	Operating	909,729,156		6.0000		5,458,374		

Totals for Taxable Status by School District	Summer	Winter	Total
West Ottawa School District [Non-PRE]	39.6341	4.7597	44.3938
West Ottawa School District [PRE]	21.6341	4.7597	26.3938
West Ottawa School District [Com. Personal]	27.6341	4.7597	32.3938
West Ottawa School District [Ind. Personal]	15.6341	4.7597	20.3938
Holland School District [Non-PRE]	26.6134	16.2497	42.8631
Holland School District [PRE]	17.6134	7.2497	24.8631
Holland School District [Com. Personal]	20.6134	10.2497	30.8631
Holland School District [Ind. Personal]	11.6134	7.2497	18.8631

Total: 27,923,918

NOTE: Industrial Personal Property is exempt from the 6 mills of State Education Tax, and up to 18 mills of Local School District Operating millage. Commercial Personal Property is exempt from up to 12 mills of Local School Operating millage.

Polkton Charter Township

2009 Ad Valorem Taxes

Taxing Entity	Name	Item of Tax	2009 Taxable Valuation	Amount of Tax Mills	Total Tax Mills	Estimate of Tax Dollars	Total Est. Tax Dollars	
County	Ottawa	Operating	96,915,178	3.6000	4.3565	348,894	422,209	
		E-911	96,915,178	0.4400		42,642		
		Parks	96,915,178	0.3165		30,673		
Township	Polkton	Operating	96,915,178	0.9569	4.2041	92,738	407,439	
		Aging Council	96,915,178	0.2500		24,228		
		Fire	96,915,178	1.0000		96,915		
		Roads	96,915,178	1.9972		193,558		
Library District	Coopersville	Operating	96,915,178		0.5881		56,995	
School District	Coopersville	Operating	12,398,312	18.0000		223,169	1,070,840	
		Operating- Com. Pers.	913,200	6.0000		5,479		
		Debt	96,915,178	8.6900		842,192		
		TOTAL PRE		80,951,666		8.6900		703,471
		TOTAL Non-PRE		12,398,312		26.6900		330,910
		TOTAL Commercial Personal		913,200		14.6900		13,414
TOTAL Industrial Personal		<u>2,652,000</u>		8.6900	23,045			
TOTAL COMBINED		96,915,178						
Interm. School	Ottawa	Operating	96,915,178		5.5234		535,301	
State Education	Michigan	Operating	94,263,178		6.0000		565,579	

Totals for Taxable Status by School District	Summer	Winter	Total
Coopersville School District [Non-PRE] (70-120)	9.6000	37.7621	47.3621
Coopersville School District [PRE] (70-120)	9.6000	19.7621	29.3621
Coopersville School District [Com. Personal] (70-120)	9.6000	25.7621	35.3621
Coopersville School District [Ind. Personal] (70-120)	3.6000	19.7621	23.3621

Total: 3,058,363

NOTE: Industrial Personal Property is exempt from the 6 mills of State Education Tax, and up to 18 mills of Local School District Operating millage. Commercial Personal Property is exempt from up to 12 mills of Local School Operating millage.

Port Sheldon Township

2009 Ad Valorem Taxes

Taxing Entity	Name	Item of Tax	2009 Taxable Valuation	Amount of Tax Mills	Total Tax Mills	Estimate of Tax Dollars	Total Est. Tax Dollars				
County	Ottawa	Operating	633,730,286	3.6000	4.3565	2,281,429	2,760,845				
		E-911	633,730,286	0.4400		278,841					
		Parks	633,730,286	0.3165		200,575					
Township	Port Sheldon	Operating	633,730,286	1.0000	1.3477	633,730	854,078				
		Fire	633,730,286	0.3477		220,348					
Library District	Loutit	Operating	446,286,855	0.9788	1.0988	436,825	490,379				
		Debt	446,286,855	0.1200		53,554					
School District	Grand Haven	Operating	388,472,262	18.0000		6,992,500	8,354,837				
		Operating- Com. Pers.	193,900	6.0000		1,163					
		Debt	446,286,855	3.0500		1,361,174					
		TOTAL PRE		57,620,693				3.0500	175,743		
		TOTAL Non-PRE		388,472,262				21.0500	8,177,340		
		TOTAL Com Personal		193,900				9.0500	1,754		
		TOTAL Ind Personal		0				3.0500	0		
		TOTAL COMBINED		446,286,855							
		School District	West Ottawa	Operating		47,086,673		18.0000		847,560	2,075,406
				Operating-Comm. Pers		1,243,200		6.0000		7,459	
Debt	187,443,431			6.2107	1,164,154						
Bldg & Site	187,443,431			0.3000	56,233						
TOTAL PRE				139,113,558		6.5107	905,726				
TOTAL Non-PRE				47,086,673		24.5107	1,154,127				
TOTAL Com Personal				1,243,200		12.5107	15,553				
TOTAL Ind Personal		0		6.5107	0						
TOTAL COMBINED		187,443,431									
Interm. School	Ottawa	Operating	633,730,286		5.5234		3,500,345				
State Education	Michigan	Operating	633,730,286		6.0000		3,802,381				

Totals for Taxable Status by School District	Summer	Winter	Total
Grand Haven School District [Non-PRE]	26.6272	12.7492	39.3764
Grand Haven School District [PRE]	17.6272	3.7492	21.3764
Grand Haven School District [Com. Personal]	20.6272	6.7492	27.3764
Grand Haven School District [Ind. Personal]	11.6272	3.7492	15.3764
West Ottawa School District [Non-PRE]	39.6341	2.1042	41.7383
West Ottawa School District [PRE]	21.6341	2.1042	23.7383
West Ottawa School District [Com. Personal]	27.6341	2.1042	29.7383
West Ottawa School District [Ind. Personal]	15.6341	2.1042	17.7383

Total: **21,838,271**

NOTE: Industrial Personal Property is exempt from the 6 mills of State Education Tax, and up to 18 mills of Local School District Operating millage. Commercial Personal Property is exempt from up to 12 mills of Local School Operating millage.

Robinson Township

2009 Ad Valorem Taxes

Taxing Entity	Name	Item of Tax	2009 Taxable Valuation	Amount of Tax Mills	Total Tax Mills	Estimate of Tax Dollars	Total Est. Tax Dollars				
County	Ottawa	Operating	208,152,870	3.6000	4.3565	749,350	906,817				
		E-911	208,152,870	0.4400		91,587					
		Parks	208,152,870	0.3165		65,880					
Township	Robinson	Operating	208,152,870	0.9047	2.4800	188,315	516,218				
		Fire	208,152,870	1.5753		327,903					
Library District	Loutit	Operating	208,152,870	0.9788	1.0988	203,740	228,718				
		Debt	208,152,870	0.1200		24,978					
School District	Grand Haven	Operating	22,856,853	18.0000		411,423	950,226				
		Operating- Com. Pers.	601,100	6.0000		3,606					
		Debt	175,474,493	3.0500		535,197					
		TOTAL PRE		151,611,240				3.0500	462,414		
		TOTAL Non-PRE		22,856,853				21.0500	481,137		
		TOTAL Commercial Personal		601,100				9.0500	5,439		
		TOTAL Industrial Personal		405,300				3.0500	1,236		
		TOTAL COMBINED		175,474,493							
		School District	Zeeland	Operating		3,976,661		18.0000		71,579	338,761
				Operating-Comm. Pers		796,000		6.0000		4,776	
Debt	32,678,377			6.6300	216,657						
Bldg & Site	32,678,377			1.0000	32,678						
Recreation	32,678,377			0.4000	13,071						
TOTAL PRE				27,669,516		8.0300	222,186				
TOTAL Non-PRE				3,976,661		26.0300	103,512				
TOTAL Commercial Personal				796,000		14.0300	11,167				
TOTAL Industrial Personal				236,200		8.0300	1,896				
TOTAL COMBINED				32,678,377							
Interm. School	Ottawa	Operating	208,152,870		5.5234		1,149,711				
State Education	Michigan	Operating	207,511,370		6.0000		1,245,068				

Totals for Taxable Status by School District	Summer	Winter	Total
Grand Haven School District [Non-PRE]	26.6272	13.8815	40.5087
Grand Haven School District [PRE]	17.6272	4.8815	22.5087
Grand Haven School District [Com. Personal]	20.6272	7.8815	28.5087
Grand Haven School District [Ind. Personal]	11.6272	4.8815	16.5087
Zeeland School District [Non-PRE]	29.1172	16.3715	45.4887
Zeeland School District [PRE]	20.1172	7.3715	27.4887
Zeeland School District [Com. Personal]	23.1172	10.3715	33.4887
Zeeland School District [Ind. Personal]	14.1172	7.3715	21.4887

Total: 5,335,519

NOTE: Industrial Personal Property is exempt from the 6 mills of State Education Tax, and up to 18 mills of Local School District Operating millage. Commercial Personal Property is exempt from up to 12 mills of Local School Operating millage.

Spring Lake Township and Village

2009 Ad Valorem Taxes

Taxing Entity	Name	Item of Tax	2009 Taxable Valuation	Amount of Tax Mills	Total Tax Mills	Estimate of Tax Dollars	Total Est. Tax Dollars	
County	Ottawa	Operating	701,004,660	3.6000	4.3565	2,523,616	3,053,925	
		E-911	701,004,660	0.4400		308,442		
		Parks	701,004,660	0.3165		221,867		
Township	Spring Lake	Operating	701,004,660	0.9500	1.8743	665,954	1,313,892	
		Museum	701,004,660	0.2271		159,198		
		Bike Path	701,004,660	0.4500		315,452		
		Aging Council	701,004,660	0.2472		173,288		
Library District	Spring Lake	Operating	701,004,660	1.7335	2.2135	1,215,191	1,551,870	
		* Debt	701,416,460	0.4800		336,679		
School District	Spring Lake	Operating	135,909,472	18.0000		2,446,370	5,650,566	
		Operating- Com. Pers.	4,192,922	6.0000		25,157		
		* Debt	535,913,674	5.9320		3,179,039		
		TOTAL PRE	374,443,680			5.9320		2,221,199
		TOTAL Non-PRE	135,909,472			23.9320		3,252,585
		TOTAL Commercial Personal	4,192,922			11.9320		50,029
		TOTAL Industrial Personal	20,955,800			5.9320		124,309
		TOTAL Renaissance Zone	411,800			5.9320		2,442
TOTAL COMBINED	535,913,674							
School District	Grand Haven	Operating	46,343,402	18.0000		834,181	1,219,387	
		Operating-Comm. Pers	860,900	6.0000		5,165		
		Debt	124,603,806	3.0500		380,041		
		TOTAL PRE	75,016,904			3.0500		228,801
		TOTAL Non-PRE	46,343,402			21.0500		975,529
		TOTAL Commercial Personal	860,900			9.0500		7,791
TOTAL Industrial Personal	2,382,600		3.0500	7,266				
TOTAL COMBINED	124,603,806							
School District	Fruitport	Operating	12,780,919	18.0000		230,056	353,842	
		Operating-Comm. Pers	181,800	6.0000		1,090		
		Debt	40,898,980	3.0000		122,696		
		TOTAL PRE	27,731,461			3.0000		83,194
		TOTAL Non-PRE	12,780,919			21.0000		268,398
		TOTAL Commercial Personal	181,800			9.0000		1,636
TOTAL Industrial Personal	204,800		3.0000	614				
TOTAL COMBINED	40,898,980							
Interm. School	Ottawa	Operating	660,105,680		5.5234		3,646,027	
Interm. School	Muskegon	Operating	40,898,980		3.7580		153,698	
State Education	Michigan	Operating	677,461,460		6.0000		4,064,768	
Village	Spring Lake	Operating	117,076,488	10.0039	11.6619	1,171,221	1,365,333	
		Debt	117,076,488	0.6682		78,230		
		Harbor Transit	117,076,488	0.9898		115,882		

Totals for Taxable Status by School District	Summer	Winter	Total
Spring Lake School District [Non-PRE]	39.0554	4.8443	43.8997
Spring Lake School District [PRE]	21.0554	4.8443	25.8997
Spring Lake School District [Com. Personal]	27.0554	4.8443	31.8997
Spring Lake School District [Ind. Personal]	15.0554	4.8443	19.8997
Spring Lake School District [Renaissance Zone]	5.9320	0.4800	6.4120
Spring Lake School District [Non-PRE] in Village	50.7173	4.8443	55.5616
Spring Lake School District [PRE] in Village	32.7173	4.8443	37.5616
Spring Lake School District [Com. Personal] in Village	38.7173	4.8443	43.5616
Spring Lake School District [Ind. Personal] in Village	26.7173	4.8443	31.5616
Grand Haven School District [Non-PRE]	25.6484	15.3693	41.0177
Grand Haven School District [PRE]	16.6484	6.3693	23.0177
Grand Haven School District [Com. Personal]	19.6484	9.3693	29.0177
Grand Haven School District [Ind. Personal]	10.6484	6.3693	17.0177
Fruitport School District [Non-PRE]	34.3580	4.8443	39.2023
Fruitport School District [PRE]	16.3580	4.8443	21.2023
Fruitport School District [Com. Personal]	22.3580	4.8443	27.2023
Fruitport School District [Ind. Personal]	10.3580	4.8443	15.2023

Township Total excluding Village Tax	21,007,975
Village Only Total:	1,365,333

NOTE:
Industrial Personal Property is exempt from the 6 mills State Education Tax and up to 18 mills of Local School District operating millage. Commercial Personal Property is exempt from up to 12 mills of Local School District operating millage.

* Includes Renaissance Zone. For an explanation of Renaissance Zones see Appendix A.

Tallmadge Charter Township

2009 Ad Valorem Taxes

Taxing Entity	Name	Item of Tax	2009 Taxable Valuation	Amount of Tax Mills	Total Tax Mills	Estimate of Tax Dollars	Total Est. Tax Dollars	
County	Ottawa	Operating	268,077,629	3.6000	4.3565	965,079	1,167,879	
		E-911	268,077,629	0.4400		117,954		
		Parks	268,077,629	0.3165		84,846		
Township	Tallmadge	Operating	268,077,629	0.9542	1.9029	255,799	510,123	
		Fire	268,077,629	0.2500		67,019		
		Police & Fire	268,077,629	0.6987		187,305		
School District	Coopersville	Operating	8,058,929	18.0000		145,060	959,420	
		Operating- Com. Pers.	267,402	6.0000		1,604		
		Debt	93,527,804	8.6900		812,756		
		TOTAL PRE	85,201,319			8.6900		740,399
		TOTAL Non-PRE	8,058,929			26.6900		215,092
		TOTAL Commercial Personal	267,402			14.6900		3,928
		TOTAL Industrial Personal	154			8.6900		1
TOTAL COMBINED	93,527,804							
School District	Grandville	Operating	34,212,990	18.0000		615,833	1,236,503	
		Operating-Comm. Pers	1,272,523	6.0000		7,635		
		Debt	115,667,146	3.9000		451,101		
		Bldg & Site	115,667,146	1.4000		161,934		
		TOTAL PRE	75,979,248			5.3000		402,690
		TOTAL Non-PRE	34,212,990			23.3000		797,162
		TOTAL Commercial Personal	1,272,523			11.3000		14,379
TOTAL Industrial Personal	4,202,385		5.3000	22,272				
TOTAL COMBINED	115,667,146							
School District	Kenowa Hills	Operating	9,904,020	18.0000		178,272	380,183	
		Operating-Comm. Pers	484,846	6.0000		2,909		
		* Debt	59,226,974	3.3600		199,002		
		TOTAL PRE	48,309,161			3.3600		162,320
		TOTAL Non-PRE	9,904,020			21.3600		211,549
		TOTAL Commercial Personal	484,846			9.3600		4,538
		TOTAL Industrial Personal	184,652			3.3600		620
TOTAL Renaissance Zone	344,295		3.3600	1,156				
TOTAL COMBINED	59,226,974							
Interm. School	Ottawa	Operating	93,527,804		5.5234		516,591	
Interm. School	Kent	Operating	174,549,825		4.6903		818,691	
Comm. College	Grand Rapids	Operating	174,549,825		1.7865		311,833	
State Education	Michigan	Operating	263,690,438		6.0000		1,582,142	

Totals for Taxable Status by School District	Summer	Winter	Total
Coopersville School District [Non-PRE]	9.6000	34.8728	44.4728
Coopersville School District [PRE]	9.6000	16.8728	26.4728
Coopersville School District [Com. Personal]	9.6000	22.8728	32.4728
Coopersville School District [Ind. Personal]	3.6000	16.8728	20.4728
Grandville School District [Non-PRE]	39.3768	2.6594	42.0362
Grandville School District [PRE]	21.3768	2.6594	24.0362
Grandville School District [Com. Personal]	27.3768	2.6594	30.0362
Grandville School District [Ind. Personal]	15.3768	2.6594	18.0362
Kenowa Hills School District [Non-PRE]	37.4368	2.6594	40.0962
Kenowa Hills School District [PRE]	19.4368	2.6594	22.0962
Kenowa Hills School District [Com. Personal]	25.4368	2.6594	28.0962
Kenowa Hills School District [Ind. Personal]	13.4368	2.6594	16.0962
Kenowa Hills School District [Ren. Zone]	3.3600	0.0000	3.3600

Total: 7,483,365

* Includes Renaissance Zone. For an explanation of Renaissance Zones see Appendix A.

NOTE: Industrial Personal Property is exempt from the 6 mills of State Education Tax, and up to 18 mills of Local School District Operating millage. Commercial Personal Property is exempt from up to 12 mills of Local School Operating millage.

Wright Township

2009 Ad Valorem Taxes

Taxing Entity	Name	Item of Tax	2009 Taxable Valuation	Amount of Tax Mills	Total Tax Mills	Estimate of Tax Dollars	Total Est. Tax Dollars	
County	Ottawa	Operating	107,095,788	3.6000	4.3565	385,544	466,561	
		E-911	107,095,788	0.4400				47,122
		Parks	107,095,788	0.3165				33,895
Township <i>Council on Aging millage amended by November 3, 2009 election</i>	Wright	Operating	107,095,788	1.0059	2.0559	107,727	220,176	
		Fire	107,095,788	0.8000				85,676
		Council on Aging	107,095,788	0.2500				26,773
Library District	Coopersville	Operating	107,095,788		0.5881		62,983	
School District	Coopersville	Operating	7,033,900	18.0000		126,610	776,523	
		Operating- Com. Pers.	404,300	6.0000		2,425		
		Debt	74,509,576	8.6900		647,488		
		TOTAL PRE	65,492,676		8.6900	569,132		
		TOTAL Non-PRE	7,033,900		26.6900	187,734		
		TOTAL Commercial Personal	404,300		14.6900	5,939		
		TOTAL Industrial Personal	1,578,700		8.6900	13,718		
TOTAL COMBINED	74,509,576							
School District	Kenowa Hills	Operating	10,261,151	18.0000		184,700	301,474	
		Operating-Comm. Pers	1,686,200	6.0000		10,117		
		* Debt	31,743,201	3.3600		106,657		
		TOTAL PRE	17,794,487		3.3600	59,791		
		TOTAL Non-PRE	10,261,151		21.3600	219,178		
		TOTAL Commercial Personal	1,686,200		9.3600	15,782		
		TOTAL Industrial Personal	561,600		3.3600	1,886		
TOTAL Renaissance Zone	1,439,763		3.3600	4,837				
TOTAL COMBINED	31,743,201							
School District	Sparta	Operating	475,575	18.0000		8,560	24,037	
		Operating-Comm. Pers	9,600	6.0000		57		
		Debt	2,282,774	5.9000		13,468		
		Bldg & Site	2,282,774	0.8552		1,952		
		TOTAL PRE	1,797,599		6.7552	12,143		
		TOTAL Non-PRE	475,575		24.7552	11,772		
TOTAL Commercial Personal	9,600		12.7552	122				
TOTAL Industrial Personal	0		6.7552	0				
TOTAL COMBINED	2,282,774							
Intern. School	Ottawa	Operating	74,509,576		5.5234		411,546	
Intern. School	Kent	Operating	32,586,212		4.6903		152,839	
Comm. College	Grand Rapids	Operating	32,586,212		1.7865		58,215	
State Education	Michigan	Operating	104,955,488		6.0000		629,732	

Totals for Taxable Status by School District	Summer	Winter	Total
Coopersville School District [Non-PRE]	9.6000	35.6139	45.2139
Coopersville School District [PRE]	9.6000	17.6139	27.2139
Coopersville School District [Com. Personal]	9.6000	23.6139	33.2139
Coopersville School District [Ind. Personal]	3.6000	17.6139	21.2139
Kenowa Hills School District [Non-PRE]	37.4368	3.4005	40.8373
Kenowa Hills School District [PRE]	19.4368	3.4005	22.8373
Kenowa Hills School District [Com. Personal]	25.4368	3.4005	28.8373
Kenowa Hills School District [Ind. Personal]	13.4368	3.4005	16.8373
Kenowa Hills School District [Ren. Zone]	3.3600	0.0000	3.3600
Sparta School District [Non-PRE]	28.4544	15.7781	44.2325
Sparta School District [PRE]	19.4544	6.7781	26.2325
Sparta School District [Com. Personal]	22.4544	9.7781	32.2325
Sparta School District [Ind. Personal]	13.4544	6.7781	20.2325

Total: 3,104,086

* Includes Renaissance Zone. For an explanation of Renaissance Zones see Appendix A.

NOTE: Industrial Personal Property is exempt from the 6 mills of State Education Tax, and up to 18 mills of Local School District Operating millage. Commercial Personal Property is exempt from up to 12 mills of Local School Operating millage.

Zeeland Charter Township

2009 Ad Valorem Taxes

Taxing Entity	Name	Item of Tax	2009 Taxable Valuation	Amount of Tax Mills	Total Tax Mills	Estimate of Tax Dollars	Total Est. Tax Dollars		
County	Ottawa	Operating	335,372,309	3.6000	4.3565	1,207,340	1,461,048		
		E-911	335,372,309	0.4400		147,563			
		Parks	335,372,309	0.3165		106,145			
Township	Zeeland	Operating	335,372,309	3.2500	7.9734	1,089,960	2,674,056		
		Roads	335,372,309	2.0000		670,744			
		Utilities	335,372,309	1.2234		410,294			
		Fire	335,372,309	1.5000		503,058			
School District	Zeeland	Operating	83,718,150	18.0000		1,506,926	4,130,589		
		Operating- Com. Pers.	6,309,800	6.0000		37,858			
		* Debt	322,185,171	6.6300		2,136,087			
		* Bldg&Site - All	322,185,171	1.0000		322,185			
		Recreation	318,834,507	0.4000		127,533			
		TOTAL PRE		223,019,057				8.0300	1,790,842
		TOTAL Non-PRE		83,718,150				26.0300	2,179,183
		TOTAL Commercial Personal		6,309,800				14.0300	88,526
		TOTAL Industrial Personal		5,787,500				8.0300	46,473
		TOTAL Renaissance Zone		3,350,664				7.6300	25,565
TOTAL COMBINED		322,185,171							
School District	Hudsonville	Operating	2,632,661	18.0000		47,387	181,240		
		Operating-Comm. Pers	258,800	6.0000		1,552			
		Debt	16,537,802	7.0000		115,764			
		Bldg & Site	16,537,802	1.0000		16,537			
		TOTAL PRE		13,566,241				8.0000	108,530
		TOTAL Non-PRE		2,632,661				26.0000	68,449
TOTAL Commercial Personal		258,800		14.0000	3,623				
TOTAL Industrial Personal		80,100		8.0000	640				
TOTAL COMBINED		16,537,802							
Interm. School	Ottawa	Operating	335,372,309		5.5234		1,852,395		
State Education	Michigan	Operating	329,504,709		6.0000		1,977,028		

Totals for Taxable Status by School District	Summer	Winter	Total
Zeeland School District [Non-PRE]	28.1384	21.7449	49.8833
Zeeland School District [PRE]	19.1384	12.7449	31.8833
Zeeland School District [Com. Personal]	22.1384	15.7449	37.8833
Zeeland School District [Ind. Personal]	13.1384	12.7449	25.8833
Zeeland School District [Ren. Zone]	3.8150	3.8150	7.6300
Hudsonville School District [Non-PRE]	28.1234	21.7299	49.8533
Hudsonville School District [PRE]	19.1234	12.7299	31.8533
Hudsonville School District [Com. Personal]	22.1234	15.7299	37.8533
Hudsonville School District [Ind. Personal]	13.1234	12.7299	25.8533

Total: 12,276,356

* Includes Renaissance Zone. For an explanation of Renaissance Zones see Appendix A.

NOTE: Industrial Personal Property is exempt from the 6 mills of State Education Tax, and up to 18 mills of Local School District Operating millage. Commercial Personal Property is exempt from up to 12 mills of Local School Operating millage.

Coopersville City

2009 Ad Valorem Taxes

Taxing Entity	Name	Item of Tax	2009 Taxable Valuation	Amount of Tax Mills	Total Tax Mills	Estimate of Tax Dollars	Total Est. Tax Dollars
County	Ottawa	Operating	111,959,614	3.6000	4.3565	403,054	488,019
		Operating 25% Ren Zone	246,971	0.9000		222	
		E-911	111,959,614	0.4400		49,262	
		E-911 25% Ren Zone	246,971	0.1100		27	
		Parks	111,959,614	0.3165		35,435	
		Parks 25% Ren Zone	246,971	0.079125		19	
City	Coopersville	Charter-Operating	111,959,614	13.0000	13.8589	1,455,474	1,552,985
		Charter-Operating 25% Ren Zone	246,971	3.2500		802	
		Aging Council	111,959,614	0.2500		27,989	
		Aging Council 25% Ren Zone	246,971	0.0625		15	
		* Charter-Debt	112,836,002	0.6089		68,705	
Library District	Coopersville	Operating	111,959,614		0.5881	65,843	65,879
		Operating 25% Ren Zone	246,971		0.147025	36	
School District	Coopersville	Operating	43,441,030	18.0000		781,938	1,781,070
		Operating 25% Ren Zone	220,771	4.5000		993	
		Operating- Com. Pers.	2,932,600	6.0000		17,595	
		* Debt	112,836,002	8.6900		980,544	
		TOTAL PRE	60,735,984		8.6900	527,797	
		TOTAL Non-PRE	43,441,030		26.6900	1,159,441	
		TOTAL Commercial Personal	2,932,600		14.6900	43,079	
		TOTAL Industrial Personal	4,850,000		8.6900	42,146	
		TOTAL Renaissance Zone exc 25%	629,417		8.6900	5,469	
		TOTAL 25% Ren Zone Real	220,771		13.1900	2,911	
		TOTAL 25% Ren Zon Ind Personal	26,200		8.6900	227	
TOTAL COMBINED	112,836,002						
Interm. School	Ottawa	Operating	111,959,614		5.5234	618,397	618,738
		Operating 25% Ren Zone	246,971		1.380850	341	
State Education	Michigan	Operating	107,109,614		6.0000	642,657	642,988
		Operating 25% Ren Zone	220,771		1.5000	331	

Totals for Taxable Status by School District	Summer	Winter	Total
Coopersville School District [Non-PRE]	23.4589	33.5580	57.0169
Coopersville School District [PRE]	23.4589	15.5580	39.0169
Coopersville School District [Com. Personal]	23.4589	21.5580	45.0169
Coopersville School District [Ind. Personal]	17.4589	15.5580	33.0169
Coopersville School District [Ren. Zone]	0.6089	8.6900	9.2989
Coopersville School District [25% Ren Zone-Real]	6.3214	14.907000	21.228400
Coopersville School District [25% Ren Zone-personal]	4.8214	10.407000	15.228400

Total: 5,149,679

* Includes Renaissance Zone. For an explanation of Renaissance Zones see Appendix A.

NOTE: Industrial Personal Property is exempt from the 6 mills of State Education Tax, and up to 18 mills of Local School District Operating millage. Commercial Personal Property is exempt from up to 12 mills of Local School Operating millage.

Ferrysburg City

2009 Ad Valorem Taxes

Taxing Entity	Name	Item of Tax	2009 Taxable Valuation	Amount of Tax Mills	Total Tax Mills	Estimate of Tax Dollars	Total Est. Tax Dollars	
County	Ottawa	Operating	162,236,002	3.6000	4.3565	584,049	706,779	
		E-911	162,236,002	0.4400		71,383		
		Parks	162,236,002	0.3165		51,347		
City	Ferrysburg	Charter-Operating	162,236,002	8.3576	9.2389	1,355,903	1,498,880	
		Museum	162,236,002	0.2359		38,271		
		Aging Council	162,236,002	0.2454		39,812		
		Water-Debt	162,236,002	0.4000		64,894		
Library District	Loutit	Operating	162,236,002	0.9788	1.0988	158,796	178,264	
		Debt	162,236,002	0.1200		19,468		
School District	Grand Haven	Operating	56,779,653	18.0000	3.0500	1,022,033	1,527,568	
		Operating- Com. Pers.	1,786,000	6.0000		10,716		
		Debt	162,236,002	3.0500		494,819		
		TOTAL PRE		102,262,049				311,899
		TOTAL Non-PRE		56,779,653				1,195,211
		TOTAL Commercial Personal		1,786,000				16,163
		TOTAL Industrial Personal		1,408,300				4,295
TOTAL COMBINED		162,236,002						
Interm. School	Ottawa	Operating	162,236,002		5.5234		896,094	
State Education	Michigan	Operating	160,827,702		6.0000		964,966	

Totals for Taxable Status by School District	Summer	Winter	Total
Grand Haven School District [Non-PRE]	35.8661	11.4015	47.2676
Grand Haven School District [PRE]	26.8661	2.4015	29.2676
Grand Haven School District [Com. Personal]	29.8661	5.4015	35.2676
Grand Haven School District [Ind. Personal]	20.8661	2.4015	23.2676

Total: 5,772,551

NOTE: Industrial Personal Property is exempt from the 6 mills of State Education Tax, and up to 18 mills of Local School District Operating millage. Commercial Personal Property is exempt from up to 12 mills of Local School Operating millage.

Grand Haven City

2009 Ad Valorem Taxes

Taxing Entity	Name	Item of Tax	2009 Taxable Valuation	Amount of Tax Mills	Total Tax Mills	Estimate of Tax Dollars	Total Est. Tax Dollars	
County	Ottawa	Operating	570,391,535	3.6000	4.3565	2,053,409	2,484,909	
		E-911	570,391,535	0.4400		250,972		
		Parks	570,391,535	0.3165		180,528		
City	Grand Haven	Charter-Operating	570,391,535	10.2914	13.1065	5,870,127	7,475,834	
		Transportation	570,391,535	0.5700		325,123		
		Museum	570,391,535	0.2454		139,974		
		Aging Council	570,391,535	0.2497		142,426		
		Community Center	570,391,535	0.7500		427,793		
		Debt	570,391,535	1.0000		570,391		
Library District	Loutit	Operating	570,391,535	0.9788	1.0988	558,299	626,745	
		Debt	570,391,535	0.1200		68,446		
Authority *	MSDDA	Operating	48,109,178		1.8448		88,751	
School District	Grand Haven	Operating	290,209,904	18.0000		5,223,778	7,053,298	
		Operating- Com. Pers.	14,971,000	6.0000		89,826		
		Debt	570,391,535	3.0500		1,739,694		
		TOTAL PRE		222,769,731		3.0500		679,447
		TOTAL Non-PRE		290,209,904		21.0500		6,108,920
		TOTAL Commercial Personal		14,971,000		9.0500		135,487
		TOTAL Industrial Personal		42,440,900		3.0500		129,444
		TOTAL COMBINED		570,391,535				
Interm. School	Ottawa	Operating	570,391,535		5.5234		3,150,500	
State Education	Michigan	Operating	527,950,635		6.0000		3,167,703	

* Totals for Taxable Status by School District	Summer	Winter	Total
Grand Haven School District [Non-PRE]	39.7337	11.4015	51.1352
Grand Haven School District [PRE]	30.7337	2.4015	33.1352
Grand Haven School District [Com. Personal]	33.7337	5.4015	39.1352
Grand Haven School District [Ind. Personal]	24.7337	2.4015	27.1352

Total: 24,047,740

* Millage totals listed above do not include the MSDDA amounts, that millage is only spread in a portion of the city.

NOTE: Industrial Personal Property is exempt from the 6 mills of State Education Tax, and up to 18 mills of Local School District Operating millage. Commercial Personal Property is exempt from up to 12 mills of Local School Operating millage.

Holland City

2009 Ad Valorem Taxes

Taxing Entity	Name	Item of Tax	2009 Taxable Valuation	Amount of Tax Mills	Total Tax Mills	Estimate of Tax Dollars	Total Est. Tax Dollars
County	Ottawa	Operating	747,839,220	3.6000	4.3565	2,692,221	3,257,961
		E-911	747,839,220	0.4400		329,049	
		Parks	747,839,220	0.3165		236,691	
City	Holland	Charter-Operating	747,839,220	12.5958	13.9500	9,419,633	10,432,355
		Library	747,839,220	1.2542		937,939	
		West Michigan Airport	747,839,220	0.1000		74,783	
Authority	Holl Swim Pool	Operating	747,672,714	0.8500	1.4300	635,521	1,069,171
		Debt	747,672,714	0.5800		433,650	
Authority	MAX Transport	Operating	747,839,220		0.3500		261,743
Authority *	Holland DDA	Operating	106,343,600		1.8333		194,959
School District	Holland	Operating	301,900,665	18.0000		5,434,211	8,247,236
		Operating- Com. Pers.	26,464,700	6.0000		158,788	
		Debt	747,672,714	2.8000		2,093,483	
		Bldg&Site - All	747,672,714	0.7500		560,754	
		TOTAL PRE	386,185,249		3.5500	1,370,957	
		TOTAL Non-PRE	301,900,665		21.5500	6,505,959	
		TOTAL Commercial Personal	26,464,700		9.5500	252,737	
	TOTAL Industrial Personal	33,122,100		3.5500	117,583		
	TOTAL COMBINED	747,672,714					
School District	Zeeland	Operating	166,506	18.0000		2,997	4,332
		Operating-Comm. Pers	0	6.0000		0	
		Debt	166,506	6.6300		1,103	
		Bldg & Site	166,506	1.0000		166	
		Recreation	166,506	0.4000		66	
		TOTAL PRE	0		8.0300	0	
		TOTAL Non-PRE	166,506		26.0300	4,332	
	TOTAL Commercial Personal	0		14.0300	0		
	TOTAL Industrial Personal	0		8.0300	0		
	TOTAL COMBINED	166,506					
Interm. School	Ottawa	Operating	747,839,220		5.5234		4,130,615
State Education	Michigan	Operating	714,717,120		6.0000		4,288,302

* Totals for Taxable Status by School District			Summer	Winter	Total
Holland School District [Non-PRE]			52.4034	0.7565	53.1599
Holland School District [PRE]			34.4034	0.7565	35.1599
Holland School District [Com. Personal]			40.4034	0.7565	41.1599
Holland School District [Ind. Personal]			28.4034	0.7565	29.1599
Zeeland School District [Non-PRE]			29.4234	26.7865	56.2099
Zeeland School District [PRE]			29.4234	8.7865	38.2099
Zeeland School District [Com. Personal]			29.4234	14.7865	44.2099
Zeeland School District [Ind. Personal]			23.4234	8.7865	32.2099

Total: 31,886,674

* Millage totals listed above do not include the DDA amounts, that millage is only spread in a portion of the city.

NOTE: Industrial Personal Property is exempt from the 6 mills of State Education Tax, and up to 18 mills of Local School District Operating millage. Commercial Personal Property is exempt from up to 12 mills of Local School Operating millage.

Hudsonville City

2009 Ad Valorem Taxes

Taxing Entity	Name	Item of Tax	2009 Taxable Valuation	Amount of Tax Mills	Total Tax Mills	Estimate of Tax Dollars	Total Est. Tax Dollars
County	Ottawa	Operating	229,444,194	3.6000	4.3565	825,999	999,573
		E-911	229,444,194	0.4400		100,955	
		Parks	229,444,194	0.3165		72,619	
City	Hudsonville	Charter-Operating	229,444,194	10.7303	11.2303	2,462,005	2,577,108
		* Library-Debt	230,207,300	0.5000		115,103	
Authority **	Hudsonville DDA	Operating	15,915,007		1.0000		15,915
School District	Hudsonville	Operating	86,297,292	18.0000		1,553,351	3,430,398
		Operating- Com. Pers.	5,898,200	6.0000		35,389	
		* Debt	230,207,300	7.0000		1,611,451	
		* Bldg&Site - All	230,207,300	1.0000		230,207	
		TOTAL PRE	129,733,502		8.0000	1,037,868	
		TOTAL Non-PRE	86,297,292		26.0000	2,243,731	
		TOTAL Commercial Personal	5,898,200		14.0000	82,574	
		TOTAL Industrial Personal	7,515,200		8.0000	60,121	
		TOTAL Renaissance Zone	763,106		8.0000	6,104	
		TOTAL COMBINED	230,207,300				
Interm. School	Ottawa	Operating	229,444,194		5.5234		1,267,312
State Education	Michigan	Operating	221,928,994		6.0000		1,331,573

** Totals for Taxable Status by School District		Summer	Winter	Total
Hudsonville School District	[Non-PRE]	39.3537	13.7565	53.1102
Hudsonville School District	[PRE]	30.3537	4.7565	35.1102
Hudsonville School District	[Com. Personal]	33.3537	7.7565	41.1102
Hudsonville School District	[Ind. Personal]	24.3537	4.7565	29.1102
Hudsonville School District	[Ren. Zone]	4.5000	4.0000	8.5000

Total: **9,621,879**

* Includes Renaissance Zone. For an explanation of Renaissance Zones see Appendix A.

** Millage totals listed above do not include the DDA amounts, that millage is only spread in a portion of the city.

NOTE: Industrial Personal Property is exempt from the 6 mills of State Education Tax, and up to 18 mills of Local School District Operating millage. Commercial Personal Property is exempt from up to 12 mills of Local School Operating millage.

Zeeland City

2009 Ad Valorem Taxes

Taxing Entity	Name	Item of Tax	2009 Taxable Valuation	Amount of Tax Mills	Total Tax Mills	Estimate of Tax Dollars	Total Est. Tax Dollars		
County	Ottawa	Operating	291,766,530	3.6000	4.3565	1,050,359	1,271,080		
		E-911	291,766,530	0.4400		128,377			
		Parks	291,766,530	0.3165		92,344			
City	Zeeland	Charter-Oper	291,766,530	10.7854	11.2354	3,146,818	3,278,112		
		Library Debt	291,766,530	0.3500		102,118			
		West Michigan Airport	291,766,530	0.1000		29,176			
School District	Zeeland	Operating	130,754,364	18.0000		2,353,578	4,729,786		
		Operating- Com. Pers.	5,554,000	6.0000		33,324			
		Debt	291,766,530	6.6300		1,934,412			
		Bldg&Site - All	291,766,530	1.0000		291,766			
		Recreation	291,766,530	0.4000		116,706			
		TOTAL PRE		101,694,366				8.0300	816,605
		TOTAL Non-PRE		130,754,364				26.0300	3,403,536
		TOTAL Commercial Personal		5,554,000				14.0300	77,922
		TOTAL Industrial Personal		53,763,800				8.0300	431,723
		TOTAL COMBINED		291,766,530					
Interm. School	Ottawa	Operating	291,766,530		5.5234		1,611,543		
State Education	Michigan	Operating	238,002,730		6.0000		1,428,016		

Totals for Taxable Status by School District	Summer	Winter	Total
Zeeland School District [Non-PRE]	52.3888	0.7565	53.1453
Zeeland School District [PRE]	34.3888	0.7565	35.1453
Zeeland School District [Com. Personal]	40.3888	0.7565	41.1453
Zeeland School District [Ind. Personal]	28.3888	0.7565	29.1453

Total: 12,318,537

NOTE: Industrial Personal Property is exempt from the 6 mills of State Education Tax, and up to 18 mills of Local School District Operating millage. Commercial Personal Property is exempt from up to 12 mills of Local School Operating millage.

Combined
2009 Ad Valorem
Certified
Tax Rates

2009 Certified Tax Rates in Ottawa County Per \$1000 Taxable Valuation

Government Unit School Code, School Name and Taxable Status	Total School	Total Intermed School	Total Education	Total State Education	Total Comm. College	Total District/ Authority	Total Gov't Unit	Total County	TOTAL ALL MILLS	Summer Levy	Winter Levy
Allendale Charter Township											
70040 Allendale School District [Non-PRE]	26.5900	5.5234	6.0000	6.0000			2.7422	4.3565	45.2121	41.7134	3.4987
70040 Allendale School District [PRE]	8.5900	5.5234	6.0000	6.0000			2.7422	4.3565	27.2121	23.7134	3.4987
70040 Allendale School District [Com. Personal]	14.5900	5.5234	6.0000	6.0000			2.7422	4.3565	33.2121	29.7134	3.4987
70040 Allendale School District [Ind. Personal]	8.5900	5.5234					2.7422	4.3565	21.2121	17.7134	3.4987
70040 Allendale School District [Ren. Zone]	8.5900								8.5900	8.5900	0.0000
70190 Hudsonville School District [Non-PRE]	26.0000	5.5234	6.0000	6.0000			2.7422	4.3565	44.6221	28.1234	16.4987
70190 Hudsonville School District [PRE]	8.0000	5.5234	6.0000	6.0000			2.7422	4.3565	26.6221	19.1234	7.4987
70190 Hudsonville School District [Com. Personal]	14.0000	5.5234	6.0000	6.0000			2.7422	4.3565	32.6221	22.1234	10.4987
70190 Hudsonville School District [Ind. Personal]	8.0000	5.5234					2.7422	4.3565	20.6221	13.1234	7.4987
Blendon Township											
70190 Hudsonville School District [Non-PRE]	26.0000	5.5234	6.0000	6.0000			2.4256	4.3565	44.3055	28.1234	16.1821
70190 Hudsonville School District [PRE]	8.0000	5.5234	6.0000	6.0000			2.4256	4.3565	26.3055	19.1234	7.1821
70190 Hudsonville School District [Com. Personal]	14.0000	5.5234	6.0000	6.0000			2.4256	4.3565	32.3055	22.1234	10.1821
70190 Hudsonville School District [Ind. Personal]	8.0000	5.5234					2.4256	4.3565	20.3055	13.1234	7.1821
70350 Zeeland School District [Non-PRE]	26.0300	5.5234	6.0000	6.0000	1.7865		2.4256	4.3565	44.3355	28.1384	16.1971
70350 Zeeland School District [PRE]	8.0300	5.5234	6.0000	6.0000	1.7865		2.4256	4.3565	26.3355	19.1384	7.1971
70350 Zeeland School District [Com. Personal]	14.0300	5.5234	6.0000	6.0000	1.7865		2.4256	4.3565	32.3355	22.1384	10.1971
70350 Zeeland School District [Ind. Personal]	8.0300	5.5234			1.7865		2.4256	4.3565	20.3355	13.1384	7.1971
Chester Township											
70120 Coopersville School District [Non-PRE]	26.6900	5.5234	6.0000	6.0000		Coopersville	4.0583	4.3565	47.2163	9.6000	37.6163
70120 Coopersville School District [PRE]	8.6900	5.5234	6.0000	6.0000		Library	4.0583	4.3565	29.2163	9.6000	19.6163
70120 Coopersville School District [Com. Personal]	14.6900	5.5234	6.0000	6.0000			4.0583	4.3565	35.2163	9.6000	25.6163
70120 Coopersville School District [Ind. Personal]	8.6900	5.5234					4.0583	4.3565	23.2163	3.6000	19.6163
41240 Sparta School District [Non-PRE]	24.7552	4.6903	6.0000	6.0000	1.7865		4.0583	4.3565	46.2349	28.4544	17.7805
41240 Sparta School District [PRE]	6.7552	4.6903	6.0000	6.0000	1.7865		4.0583	4.3565	28.2349	19.4544	8.7805
41240 Sparta School District [Com. Personal]	12.7552	4.6903	6.0000	6.0000	1.7865		4.0583	4.3565	34.2349	22.4544	11.7805
41240 Sparta School District [Ind. Personal]	6.7552	4.6903			1.7865		4.0583	4.3565	22.2349	13.4544	8.7805
41150 Kent City School District [Non-PRE]	27.2500	4.6903	6.0000	6.0000	1.7865		4.0583	4.3565	48.7297	29.7018	19.0279
41150 Kent City School District [PRE]	9.2500	4.6903	6.0000	6.0000	1.7865		4.0583	4.3565	30.7297	20.7018	10.0279
41150 Kent City School District [Com. Personal]	15.2500	4.6903	6.0000	6.0000	1.7865		4.0583	4.3565	36.7297	23.7018	13.0279
41150 Kent City School District [Ind. Personal]	9.2500	4.6903			1.7865		4.0583	4.3565	24.7297	14.7018	10.0279
61210 Ravenna School District [Ind. Personal]	25.0000	3.7580	6.0000	6.0000			4.0583	4.3565	43.7609	9.6000	34.1609
61210 Ravenna School District [Non-PRE]	7.0000	3.7580	6.0000	6.0000			4.0583	4.3565	25.7609	9.6000	16.1609
61210 Ravenna School District [PRE]	13.0000	3.7580	6.0000	6.0000			4.0583	4.3565	31.7609	9.6000	22.1609
61210 Ravenna School District [Com. Personal]	7.0000	3.7580					4.0583	4.3565	19.7609	3.6000	16.1609

2009 Certified Tax Rates in Ottawa County Per \$1000 Taxable Valuation

Government Unit School Code, School Name and Taxable Status	Total School	Total Intermed School	Total State Education	Total Comm. College	Total District/ Authority	Total Gov't Unit	Total County	TOTAL ALL MILLS	Summer Levy	Winter Levy
Crockery Township										
70300 Spring Lake School District [Non-PRE]	23.9320	5.5234	6.0000			2.6097	4.3565	42.4216	39.0554	3.3662
70300 Spring Lake School District [PRE]	5.9320	5.5234	6.0000			2.6097	4.3565	24.4216	21.0554	3.3662
70300 Spring Lake School District [Com. Personal]	11.9320	5.5234	6.0000			2.6097	4.3565	30.4216	27.0554	3.3662
70300 Spring Lake School District [Ind. Personal]	5.9320	5.5234				2.6097	4.3565	18.4216	15.0554	3.3662
70120 Coopersville School District [Non-PRE]	26.6900	5.5234	6.0000			2.6097	4.3565	45.1796	9.6000	35.5796
70120 Coopersville School District [PRE]	8.6900	5.5234	6.0000			2.6097	4.3565	27.1796	9.6000	17.5796
70120 Coopersville School District [Com. Personal]	14.6900	5.5234	6.0000			2.6097	4.3565	33.1796	9.6000	23.5796
70120 Coopersville School District [Ind. Personal]	8.6900	5.5234				2.6097	4.3565	21.1796	3.6000	17.5796
61080 Fruitport School District [Non-PRE]	21.0000	3.7580	6.0000			2.6097	4.3565	37.7242	34.3580	3.3662
61080 Fruitport School District [PRE]	3.0000	3.7580	6.0000			2.6097	4.3565	19.7242	16.3580	3.3662
61080 Fruitport School District [Com. Personal]	9.0000	3.7580	6.0000			2.6097	4.3565	25.7242	22.3580	3.3662
61080 Fruitport School District [Ind. Personal]	3.0000	3.7580				2.6097	4.3565	13.7242	10.3580	3.3662
Georgetown Charter Township										
70175 Jenison School District [Non-PRE]	25.2000	5.5234	6.0000			2.2500	4.3565	43.3299	40.3234	3.0065
70175 Jenison School District [PRE]	7.2000	5.5234	6.0000			2.2500	4.3565	25.3299	22.3234	3.0065
70175 Jenison School District [Com. Personal]	13.2000	5.5234	6.0000			2.2500	4.3565	31.3299	28.3234	3.0065
70175 Jenison School District [Ind. Personal]	7.2000	5.5234				2.2500	4.3565	19.3299	16.3234	3.0065
70190 Hudsonville School District [Non-PRE]	26.0000	5.5234	6.0000			2.2500	4.3565	44.1299	28.1234	16.0065
70190 Hudsonville School District [PRE]	8.0000	5.5234	6.0000			2.2500	4.3565	26.1299	19.1234	7.0065
70190 Hudsonville School District [Com. Personal]	14.0000	5.5234	6.0000			2.2500	4.3565	32.1299	22.1234	10.0065
70190 Hudsonville School District [Ind. Personal]	8.0000	5.5234				2.2500	4.3565	20.1299	13.1234	7.0065
41130 Grandville School District [Non-PRE]	23.3000	4.6903	6.0000	1.7865		2.2500	4.3565	42.3833	39.3768	3.0065
41130 Grandville School District [PRE]	5.3000	4.6903	6.0000	1.7865		2.2500	4.3565	24.3833	21.3768	3.0065
41130 Grandville School District [Com. Personal]	11.3000	4.6903	6.0000	1.7865		2.2500	4.3565	30.3833	27.3768	3.0065
41130 Grandville School District [Ind. Personal]	5.3000	4.6903		1.7865		2.2500	4.3565	18.3833	15.3768	3.0065
Grand Haven Charter Township										
70010 Grand Haven School District [Non-PRE]	21.0500	5.5234	6.0000		Louitt Library	3.1867	4.3565	41.2154	25.6484	15.5670
70010 Grand Haven School District [PRE]	3.0500	5.5234	6.0000			3.1867	4.3565	23.2154	16.6484	6.5670
70010 Grand Haven School District [Com. Personal]	9.0500	5.5234	6.0000			3.1867	4.3565	29.2154	19.6484	9.5670
70010 Grand Haven School District [Ind. Personal]	3.0500	5.5234				3.1867	4.3565	17.2154	10.6484	6.5670
70010 Grand Haven School District [Ren. Zone]	3.0500					0.2762		3.4462	1.5250	1.9212
Holland Charter Township										
70020 Holland School District [Non-PRE]	21.5500	5.5234	6.0000		Max Trans & Holland Pool	6.1000	4.3565	45.3099	26.9634	18.3465
70020 Holland School District [PRE]	3.5500	5.5234	6.0000			6.1000	4.3565	27.3099	17.9634	9.3465
70020 Holland School District [Com. Personal]	9.5500	5.5234	6.0000			6.1000	4.3565	33.3099	20.9634	12.3465
70020 Holland School District [Ind. Personal]	3.5500	5.5234				6.1000	4.3565	21.3099	11.9634	9.3465
70070 West Ottawa School District [Non-PRE]	24.5107	5.5234	6.0000		Max Trans	6.1000	4.3565	46.8406	39.9841	6.8565
70070 West Ottawa School District [PRE]	6.5107	5.5234	6.0000			6.1000	4.3565	28.8406	21.9841	6.8565
70070 West Ottawa School District [Com. Personal]	12.5107	5.5234	6.0000			6.1000	4.3565	34.8406	27.9841	6.8565
70070 West Ottawa School District [Ind. Personal]	6.5107	5.5234				6.1000	4.3565	22.8406	15.9841	6.8565

2009 Certified Tax Rates in Ottawa County Per \$1000 Taxable Valuation

Government Unit School Code, School Name and Taxable Status	Total School	Total Intermed School	Total State Education	Total Comm. College	Total District/ Authority	Total Gov't Unit	Total County	TOTAL ALL MILLS	Summer Levy	Winter Levy
Holland Charter Township (continued)										
70350 Zeeland School District [Non-PRE]	26.0300	5.5234	6.0000		Max Trans	6.1000	4.3565	48.3599	28.4884	19.8715
70350 Zeeland School District [PRE]	8.0300	5.5234	6.0000		0.3500	6.1000	4.3565	30.3599	19.4884	10.8715
70350 Zeeland School District [Com. Personal]	14.0300	5.5234	6.0000		0.3500	6.1000	4.3565	36.3599	22.4884	13.8715
70350 Zeeland School District [Ind. Personal]	8.0300	5.5234			0.3500	6.1000	4.3565	24.3599	13.4884	10.8715
Jamestown Charter Township										
70190 Hudsonville School District [Non-PRE]	26.0000	5.5234	6.0000			4.3291	4.3565	46.2090	28.1234	18.0856
70190 Hudsonville School District [PRE]	8.0000	5.5234	6.0000			4.3291	4.3565	28.2090	19.1234	9.0856
70190 Hudsonville School District [Com. Personal]	14.0000	5.5234	6.0000			4.3291	4.3565	34.2090	22.1234	12.0856
70190 Hudsonville School District [Ind. Personal]	8.0000	5.5234				4.3291	4.3565	22.2090	13.1234	9.0856
41130 Grandville School District [Non-PRE]	23.3000	4.6903	6.0000	1.7865		4.3291	4.3565	44.4624	39.3768	5.0856
41130 Grandville School District [PRE]	5.3000	4.6903	6.0000	1.7865		4.3291	4.3565	26.4624	21.3768	5.0856
41130 Grandville School District [Com. Personal]	11.3000	4.6903	6.0000	1.7865		4.3291	4.3565	32.4624	27.3768	5.0856
41130 Grandville School District [Ind. Personal]	5.3000	4.6903		1.7865		4.3291	4.3565	20.4624	15.3768	5.0856
Olive Township										
70070 West Ottawa School District [Non-PRE]	24.5107	5.5234	6.0000			4.9784	4.3565	45.3690	39.6341	5.7349
70070 West Ottawa School District [PRE]	6.5107	5.5234	6.0000			4.9784	4.3565	27.3690	21.6341	5.7349
70070 West Ottawa School District [Com. Personal]	12.5107	5.5234	6.0000			4.9784	4.3565	33.3690	27.6341	5.7349
70070 West Ottawa School District [Ind. Personal]	6.5107	5.5234				4.9784	4.3565	21.3690	15.6341	5.7349
70350 Zeeland School District [Non-PRE]	26.0300	5.5234	6.0000			4.9784	4.3565	46.8883	28.1384	18.7499
70350 Zeeland School District [PRE]	8.0300	5.5234	6.0000			4.9784	4.3565	28.8883	19.1384	9.7499
70350 Zeeland School District [Com. Personal]	14.0300	5.5234	6.0000			4.9784	4.3565	34.8883	22.1384	12.7499
70350 Zeeland School District [Ind. Personal]	8.0300	5.5234				4.9784	4.3565	22.8883	13.1384	9.7499
Park Township										
70070 West Ottawa School District [Non-PRE]	24.5107	5.5234	6.0000			4.0032	4.3565	44.3938	39.6341	4.7597
70070 West Ottawa School District [PRE]	6.5107	5.5234	6.0000			4.0032	4.3565	26.3938	21.6341	4.7597
70070 West Ottawa School District [Com. Personal]	12.5107	5.5234	6.0000			4.0032	4.3565	32.3938	27.6341	4.7597
70070 West Ottawa School District [Ind. Personal]	6.5107	5.5234				4.0032	4.3565	20.3938	15.6341	4.7597
70020 Holland School District [Non-PRE]	21.5500	5.5234	6.0000		Holland Pool	4.0032	4.3565	42.8631	26.6134	16.2497
70020 Holland School District [PRE]	3.5500	5.5234	6.0000		1.4300	4.0032	4.3565	24.8631	17.6134	7.2497
70020 Holland School District [Com. Personal]	9.5500	5.5234	6.0000		1.4300	4.0032	4.3565	30.8631	20.6134	10.2497
70020 Holland School District [Ind. Personal]	3.5500	5.5234			1.4300	4.0032	4.3565	18.8631	11.6134	7.2497
Polkton Charter Township										
70120 Coopersville School District [Non-PRE]	26.6900	5.5234	6.0000		Coopersville Library	4.2041	4.3565	47.3621	9.6000	37.7621
70120 Coopersville School District [PRE]	8.6900	5.5234	6.0000		0.5881	4.2041	4.3565	29.3621	9.6000	19.7621
70120 Coopersville School District [Com. Personal]	14.6900	5.5234	6.0000		0.5881	4.2041	4.3565	35.3621	9.6000	25.7621
70120 Coopersville School District [Ind. Personal]	8.6900	5.5234			0.5881	4.2041	4.3565	23.3621	3.6000	19.7621

2009 Certified Tax Rates in Ottawa County Per \$1000 Taxable Valuation

Government Unit School Code, School Name and Taxable Status	Total School	Total Intermed School	Total State Education	Total Comm. College	Total District/ Authority	Total Gov't Unit	Total County	TOTAL ALL MILLS	Summer Levy	Winter Levy
Port Sheldon Township										
70010 Grand Haven School District [Non-PRE]	21.0500	5.5234	6.0000		Louitt Library	1.3477	4.3565	39.3764	26.6272	12.7492
70010 Grand Haven School District [PRE]	3.0500	5.5234	6.0000			1.3477	4.3565	21.3764	17.6272	3.7492
70010 Grand Haven School District [Com. Personal]	9.0500	5.5234	6.0000			1.3477	4.3565	27.3764	20.6272	6.7492
70010 Grand Haven School District [Ind. Personal]	3.0500	5.5234	6.0000			1.3477	4.3565	15.3764	11.6272	3.7492
70070 West Ottawa School District [Non-PRE]	24.5107	5.5234	6.0000			1.3477	4.3565	41.7383	39.6341	2.1042
70070 West Ottawa School District [PRE]	6.5107	5.5234	6.0000			1.3477	4.3565	23.7383	21.6341	2.1042
70070 West Ottawa School District [Com. Personal]	12.5107	5.5234	6.0000			1.3477	4.3565	29.7383	27.6341	2.1042
70070 West Ottawa School District [Ind. Personal]	6.5107	5.5234	6.0000			1.3477	4.3565	17.7383	15.6341	2.1042
Robinson Township										
70010 Grand Haven School District [Non-PRE]	21.0500	5.5234	6.0000		Louitt Library	2.4800	4.3565	40.5087	26.6272	13.8815
70010 Grand Haven School District [PRE]	3.0500	5.5234	6.0000			2.4800	4.3565	22.5087	17.6272	4.8815
70010 Grand Haven School District [Com. Personal]	9.0500	5.5234	6.0000			2.4800	4.3565	28.5087	20.6272	7.8815
70010 Grand Haven School District [Ind. Personal]	3.0500	5.5234	6.0000			2.4800	4.3565	16.5087	11.6272	4.8815
70350 Zeeland School District [Non-PRE]	26.0300	5.5234	6.0000			2.4800	4.3565	45.4887	29.1172	16.3715
70350 Zeeland School District [PRE]	8.0300	5.5234	6.0000			2.4800	4.3565	27.4887	20.1172	7.3715
70350 Zeeland School District [Com. Personal]	14.0300	5.5234	6.0000			2.4800	4.3565	33.4887	23.1172	10.3715
70350 Zeeland School District [Ind. Personal]	8.0300	5.5234	6.0000			2.4800	4.3565	21.4887	14.1172	7.3715
Spring Lake Township & Village										
70300 Spring Lake School District [Non-PRE]	23.9320	5.5234	6.0000		Spring Lake Library	1.8743	4.3565	43.8997	39.0554	4.8443
70300 Spring Lake School District [PRE]	5.9320	5.5234	6.0000			1.8743	4.3565	25.8997	21.0554	4.8443
70300 Spring Lake School District [Com. Personal]	11.9320	5.5234	6.0000			1.8743	4.3565	31.8997	27.0554	4.8443
70300 Spring Lake School District [Ind. Personal]	5.9320	5.5234	6.0000			1.8743	4.3565	19.8997	15.0554	4.8443
70300 Spring Lake School District [Ren Zone]	5.9320	5.5234	6.0000			0.4800	4.3565	6.4120	5.9320	0.4800
70300 Spring Lake School [Non-PRE] in Village	23.9320	5.5234	6.0000			13.5362	4.3565	55.5616	50.7173	4.8443
70300 Spring Lake School [PRE] in Village	5.9320	5.5234	6.0000			13.5362	4.3565	37.5616	32.7173	4.8443
70300 Spring Lake School [Com. Personal] in Village	11.9320	5.5234	6.0000			13.5362	4.3565	43.5616	38.7173	4.8443
70300 Spring Lake School [Ind. Personal] in Village	5.9320	5.5234	6.0000			13.5362	4.3565	31.5616	26.7173	4.8443
70010 Grand Haven School District [Non-PRE]	21.0500	5.5234	6.0000			1.8743	4.3565	41.0177	25.6484	15.3693
70010 Grand Haven School District [PRE]	3.0500	5.5234	6.0000			1.8743	4.3565	23.0177	16.6484	6.3693
70010 Grand Haven School District [Com. Personal]	9.0500	5.5234	6.0000			1.8743	4.3565	29.0177	19.6484	9.3693
70010 Grand Haven School District [Ind. Personal]	3.0500	5.5234	6.0000			1.8743	4.3565	17.0177	10.6484	6.3693
61080 Fruitport School District [Non-PRE]	21.0000	3.7580	6.0000			1.8743	4.3565	39.2023	34.3580	4.8443
61080 Fruitport School District [PRE]	3.0000	3.7580	6.0000			1.8743	4.3565	21.2023	16.3580	4.8443
61080 Fruitport School District [Com. Personal]	9.0000	3.7580	6.0000			1.8743	4.3565	27.2023	22.3580	4.8443
61080 Fruitport School District [Ind. Personal]	3.0000	3.7580	6.0000			1.8743	4.3565	15.2023	10.3580	4.8443

2009 Certified Tax Rates in Ottawa County Per \$1000 Taxable Valuation

Government Unit School Code, School Name and Taxable Status	Total School	Total Intermed School	Total State Education	Total Comm. College	Total District/ Authority	Total Gov't Unit	Total County	TOTAL ALL MILLS	Summer Levy	Winter Levy
Tallmadge Charter Township										
70120 Coopersville School District [Non-PRE]	26.6900	5.5234	6.0000			1.9029	4.3565	44.4728	9.6000	34.8728
70120 Coopersville School District [PRE]	8.6900	5.5234	6.0000			1.9029	4.3565	26.4728	9.6000	16.8728
70120 Coopersville School District [Com. Personal]	14.6900	5.5234	6.0000			1.9029	4.3565	32.4728	9.6000	22.8728
70120 Coopersville School District [Ind. Personal]	8.6900	5.5234	6.0000	1.7865		1.9029	4.3565	20.4728	3.6000	16.8728
41130 Grandville School District [Non-PRE]	23.3000	4.6903	6.0000	1.7865		1.9029	4.3565	42.0362	39.3768	2.6594
41130 Grandville School District [PRE]	5.3000	4.6903	6.0000	1.7865		1.9029	4.3565	24.0362	21.3768	2.6594
41130 Grandville School District [Com. Personal]	11.3000	4.6903	6.0000	1.7865		1.9029	4.3565	30.0362	27.3768	2.6594
41130 Grandville School District [Ind. Personal]	5.3000	4.6903	6.0000	1.7865		1.9029	4.3565	18.0362	15.3768	2.6594
41145 Kenowa Hills School District [Non-PRE]	21.3600	4.6903	6.0000	1.7865		1.9029	4.3565	40.0962	37.4368	2.6594
41145 Kenowa Hills School District [PRE]	3.3600	4.6903	6.0000	1.7865		1.9029	4.3565	22.0962	19.4368	2.6594
41145 Kenowa Hills School District [Com. Personal]	9.3600	4.6903	6.0000	1.7865		1.9029	4.3565	28.0962	25.4368	2.6594
41145 Kenowa Hills School District [Ind. Personal]	3.3600	4.6903	6.0000	1.7865		1.9029	4.3565	16.0962	13.4368	2.6594
41145 Kenowa Hills School District [Ren. Zone]	3.3600							3.3600	3.3600	0.0000
Wright Township										
70120 Coopersville School District [Non-PRE]	26.6900	5.5234	6.0000		Coopersville Library	amended 2.0559	4.3565	amended 45.2139	9.6000	35.6139
70120 Coopersville School District [PRE]	8.6900	5.5234	6.0000			2.0559	4.3565	27.2139	9.6000	17.6139
70120 Coopersville School District [Com. Personal]	14.6900	5.5234	6.0000			2.0559	4.3565	33.2139	9.6000	23.6139
70120 Coopersville School District [Ind. Personal]	8.6900	5.5234	6.0000	1.7865		2.0559	4.3565	21.2139	3.6000	17.6139
41145 Kenowa Hills School District [Non-PRE]	21.3600	4.6903	6.0000	1.7865		2.0559	4.3565	40.8373	37.4368	3.4005
41145 Kenowa Hills School District [PRE]	3.3600	4.6903	6.0000	1.7865		2.0559	4.3565	22.8373	19.4368	3.4005
41145 Kenowa Hills School District [Com. Personal]	9.3600	4.6903	6.0000	1.7865		2.0559	4.3565	28.8373	25.4368	3.4005
41145 Kenowa Hills School District [Ind. Personal]	3.3600	4.6903	6.0000	1.7865		2.0559	4.3565	16.8373	13.4368	3.4005
41145 Kenowa Hills School District [Ren. Zone]	3.3600							3.3600	3.3600	0.0000
41240 Sparta School District [Non-PRE]	24.7552	4.6903	6.0000	1.7865		2.0559	4.3565	44.2325	28.4544	15.7781
41240 Sparta School District [PRE]	6.7552	4.6903	6.0000	1.7865		2.0559	4.3565	26.2325	19.4544	6.7781
41240 Sparta School District [Com. Personal]	12.7552	4.6903	6.0000	1.7865		2.0559	4.3565	32.2325	22.4544	9.7781
41240 Sparta School District [Ind. Personal]	6.7552	4.6903	6.0000	1.7865		2.0559	4.3565	20.2325	13.4544	6.7781
Zeeland Charter Township										
70350 Zeeland School District [Non-PRE]	26.0300	5.5234	6.0000			7.9734	4.3565	49.8833	28.1384	21.7449
70350 Zeeland School District [PRE]	8.0300	5.5234	6.0000			7.9734	4.3565	31.8833	19.1384	12.7449
70350 Zeeland School District [Com. Personal]	14.0300	5.5234	6.0000			7.9734	4.3565	37.8833	22.1384	15.7449
70350 Zeeland School District [Ind. Personal]	8.0300	5.5234	6.0000	1.7865		7.9734	4.3565	25.8833	13.1384	12.7449
70350 Zeeland School District [Ren Zone]	7.6300							7.6300	3.8150	3.8150
70190 Hudsonville School District [Non-PRE]	26.0000	5.5234	6.0000			7.9734	4.3565	49.8533	28.1234	21.7299
70190 Hudsonville School District [PRE]	8.0000	5.5234	6.0000			7.9734	4.3565	31.8533	19.1234	12.7299
70190 Hudsonville School District [Com. Personal]	14.0000	5.5234	6.0000			7.9734	4.3565	37.8533	22.1234	15.7299
70190 Hudsonville School District [Ind. Personal]	8.0000	5.5234	6.0000	1.7865		7.9734	4.3565	25.8533	13.1234	12.7299

2009 Certified Tax Rates in Ottawa County Per \$1000 Taxable Valuation

Government Unit School Code, School Name and Taxable Status	Total School	Total Intermed School	Total State Education	Total Comm. College	Total District/ Authority	Total Gov't Unit	Total County	TOTAL ALL MILLS	Summer Levy	Winter Levy
Coopersville City										
70120 Coopersville School District [Non-PRE]	26.6900	5.5234	6.0000		Coopersville	13.8589	4.3565	57.0169	23.4589	33.5580
70120 Coopersville School District [PRE]	8.6900	5.5234	6.0000		Library	13.8589	4.3565	39.0169	23.4589	15.5580
70120 Coopersville School District [Com. Personal]	14.6900	5.5234	6.0000			13.8589	4.3565	45.0169	23.4589	21.5580
70120 Coopersville School District [Ind. Personal]	8.6900	5.5234				13.8589	4.3565	33.0169	17.4589	15.5580
70120 Coopersville School District [Ren Zone]	8.6900					0.6089		9.2989	0.6089	8.6900
70120 Coopersville [Ren Zone Real-Pay 25%]	13.1900	1.380850	1.5000		0.147025	3.9214	1.089125	21.228400	6.3214	14.907000
70120 Coopersville [Ren Zone Personal-Pay 25%]	8.6900	1.380850			0.147025	3.9214	1.089125	15.228400	4.8214	10.407000
Ferrysburg City										
70010 Grand Haven School District [Non-PRE]	21.0500	5.5234	6.0000		Loutit Library	9.2389	4.3565	47.2676	35.8661	11.4015
70010 Grand Haven School District [PRE]	3.0500	5.5234	6.0000			9.2389	4.3565	29.2676	26.8661	2.4015
70010 Grand Haven School District [Com. Personal]	9.0500	5.5234	6.0000			9.2389	4.3565	35.2676	29.8661	5.4015
70010 Grand Haven School District [Ind. Personal]	3.0500	5.5234				9.2389	4.3565	23.2676	20.8661	2.4015
Grand Haven City										
70010 Grand Haven School District [Non-PRE]	21.0500	5.5234	6.0000		Loutit Library	13.1065	4.3565	51.1352	39.7337	11.4015
70010 Grand Haven School District [PRE]	3.0500	5.5234	6.0000			13.1065	4.3565	33.1352	30.7337	2.4015
70010 Grand Haven School District [Com. Personal]	9.0500	5.5234	6.0000			13.1065	4.3565	39.1352	33.7337	5.4015
70010 Grand Haven School District [Ind. Personal]	3.0500	5.5234				13.1065	4.3565	27.1352	24.7337	2.4015
Holland City										
70020 Holland School District [Non-PRE]	21.5500	5.5234	6.0000		Max Trans & Holland Pool	13.9500	4.3565	53.1599	52.4034	0.7565
70020 Holland School District [PRE]	3.5500	5.5234	6.0000			13.9500	4.3565	35.1599	34.4034	0.7565
70020 Holland School District [Com. Personal]	9.5500	5.5234	6.0000			13.9500	4.3565	41.1599	40.4034	0.7565
70020 Holland School District [Ind. Personal]	3.5500	5.5234				13.9500	4.3565	29.1599	28.4034	0.7565
70350 Zeeland School District [Non-PRE]	26.0300	5.5234	6.0000		Max Transport	13.9500	4.3565	56.2099	29.4234	26.7865
70350 Zeeland School District [PRE]	8.0300	5.5234	6.0000			13.9500	4.3565	38.2099	29.4234	8.7865
70350 Zeeland School District [Com. Personal]	14.0300	5.5234	6.0000			13.9500	4.3565	44.2099	29.4234	14.7865
70350 Zeeland School District [Ind. Personal]	8.0300	5.5234				13.9500	4.3565	32.2099	23.4234	8.7865
Hudsonville City										
70190 Hudsonville School District [Non-PRE]	26.0000	5.5234	6.0000			11.2303	4.3565	53.1102	39.3537	13.7565
70190 Hudsonville School District [PRE]	8.0000	5.5234	6.0000			11.2303	4.3565	35.1102	30.3537	4.7565
70190 Hudsonville School District [Com. Personal]	14.0000	5.5234	6.0000			11.2303	4.3565	41.1102	33.3537	7.7565
70190 Hudsonville School District [Ind. Personal]	8.0000	5.5234				11.2303	4.3565	29.1102	24.3537	4.7565
70190 Hudsonville School District [Ren Zone]	8.0000					0.5000		8.5000	4.5000	4.0000
Zeeland City										
70350 Zeeland School District [Non-PRE]	26.0300	5.5234	6.0000			11.2354	4.3565	53.1453	52.3888	0.7565
70350 Zeeland School District [PRE]	8.0300	5.5234	6.0000			11.2354	4.3565	35.1453	34.3888	0.7565
70350 Zeeland School District [Com. Personal]	14.0300	5.5234	6.0000			11.2354	4.3565	41.1453	40.3888	0.7565
70350 Zeeland School District [Ind. Personal]	8.0300	5.5234				11.2354	4.3565	29.1453	28.3888	0.7565

Combined

2009 Ad Valorem Taxes

in

Tax Dollars

- **Schools**
- **State Education, Intermediate Schools, Community College**
- **Libraries**
- **Authorities**

2009 Estimate of School Tax Dollars

GOVERNMENT UNITS IN SCHOOL DISTRICTS

SCHOOL DISTRICT	GOVERNMENT UNIT	TOTAL TAXABLE including Ren Zone	TOTAL OPERATING	TOTAL DEBT	TOTAL B & S	TOTAL RECREATION	GRAND TOTAL
Ottawa Area Intermediate School District							
Allendale 70-040	Allendale Charter Twp.	394,208,193	2,670,101	3,386,248			6,056,349
Coopersville 70-120	Chester Twp.	20,741,497	41,178	180,243			221,421
	Crockery Twp.	202,999	16	1,764			1,780
	Polkton Charter Twp.	96,915,178	228,648	842,192			1,070,840
	Tallmadge Charter Twp.	93,527,804	146,664	812,756			959,420
	Wright Twp.	74,509,576	129,035	647,488			776,523
	Coopersville City	112,836,002	800,526	980,544			1,781,070
	TOTAL	398,733,056	1,346,067	3,464,987			4,811,054
Grand Haven 70-010	Grand Haven Charter Twp.	706,390,099	3,293,293	2,154,489			5,447,782
	Port Sheldon Twp.	446,286,855	6,993,663	1,361,174			8,354,837
	Robinson Twp.	175,474,493	415,029	535,197			950,226
	Spring Lake Twp.	124,603,806	839,346	380,041			1,219,387
	Ferrysburg City	162,236,002	1,032,749	494,819			1,527,568
	Grand Haven City	570,391,535	5,313,604	1,739,694			7,053,298
	TOTAL	2,185,382,790	17,887,684	6,665,414			24,553,098
Holland 70-020	Holland Charter Twp.	37,091,129	556,796	103,855	27,818		688,469
	Park Twp.	105,929,042	843,392	296,601	79,446		1,219,439
	Holland City	747,672,714	5,592,999	2,093,483	560,754		8,247,236
	TOTAL	890,692,885	6,993,187	2,493,939	668,018		10,155,144

GOVERNMENT UNITS IN SCHOOL DISTRICTS

SCHOOL DISTRICT	GOVERNMENT UNIT	TOTAL TAXABLE including Ret Zone	TOTAL OPERATING	TOTAL DEBT	TOTAL B & S	TOTAL RECREATION	GRAND TOTAL
Hudsonville 70-190	Allendale Charter Twp.	141,257	0	988	141		1,129
	Blendon Twp.	129,396,401	297,203	905,774	129,396		1,332,373
	Georgetown Charter Twp.	593,742,723	1,755,274	4,156,199	593,742		6,505,215
	Jamestown Charter Twp.	259,326,074	911,987	1,815,282	259,326		2,986,595
	Zeeland Charter Twp.	16,537,802	48,939	115,764	16,537		181,240
	Hudsonville City TOTAL	230,207,300 1,229,351,557	1,588,740 4,602,143	1,611,451 8,605,458	230,207 1,229,349		3,430,398 14,436,950
Jenison 70-175	Georgetown Charter Twp.	821,934,049	3,020,275	5,917,925			8,938,200
Spring Lake 70-300	Crockery Twp.	79,473,928	335,070	471,439			806,509
	Spring Lake Twp.	535,913,674	2,471,527	3,179,039			5,650,566
	TOTAL	615,387,602	2,806,597	3,650,478			6,457,075
West Ottawa 70-070	Holland Charter Twp.	886,520,529	8,019,439	5,505,913	265,956		13,791,308
	Olive Twp.	73,742,696	483,772	457,993	22,122		963,887
	Park Twp.	803,800,114	3,231,471	4,992,161	241,140		8,464,772
	Port Sheldon Twp.	187,443,431	855,019	1,164,154	56,233		2,075,406
	TOTAL	1,951,506,770	12,589,701	12,120,221	585,451		25,295,373
	Zeeland 70-350	Blendon Twp.	77,893,600	138,768	516,434	77,893	31,157
Holland Charter Twp.	319,792,074	1,363,782	2,120,221	319,792	127,916	3,931,711	
Olive Twp.	83,731,367	336,129	555,138	83,731	33,492	1,008,490	
Robinson Twp.	32,678,377	76,355	216,657	32,678	13,071	338,761	
Zeeland Charter Twp.	322,185,171	1,544,784	2,136,087	322,185	127,533	4,130,589	
Holland City	166,506	2,997	1,103	166	66	4,332	
Zeeland City TOTAL	291,766,530 1,128,213,625	2,386,902 5,849,717	1,934,412 7,480,052	291,766 1,128,211	116,706 449,941	4,729,786 14,907,921	
Total Ottawa Intermediate School District - Ottawa County Only		9,615,410,527					

GOVERNMENT UNITS IN SCHOOL DISTRICTS

SCHOOL DISTRICT	GOVERNMENT UNIT	TOTAL TAXABLE including Ren Zone	TOTAL OPERATING	TOTAL DEBT	TOTAL B & S	TOTAL RECREATION	GRAND TOTAL
Kent Intermediate School District							
Grandville 41-130	Georgetown Charter Twp.	39,876,814	35,841	155,519	55,827		247,187
	Jamestown Charter Twp.	14,938,130	27,863	58,258	20,913		107,034
	Tallmadge Charter Twp.	115,667,146	623,468	451,101	161,934		1,236,503
	TOTAL	170,482,090	687,172	664,878	238,674		1,590,724
Kenowa Hills 41-145	Tallmadge Charter Twp.	59,226,974	181,181	199,002			380,183
	Wright Twp.	31,743,201	194,817	106,657			301,474
	TOTAL	90,970,175	375,998	305,659			681,657
Kent City 41-150	Chester Twp.	6,098,763	9,778	50,314	6,098		66,190
Sparta 41-240	Chester Twp.	28,359,396	121,742	167,320	24,252		313,314
	Wright Twp.	2,282,774	8,617	13,468	1,952		24,037
	TOTAL	30,642,170	130,359	180,788	26,204		337,351
Total Kent Intermediate School District Ottawa County Only		298,193,198					

Muskegon Area Intermediate School District

Fruitport 61-080	Crockery Twp.	43,043,689	170,524	129,131			299,655
	Spring Lake Twp.	40,898,980	231,146	122,696			353,842
	TOTAL	83,942,669	401,670	251,827			653,497
Ravenna 61-210	Chester Twp.	20,891,317	45,594	146,239			191,833
Total Muskegon Area Intermediate School District-Ottawa County Only		104,833,986					
GRAND TOTAL (Ottawa, Kent, Muskegon Intermediate School Districts)		<u><u>10,018,437,711</u></u>					

2009 Estimate of Library & Authority Dollars

GOVERNMENT UNITS IN DISTRICT LIBRARIES AND AUTHORITIES

LIBRARY DISTRICT	GOVERNMENT UNIT	TOTAL TAXABLE	TOTAL OPERATING	TOTAL DEBT	TOTAL DOLLARS
Loutit	Grand Haven Charter Twp.	706,390,099	690,966	84,766	775,732
	Robinson Twp.	208,152,870	203,740	24,978	228,718
	Ferrysburg City	162,236,002	158,796	19,468	178,264
	Grand Haven City	570,391,535	558,299	68,446	626,745
	Port Sheldon Twp. (Grand Haven School District only)	446,286,855	436,825	53,554	490,379
	TOTAL	2,093,457,361	2,048,626	251,212	2,299,838
Coopersville Area	Chester Twp.	76,090,973	44,749		44,749
	Polkton Charter Twp.	96,915,178	56,995		56,995
	Wright Twp.	108,535,551	62,983		62,983
	Coopersville City	112,836,002	65,879		65,879
	TOTAL	394,377,704	230,606		230,606
Spring Lake	Spring Lake Twp.	701,416,460	1,215,191	336,679	1,551,870

Macatawa Area Express Transportation Authority

Ottawa County Portion Only	Holland Charter Township	1,243,403,732	435,191		435,191
	Holland City	747,839,220	261,743		261,743
	TOTAL	1,991,242,952	696,934		696,934

Holland Area Swimming Pool Authority

Ottawa County Portion Only	Holland Charter Township	37,091,129	31,527	21,512	53,039
	Park Township	105,929,042	90,039	61,438	151,477
	Holland City	747,672,714	635,521	433,650	1,069,171
	TOTAL	890,692,885	757,087	516,600	1,273,687

Downtown Development Authorities

MSDDA	Grand Haven City	48,109,178	88,751		88,751
DDA	Holland City	106,343,600	194,959		194,959
DDA	Hudsonville City	15,915,007	15,915		15,915

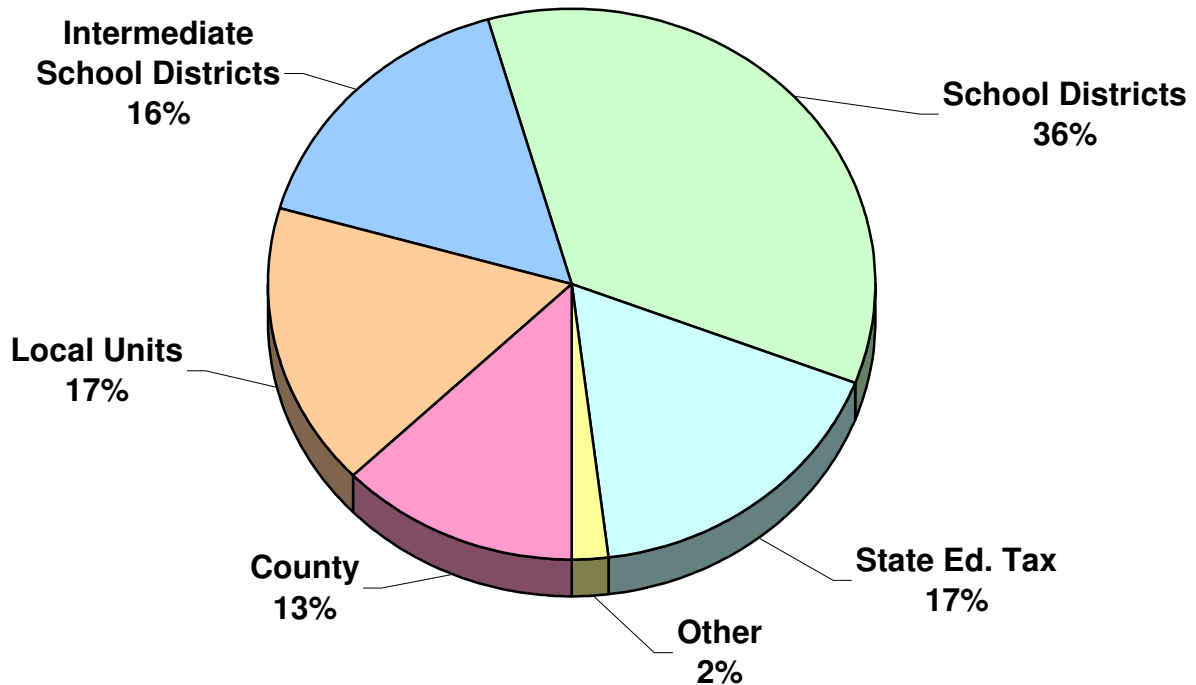
2008 Estimate of Tax Dollars for State Education, Intermediate Schools, and Community College

Government Unit	State Ed Taxable Value	State Ed Tax Dollars	Ottawa ISD Taxable Value	Ottawa ISD Tax Dollars	Muskegon ISD Taxable Value	Muskegon ISD Tax Dollars	Kent ISD & GRCC Taxable Value	Kent ISD Tax Dollars	GR Comm. College
Allendale Charter Township	385,827,529	2,314,965	391,728,629	2,163,673					
Blendon Township	206,548,101	1,239,288	207,290,001	1,144,945					
Chester Township	75,897,973	455,387	20,741,497	114,563	20,891,317	78,509	34,458,159	161,619	61,559
Crockery Township	122,315,216	733,891	79,676,927	440,087	43,043,689	161,758			
Georgetown Charter Township	1,452,307,786	8,713,846	1,415,676,772	7,819,349			39,876,814	187,034	71,239
Grand Haven Charter Township	685,917,091	4,115,502	705,932,091	3,899,145					
Holland Charter Township	1,177,716,332	7,066,297	1,243,403,732	6,867,816					
Jamestown Charter Township	270,818,404	1,624,910	259,326,074	1,432,361			14,938,130	70,064	26,686
Olive Township	150,900,363	905,402	157,474,063	869,792					
Park Township	909,729,156	5,458,374	909,729,156	5,024,798					
Polkton Charter Township	94,263,178	565,579	96,915,178	535,301					
Port Sheldon Township	633,730,286	3,802,381	633,730,286	3,500,345					
Robinson Township	207,511,370	1,245,068	208,152,870	1,149,711					
Spring Lake Township	677,461,460	4,064,768	660,105,680	3,646,027	40,898,980	153,698			
Tallmadge Charter Township	263,690,438	1,582,142	93,527,804	516,591			174,549,825	818,691	311,833
Wright Township	104,955,488	629,732	74,509,576	411,546			32,586,212	152,839	58,215
Zeeland Charter Township	329,504,709	1,977,028	335,372,309	1,852,395					
Coopersville City	107,330,385	642,988	112,206,585	618,738					
Ferrysburg City	160,827,702	964,966	162,236,002	896,094					
Grand Haven City	527,950,635	3,167,703	570,391,535	3,150,500					
Holland City	714,717,120	4,288,302	747,839,220	4,130,615					
Hudsonville City	221,928,994	1,331,573	229,444,194	1,267,312					
Zeeland City	238,002,730	1,428,016	291,766,530	1,611,543					
Totals	9,719,852,446	58,318,108	9,607,176,711	53,063,247	104,833,986	393,965	296,409,140	1,390,247	529,532

Total Estimated 2009 Tax Dollars

Summarized by Individual Taxing Entity

Ottawa County	43,600,843	Ottawa Intermediate School	53,063,247
Ottawa County District Drain	24,082	Muskegon Intermediate School	393,965
Allendale Charter Township	1,074,198	Kent Intermediate School	1,390,247
Blendon Township	502,802	Allendale School District	6,056,349
Chester Township	308,798	Coopersville School District	4,811,054
Crockery Township	320,263	Grand Haven School District	24,553,098
Georgetown Charter Township	3,274,995	Holland School District	10,155,144
Grand Haven Charter Township	2,249,718	Hudsonville School District	14,436,950
Holland Charter Township	7,584,760	Jenison School District	8,938,200
Jamestown Charter Township	1,187,316	Spring Lake School District	6,457,075
Olive Township	783,968	West Ottawa School District	25,295,373
Park Township	3,641,825	Zeeland School District	14,907,921
Polkton Charter Township	407,439	Grandville School District	1,590,724
Port Sheldon Township	854,078	Kenowa Hills School District	681,657
Robinson Township	516,218	Kent City School District	66,190
Spring Lake Township	1,313,892	Sparta School District	337,351
Tallmadge Charter Township	510,123	Fruitport School District	653,497
Wright Township <i>amended</i>	220,176	Ravenna School District	191,833
Zeeland Charter Township	2,674,056	Michigan Education Tax	58,318,108
Coopersville City	1,552,985	Grand Rapids Community College	529,532
Ferrysburg City	1,498,880	Loutit Library	2,299,838
Grand Haven City	7,475,834	Coopersville Area Library	230,606
Holland City	10,432,355	Spring Lake Library	1,551,870
Hudsonville City	2,577,108	MAX Transport	696,934
Zeeland City	3,278,112	Holland Area Community Pool	1,273,687
Spring Lake Village	1,365,333	Grand Haven City MSDDA	88,751
		Holland City DDA	194,959
		Hudsonville City DDA	15,915
		Total All Taxing Entities <i>amended</i>	338,410,232

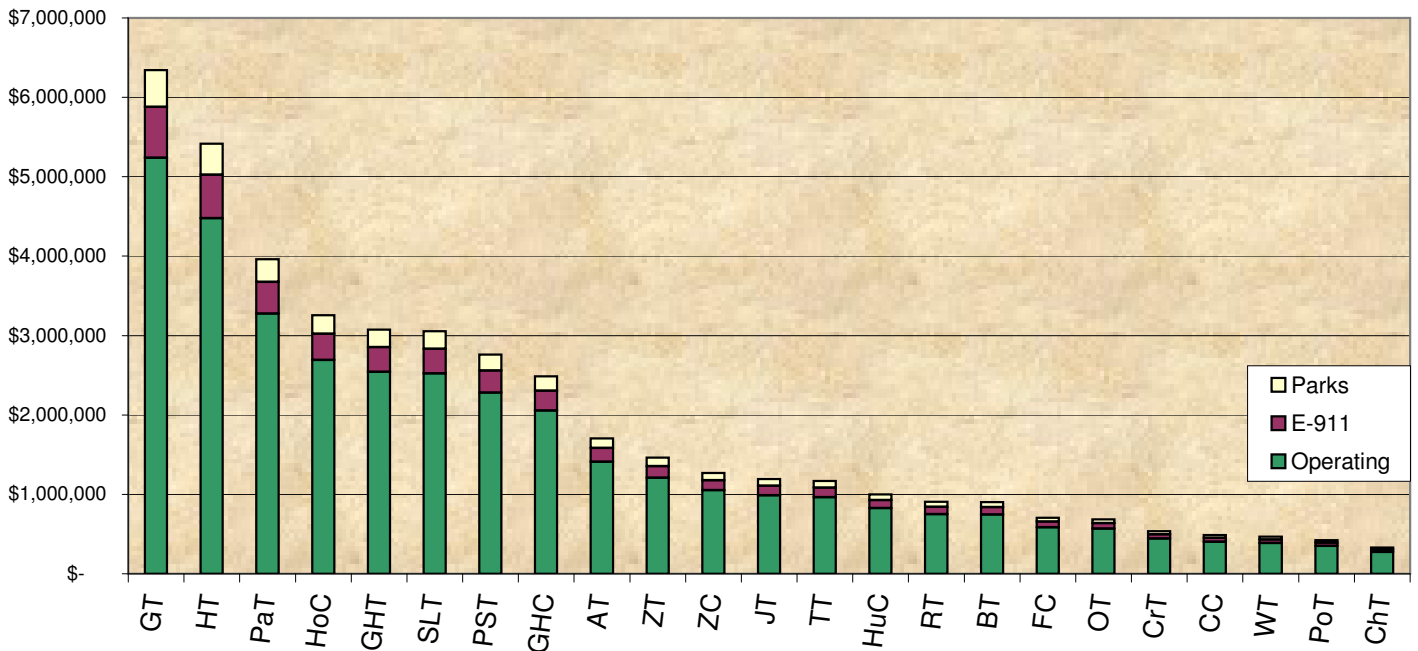


(Other: Libraries, Pool Authority, MAX, DDA's that levy a tax, and Grand Rapids Community College)

2009 County Tax Levy Review

Government Unit	Code	Taxable Value minus Ren. Zone	Total County Levy	Percent of Total County	Breakdown of County Taxes		
					Operating	E-911	Parks
Georgetown Charter Twp	GT	1,455,553,586	\$ 6,341,117	14.54%	\$ 5,239,992	\$ 640,443	\$ 460,682
Holland Charter Twp	HT	1,243,403,732	\$ 5,416,887	12.42%	\$ 4,476,253	\$ 547,097	\$ 393,537
Park Township	PaT	909,729,156	\$ 3,963,233	9.09%	\$ 3,275,024	\$ 400,280	\$ 287,929
Holland City	HoC	747,839,220	\$ 3,257,961	7.47%	\$ 2,692,221	\$ 329,049	\$ 236,691
Grand Haven Charter Twp	GHT	705,932,091	\$ 3,075,392	7.05%	\$ 2,541,355	\$ 310,610	\$ 223,427
Spring Lake Township	SLT	701,004,660	\$ 3,053,925	7.00%	\$ 2,523,616	\$ 308,442	\$ 221,867
Port Sheldon Township	PST	633,730,286	\$ 2,760,845	6.33%	\$ 2,281,429	\$ 278,841	\$ 200,575
Grand Haven City	GHC	570,391,535	\$ 2,484,909	5.70%	\$ 2,053,409	\$ 250,972	\$ 180,528
Allendale Charter Twp	AT	391,728,629	\$ 1,706,565	3.91%	\$ 1,410,223	\$ 172,360	\$ 123,982
Zeeland Charter Twp	ZT	335,372,309	\$ 1,461,048	3.35%	\$ 1,207,340	\$ 147,563	\$ 106,145
Zeeland City	ZC	291,766,530	\$ 1,271,080	2.92%	\$ 1,050,359	\$ 128,377	\$ 92,344
Jamestown Charter Twp	JT	274,264,204	\$ 1,194,831	2.74%	\$ 987,351	\$ 120,676	\$ 86,804
Tallmadge Charter Twp	TT	268,077,629	\$ 1,167,879	2.68%	\$ 965,079	\$ 117,954	\$ 84,846
Hudsonville City	HuC	229,444,194	\$ 999,573	2.29%	\$ 825,999	\$ 100,955	\$ 72,619
Robinson Township	RT	208,152,870	\$ 906,817	2.08%	\$ 749,350	\$ 91,587	\$ 65,880
Blendon Township	BT	207,290,001	\$ 903,058	2.07%	\$ 746,244	\$ 91,207	\$ 65,607
Ferrysburg City	FC	162,236,002	\$ 706,779	1.62%	\$ 584,049	\$ 71,383	\$ 51,347
Olive Township	OT	157,474,063	\$ 686,034	1.57%	\$ 566,906	\$ 69,288	\$ 49,840
Crockery Township	CrT	122,720,616	\$ 534,632	1.23%	\$ 441,794	\$ 53,997	\$ 38,841
Coopersville City	CC	111,959,614	\$ 488,019	1.12%	\$ 403,276	\$ 49,289	\$ 35,454
Wright Township	WT	107,095,788	\$ 466,561	1.07%	\$ 385,544	\$ 47,122	\$ 33,895
Polkton Charter Twp	PoT	96,915,178	\$ 422,209	0.97%	\$ 348,894	\$ 42,642	\$ 30,673
Chester Township	ChT	76,090,973	\$ 331,489	0.76%	\$ 273,927	\$ 33,480	\$ 24,082
Totals:		10,008,172,866	\$ 43,600,843	100%	\$ 36,029,634	\$4,403,614	\$3,167,595

Note: Total Taxable Value including the Renaissance Zones is: 10,018,437,711
 Total County Revenue lost to Renaissance Zones is: \$44,448



Appendix A

**MICHIGAN RENAISSANCE ZONE ACT (Act 376 of 1996)
OTTAWA COUNTY EQUALIZATION DEPARTMENT
As Reported in 2009 Equalization Report**

All Figures listed below are included in figures listed elsewhere in this report.

211.7ff Real and personal property located in renaissance zone.

- (1) For taxes levied after 1996, except as otherwise provided in subsections (2) and (3) and except as limited in subsections (4), (5), and (6), real property in a renaissance zone and personal property located in a renaissance zone is exempt from taxes collected under this act to the extent and for the duration provided pursuant to the Michigan renaissance zone act, 1996 PA 376, MCL 125.2681 to 125.2696.
- (2) Real and personal property in a renaissance zone is not exempt from collection of the following:
- (a) A special assessment levied by the local tax collecting unit in which the property is located.
- (b) Ad valorem property taxes specifically levied for the payment of principal and interest of obligations approved by the electors or obligations pledging the unlimited taxing power of the local governmental unit.
- (c) A tax levied under section 705, 1211c, or 1212 of the revised school code, 1976 PA 451, MCL 380.705, 380.1211c, and 380.1212.
- 380.705 ...a regional enhancement property tax may be levied by an intermediate school district at a rate not to exceed 3 mills
- 380.1211c ...a school district may levy, in addition to the millage authorized under section 1211, not more than 3 additional mills for enhancing operating revenue
- 380.1212 ...the board of a school district may levy a tax of not to exceed 5 mills on the state equalized valuation of the school district ...for the purpose of creating a sinking fund

125.2689 Exemption, deduction, or credit

- Sec. 9. (3) During the last 3 years that the taxpayer is eligible for an exemption, deduction, or credit..., the exemption, deduction, or credit shall be reduced by the following percentages:
- (a) For the tax year that is 2 years before the final year of designation as a renaissance zone, the percentage shall be 25%.
- (b) For the tax year immediately preceding the final year of designation as a renaissance zone, the percentage shall be 50%.
- (c) For the tax year that is the final year of designation as a renaissance zone, the percentage shall be 75%.

UNIT	ZONE TYPE	SCHOOL DISTRICT CODE & NAME		Ad-Valorem									
				#	REAL	LOST REVENUE REAL	#	PERSONAL	LOST REVENUE PERSONAL	#	TOTAL	TOTAL LOST REVENUE	
11 Allendale Twp	Agricultural	70040 Allendale	Assessed	1	1,595,900		2	968,900		3	2,564,800		
			Taxable		1,595,900	58,445		968,900	12,229		2,564,800	70,674	
	Tool/Die	70040 Allendale	Assessed	1	32,000		1	51,800		2	83,800		
			Taxable		4,221	154		51,800	653		56,021	807	
	Sub Total			Assessed	2	1,627,900		3	1,020,700		5	2,648,600	
				Taxable		1,600,121	58,599		1,020,700	12,882		2,620,821	71,481
16 GrandHaven Twp	Tool/Die	70010 Grand Haven	Assessed	1	439,800		1	105,600		2	545,400		
			Taxable		352,408	13,310		105,600	1,454		458,008	14,764	
24 Spring Lake Twp	Tool/Die	70300 Spring Lake	Assessed	1	314,000		1	97,800		2	411,800		
			Taxable		314,000	11,771		97,800	1,319		411,800	13,090	
25 Tallmadge Twp	Tool/Die	41145 Kenowa Hills	Assessed	1	82,100		1	264,456		2	346,556		
			Taxable		79,839	2,932		264,456	3,368		344,295	6,300	
26 Wright Twp <i>amended revenue</i>	Tool/Die	41145 Kenowa Hills	Assessed	2	517,900	<i>amended</i>	2	1,048,300	<i>amended</i>	4	1,566,200	<i>amended</i>	
			Taxable		391,463	14,670		1,048,300	14,128		1,439,763	28,798	
27 Zeeland Twp	Agricultural	70350 Zeeland	Assessed	2	626,900		1	2,164,900		3	2,791,800		
			Taxable		626,900	26,488		2,164,900	39,516		2,791,800	66,004	
	Tool/Die	70350 Zeeland	Assessed	2	125,200		1	444,900		3	570,100		
			Taxable		113,964	4,815		444,900	8,120		558,864	12,935	
	Sub Total			Assessed	4	752,100		2	2,609,800		6	3,361,900	
				Taxable		740,864	31,303		2,609,800	47,636		3,350,664	78,939
44 Coopersville City	Tool/Die	70120 Coopersville (excluding 25% Pay)											
			Taxable		232,217	11,080		397,200	9,420		629,417	20,500	
	Sub Total		70120 Coopersville (Pay 25%)	Taxable		220,771	7,901		26,200	466		246,971	8,367
Assessed				2	500,200			423,400					
72 Hudsonville City	Tool/Die	70190 Hudsonville	Taxable		452,988	18,981	4	423,400	9,886	6	876,388	28,867	
			Assessed	3	496,700		3	302,000		6	798,700		
Countywide Total <i>amended revenue</i>			Taxable		461,106	20,570		302,000	6,224		763,106	26,794	
			Assessed	14	4,730,700	<i>amended</i>	13	5,872,056	<i>amended</i>	27	10,602,756	<i>amended</i>	
			Taxable		4,392,789	172,136		5,872,056	96,897		10,264,845	269,033	

NOTE: TOTAL LOST REVENUES INCLUDES ALL TAXING ENTITIES