

2011 Ottawa County Apportionment Report

Prepared By:
Ottawa County
Equalization Dept.





County of Ottawa

Equalization Department

Michael R. Galligan
Director
James J. Bush
Deputy Director

12220 Fillmore Street * Room 110 * West Olive Michigan 49460
email Director: mgallig@miottawa.org

(616) 738-4826
Fax (616) 738-4009

October 25, 2011

Board of Commissioners
Ottawa County, Michigan

Ladies and Gentleman:


The Ottawa County Equalization Department has prepared this report as authorized by the Finance and Administration Committee of the Ottawa County Board of Commissioners. This book presents an analysis of tax levies in Ottawa County as they relate to County, Townships, Village, Cities, Local School Districts, State Education Tax, Intermediate School Districts, Community Colleges, District Libraries and Authorities. Taxable valuation totals are those presented in April at the Equalization hearing minus the values attributed to Senior Citizen and Disabled Family Housing properties. For tax purposes those properties are considered as Payment in Lieu of Taxes property. The taxable valuations do not represent current taxable valuations after adjustments due to changes ordered by the July Board of Review, State Tax Commission, Michigan Tax Tribunal, and others.

The statutory responsibilities of the County Board of Commissioners in this matter are listed below:

THE GENERAL PROPERTY TAX ACT (EXCERPT)
Act 206 of 1893 211.37

Sec. 37. The county board of commissioners, at a session held not later than October 31 in each year, shall ascertain and determine the amount of money to be raised for county purposes, and shall apportion the amount and also the amount of the state tax and indebtedness of the county to the state among the several townships in the county in proportion to the valuation of the taxable real and personal property as determined by the board, or as determined by the state tax commission upon appeal in the manner provided by law for that year, which determination and apportionment shall be entered at large on county records. The board, at a session held not later than October 31 in each year, shall also examine all certificates, statements, papers, and records submitted to it, showing the money to be raised in the several townships for school, highway, drain, township, and other purposes. It shall hear and consider all objections made to raising that money by any taxpayer affected. If it appears to the board that any certificate, statement, paper, or record is not properly certified or is in any way defective, or that any proceeding to authorize the raising of the money has not been had or is in any way imperfect, the board shall verify the same, and if the certificate, statement, paper, record, or proceeding can then be corrected, supplied, or had, the board shall authorize and require the defects or omissions of proceedings to be corrected, supplied, or had. The board may refer any or all the certificates, statements, papers, records, and proceedings to the prosecuting attorney, who shall investigate and without delay report in writing his or her opinion to the board. The board shall direct that the money proposed to be raised for township, school, highway, drain, and all other purposes authorized by law shall be spread upon the assessment roll of the proper townships, wards, and cities. This action and direction shall be entered in full upon the records of the proceedings of the board and shall be final as to the levy and assessment of all the taxes, except if there is a change made in the equalization of any county by the state tax commission upon appeal in the manner provided by law. The direction for spread of taxes shall be expressed in terms of millages to be spread against the taxable values of properties and shall not direct the raising of any specific amount of money. This section does not apply when section 36(2) applies and shall not prevent the township clerk from providing a certification to the county clerk pursuant to section 36(1). If a certification is provided pursuant to section 36(1), the county board of commissioners shall meet and direct or amend its direction for the spread of millages by local units in the county pursuant to the certification.

Respectfully submitted,


Michael R. Galligan, Director
Ottawa County Equalization Department

OTTAWA COUNTY 2011 APPORTIONMENT REPORT

Statement showing taxable valuations, mills and taxes apportioned by the Board of Commissioners of Ottawa County, Michigan for the year of 2011.

TABLE OF CONTENTS

Statement Showing Taxable Valuations and Mills Apportioned by the County Board of Commissioners of the County of Ottawa for the Year 2011 Pages..... 2-6

2011 ad valorem taxes by individual government unit.....

Allendale Charter Township	Page.....	9
Blendon Township	Page.....	10
Chester Township	Page.....	11
Crockery Township	Page.....	12
Georgetown Charter Township	Page.....	13
Grand Haven Charter Township	Page.....	14
Holland Charter Township	Page.....	15
Jamestown Charter Township	Page.....	16
Olive Township	Page.....	17
Park Township	Page.....	18
Polkton Charter Township	Page.....	19
Port Sheldon Township	Page.....	20
Robinson Township	Page.....	21
Spring Lake Township & Village	Page.....	22
Tallmadge Charter Township	Page.....	23
Wright Township	Page.....	24
Zeeland Charter Township	Page.....	25
Coopersville City	Page.....	26
Ferrysburg City	Page.....	27
Grand Haven City	Page.....	28
Holland City	Page.....	29
Hudsonville City	Page.....	30
Zeeland City	Page.....	31

Combined 2011 ad valorem certified tax rates..... Pages..... 33-38

2011 ad valorem tax dollars for School Districts, State Education tax, Intermediate Schools, Community College, Libraries & Authorities Pages..... 41-45

Tabulation of estimated 2011 tax dollars summarized by individual taxing entity Page..... 46

2011 county tax levy review..... Page..... 47

Explanation of Renaissance Zones and Revenues Decreased by Renaissance Zones Appendix A... 48

Cover Photo by Kyle L. Reenders

Certification Statement

I hereby certify that this Statement Showing Mills Apportioned by the County Board of Commissioners and submitted to the State Tax Commission is a true statement of all ad valorem millages apportioned by the County Board of Commissioners of the

County of Ottawa for the year 2011


Michael R. Galligan, Ottawa County Equalization Director

NOTARIZATION

Cindy Lynn Lieffers Notary Public
Ottawa County, Michigan



CINDY LYNN LIEFFERS
Notary Public, State of Michigan
County of Ottawa
My Commission Expires July 28, 2016

STATE OF MICHIGAN

County of _____ } ss _____

Subscribed before me this 25th day of

October, year 2011

My commission expires _____, _____

Statement Showing Mills Apportioned by the County Board of Commissioners
of the County of OTTAWA for the Year 2011

(A) County Name	(B) Taxable Value*	(C) County Allocated Rate / SET	(D) Est. County Allocated / SET Tax Dollars	(E) Total County Extra Voted Operating Rate	(F) Est. County EV Oper. Tax Dollars	(G) Total County Debt Rate	(H) Est. County Debt Tax Dollars	(I) Total Est. County Tax Dollars	(BB) Taxable Value of ReZone
OTTAWA	\$9,384,781,889	3.6000	\$ 33,785,214.80	0.7565	\$ 7,099,587.50	0.0000	\$ -	\$ 40,884,802.30	\$17,150,846
STATE ED. TAX	\$9,131,994,696	6.0000	\$ 54,791,968.18						\$17,150,846
*Columns (B) and (K) Exclude Renaissance Zone Taxable Value									
(J) Local Unit Name Townships Cities Villages	(K) Taxable Value*	(L) Total Allocated / Charter Rate	(M) Est. Local Allocated / Charter Tax Dollars	(N) Total Other Extra Voted / General Law Operating Rate	(O) Est. Local EV / GL Oper Tax Dollars	(P) Total Debt Rate	(Q) Est. Local Debt Tax Dollars	(R) Total Est. Local Tax Dollars	(KK) Taxable Value of ReZone
ALLENDALE TWP.	\$374,290,607	2.7422	\$ 1,026,379.70	0.0000	\$ -	0.0000	\$ -	\$ 1,026,379.70	\$2,269,779
BLENDON TWP.	\$204,472,119	0.9600	\$ 196,293.23	1.7656	\$ 361,015.97	0.0000	\$ -	\$ 557,309.21	
CHESTER TWP.	\$74,744,215	0.9583	\$ 71,627.38	3.1125	\$ 232,641.37	0.0000	\$ -	\$ 304,268.75	
CROCKERY TWP.	\$123,272,016	0.8991	\$ 110,833.87	1.9606	\$ 241,687.11	0.0000	\$ -	\$ 352,520.98	
GEORGETOWN TWP.	\$1,396,186,578	2.2500	\$ 3,141,419.80	0.0000	\$ -	0.0000	\$ -	\$ 3,141,419.80	
HOLLAND TWP.	\$640,940,781	0.9171	\$ 587,806.79	2.9500	\$ 1,890,775.30	0.3000	\$ 192,411.11	\$ 2,670,993.21	\$429,600
JAMESTOWN TWP.	\$1,081,124,868	3.4417	\$ 3,720,907.46	2.6583	\$ 2,873,954.24	0.0000	\$ -	\$ 6,594,861.69	\$1,135,700
OLIVE TWP.	\$143,504,243	0.8950	\$ 239,196.10	3.4362	\$ 918,352.68	0.0000	\$ -	\$ 1,157,548.78	
PARK TWP.	\$881,716,202	0.9784	\$ 140,404.55	3.0000	\$ 430,512.73	0.0000	\$ -	\$ 570,917.28	
POLKTON TWP.	\$96,704,578	0.9569	\$ 92,536.61	2.9383	\$ 2,590,746.72	0.0000	\$ -	\$ 3,422,998.64	
PORT SHELDON TWP.	\$646,243,072	1.0000	\$ 646,243.07	3.2472	\$ 314,019.11	0.0000	\$ -	\$ 406,555.72	
ROBINSON TWP.	\$195,337,959	0.9047	\$ 176,722.25	0.4500	\$ 290,809.38	0.0000	\$ -	\$ 937,052.45	
SPRING LAKE TWP.	\$656,397,648	0.9655	\$ 633,751.93	1.5753	\$ 307,715.89	0.0000	\$ -	\$ 484,438.14	
TALLMADGE TWP.	\$255,402,756	0.9642	\$ 243,705.31	0.8943	\$ 587,016.42	0.0000	\$ -	\$ 1,220,768.35	\$364,500
WRIGHT TWP.	\$104,359,147	1.0059	\$ 104,974.87	1.2500	\$ 319,253.45	0.0000	\$ -	\$ 562,958.75	\$4,264,794
ZEELAND TWP.	\$322,101,529	3.2500	\$ 1,046,829.97	1.0500	\$ 109,577.10	0.0000	\$ -	\$ 214,551.97	\$1,431,056
COOPERSVILLE CITY	\$98,212,479	13.0000	\$ 1,276,762.23	3.5000	\$ 1,127,355.35	0.0000	\$ -	\$ 2,174,185.32	\$2,885,017
FERRYSBURG CITY	\$157,384,996	8.3576	\$ 1,315,360.84	0.2500	\$ 24,553.12	0.6637	\$ 65,926.04	\$ 1,367,241.38	\$1,118,600
HOLLAND CITY	\$539,798,315	11.8614	\$ 6,402,763.73	0.4813	\$ 75,749.40	0.2000	\$ 31,477.00	\$ 1,422,587.24	
HUDSONVILLE CITY	\$649,843,976	12.8817	\$ 8,371,095.15	1.2451	\$ 672,102.88	1.0000	\$ 539,798.32	\$ 7,614,664.93	
ZEELAND CITY	\$214,010,494	10.7303	\$ 2,296,396.80	1.3683	\$ 889,181.51	0.0000	\$ -	\$ 9,260,276.66	\$2,827,000
SPRING LAKE VLG	\$261,475,096	10.7854	\$ 2,820,113.50	0.0000	\$ -	0.5000	\$ 107,217.65	\$ 2,403,614.45	\$424,800
	\$108,493,352	9.9012	\$ 1,074,214.38	0.1000	\$ 26,147.51	0.3500	\$ 91,516.28	\$ 2,937,777.29	
				0.9898	\$ 107,386.72	0.7709	\$ 83,637.53	\$ 1,265,238.62	

Statement Showing Mills Apportioned by the County Board of Commissioners of the County of OTTAWA for the Year 2011

Pg 2
Local K12 School District

(A) Local K12 School District Name	(B) Total Taxable Value*	(C) Total Non-Homestead Taxable Value*	(D) Total Commercial Personal Taxable Value*	(E) HH / Supplemental Rate	(F) Est. HH / Supplemental Tax Dollars	(G) Non Homestead Operating Rate	(H) Est. NH Operating Tax Dollars	(I) Total Debt / Sinking Fund / Bldg Site Rate	(J) Est. Debt / Sinking Fund / Bldg Site Tax Dollars	(K) Total Recreational Rate	(L) Est. Recreational Tax Dollars	(M) Total Est. Local K12 School Tax Dollars	(BB) Total RentZone Taxable Value
*Columns (B), (C) and (D) Exclude Renaissance Zone Taxable Value													
ALLENDALE	\$374,147,380	\$134,902,381	\$10,766,300	0.0000 \$	0.0000 \$	18.0000 \$	2,491,040.66	8.5900 \$	3,233,423.40	0.0000 \$	0.0000 \$	5,724,464.06	\$2,269,779
COOPERSVILLE	\$377,582,463	\$67,089,078	\$4,792,331	0.0000 \$	0.0000 \$	18.0000 \$	1,236,357.39	8.6900 \$	3,290,912.24	0.0000 \$	0.0000 \$	4,527,269.63	\$1,118,600
FRUITPORT	\$80,631,322	\$20,033,900	\$148,500	0.0000 \$	0.0000 \$	18.0000 \$	361,501.20	3.0000 \$	241,893.97	0.0000 \$	0.0000 \$	603,395.17	
GRAND HAVEN	\$2,076,144,370	\$949,828,050	\$27,715,850	0.0000 \$	0.0000 \$	18.0000 \$	17,259,600.00	3.4600 \$	7,184,945.94	0.0000 \$	0.0000 \$	24,444,545.94	\$429,600
GRANDVILLE	\$161,959,553	\$37,610,556	\$1,262,065	0.0000 \$	0.0000 \$	18.0000 \$	684,562.40	4.6000 \$	763,255.32	0.0000 \$	0.0000 \$	1,447,817.72	\$3,965,517
HOLLAND	\$782,640,917	\$331,104,441	\$28,070,800	0.0000 \$	0.0000 \$	18.0000 \$	6,128,304.74	7.3000 \$	5,733,915.79	0.0000 \$	0.0000 \$	11,862,220.53	\$2,827,000
HUDSONVILLE	\$1,187,205,495	\$224,138,729	\$13,718,500	0.0000 \$	0.0000 \$	18.0000 \$	4,116,808.12	8.0000 \$	9,501,042.36	0.0000 \$	0.0000 \$	13,617,850.48	\$424,800
JENSON	\$781,231,110	\$152,606,729	\$12,869,700	0.0000 \$	0.0000 \$	18.0000 \$	2,924,139.32	8.2500 \$	6,445,166.66	0.0000 \$	0.0000 \$	9,269,295.98	
KENOWIA HILLS	\$84,605,187	\$19,818,663	\$2,006,509	0.0000 \$	0.0000 \$	18.0000 \$	563,725.69	2.0700 \$	255,693.70	0.0000 \$	0.0000 \$	625,419.39	\$1,730,353
KENT CITY	\$6,040,242	\$212,067	\$24,100	0.0000 \$	0.0000 \$	18.0000 \$	49,361.81	9.2500 \$	39,872.24	0.0000 \$	0.0000 \$	69,234.04	
RAVENNA	\$19,842,753	\$2,897,145	\$34,200	0.0000 \$	0.0000 \$	18.0000 \$	48,845.81	7.0000 \$	138,699.13	0.0000 \$	0.0000 \$	185,744.94	
SPARTA	\$31,671,680	\$8,360,130	\$209,400	0.0000 \$	0.0000 \$	18.0000 \$	151,733.10	6.7552 \$	213,393.68	0.0000 \$	0.0000 \$	365,682.98	
SPRING LAKE	\$586,132,642	\$144,307,136	\$6,051,328	0.0000 \$	0.0000 \$	18.0000 \$	2,642,836.42	6.1160 \$	3,597,016.52	0.0000 \$	0.0000 \$	6,229,852.94	\$384,500
WEST OTTAWA	\$1,688,548,259	\$597,719,015	\$39,700,315	0.0000 \$	0.0000 \$	18.0000 \$	10,889,144.16	7.3000 \$	13,094,892.90	0.0000 \$	0.0000 \$	23,983,837.06	\$1,735,700
ZEELAND	\$1,046,308,336	\$279,617,339	\$17,528,000	0.0000 \$	0.0000 \$	18.0000 \$	5,138,280.10	7.6300 \$	8,005,345.28	0.4000 \$	419,523.33	13,562,148.72	\$2,885,077

(A) Community College Name	(B) Taxable Value*	(C) Total Operating Rate	(D) Est. Community College Oper. Tax Dollars	(E) Total Debt Rate	(F) Est. Community College Debt Tax Dollars	(G) Est. Total Community College Tax Dollars	(BB) RenZone Taxable Value
GRAND RAPIDS CC	\$284,366,862	1.7865 \$	508,021.40	0.0000 \$	-	508,021.40	\$5,695,850

*Columns (B) and (I) Exclude Renaissance Zone Taxable Value

(H) Intermediate School District Name	(I) Taxable Value*	(J) ISD Allocated Rate	(K) Est. ISD Allocated Tax Dollars	(L) ISD Total EV Operating Rate	(M) Est. ISD EV Operating (Spec Ed/Voc/Enh) Tax Dollars	(N) ISD Total Debt Rate	(O) Est. ISD Debt Tax Dollars	(P) Est. Total ISD Tax Dollars	(II) RenZone Taxable Value
KENT	\$284,366,862	0.0898 \$	25,536.14	4.6005 \$	1,308,229.75	0.0000	\$ -	\$ 1,333,765.89	\$5,695,850
MUSKEGON	\$100,474,055	0.4597 \$	46,187.92	3.2983 \$	331,393.58	0.0000	\$ -	\$ 377,581.50	
OTTAWA	\$8,999,940,972	0.1061 \$	954,893.74	5.4173 \$	48,755,380.23	0.0000	\$ -	\$ 49,710,273.96	\$11,454,996

Statement Showing Mills Apportioned by the County Board of Commissioners
of the County of OTTAWA for the Year 2011

(A) Authority (Dist. Libraries, DDAs, Transit, Metro, Fire, etc.)	(B) Taxable Value*	(C) Total Operating Rate	(D) Est. Authority Oper. Tax Dollars	(E) Total Debt Rate	(F) Est. Authority Debt Tax Dollars	(G) Est. Total Authority Tax Dollars	(BB) RenZone Taxable Value
TRANSIT - MAX	\$1,730,968,844	0.3500	\$ 605,839.10	0.0000	\$ -	\$ 605,839.10	\$3,962,700
DIST LIBRARY - LOUITT	\$1,994,089,694	0.9788	\$ 1,951,814.99	0.1200	\$ 239,342.32	\$ 2,191,157.31	\$429,600
DIST. LIBRARY - COOPERSVILLE (AKA/NE OTTAWA)	\$374,020,419	0.5881	\$ 219,961.41	0.0000	\$ -	\$ 219,961.41	\$2,549,656
DIST. LIBRARY - SPRING LAKE	\$656,397,648	1.7335	\$ 1,137,865.32	0.5000	\$ 328,381.07	\$ 1,466,246.40	\$364,500
HOLLAND POOL	\$782,640,917	0.8500	\$ 665,244.78	0.6100	\$ 479,135.43	\$ 1,144,380.21	\$2,827,000
GRAND HAVEN DDA	\$45,626,359	1.8448	\$ 84,171.51	0.0000	\$ -	\$ 84,171.51	
HOLLAND DDA	\$96,555,776	1.8333	\$ 177,015.70	0.0000	\$ -	\$ 177,015.70	
HUDSONVILLE DDA	\$14,768,385	1.0000	\$ 14,768.39	0.0000	\$ -	\$ 14,768.39	

2011 Ad Valorem

Taxes

by

Individual Government Unit

Allendale Charter Township

2011 Ad Valorem Taxes

Taxing Entity	Name	Item of Tax	2011 Taxable Valuation	Amount of Tax Mills	Total Tax Mills	Estimate of Tax Dollars	Total Est. Tax Dollars
County	Ottawa	Operating	374,290,607	3.6000	4.3565	1,347,446	1,630,595
		E-911	374,290,607	0.4400		164,687	
		Parks	374,290,607	0.3165		118,462	
		County Drain				34,102	
Township	Allendale	Operating	374,290,607	2.7422	2.7422	1,026,379	1,026,379
School District	Allendale	Operating	134,802,381	18.0000		2,426,442	5,724,462
		Operating- Com. Pers.	10,766,300	6.0000		64,597	
		* Debt - All	376,417,159	8.5900		3,233,423	
		TOTAL PRE	224,948,899		8.5900	1,932,311	
		TOTAL Non-PRE, Non Ren Zone	134,802,381		26.5900	3,584,395	
		TOTAL Commercial Personal	10,766,300		14.5900	157,080	
		TOTAL Industrial Personal, Non Ren Zone	3,629,800		8.5900	31,179	
		TOTAL Renaissance Zone	2,269,779		8.5900	19,497	
TOTAL COMBINED	376,417,159						
School District	Hudsonville	Operating	0	18.0000		0	1,145
		Operating- Com. Pers.	0	6.0000		0	
		Debt - All	143,227	7.0000		1,002	
		Building & Site - All	143,227	1.0000		143	
		TOTAL PRE	143,227		8.0000	1,145	
		TOTAL Non-PRE	0		26.0000	0	
TOTAL Commercial Personal	0		14.0000	0			
TOTAL COMBINED	143,227						
Interm. School	Ottawa	Operating	374,290,607		5.5234		2,067,356
State Education	Michigan	Operating	370,660,807		6.0000		2,223,964

Totals for Taxable Status by School District	Summer	Winter	Total
Allendale School District [Non-PRE]	41.7134	3.4987	45.2121
Allendale School District [PRE]	23.7134	3.4987	27.2121
Allendale School District [Com. Personal]	29.7134	3.4987	33.2121
Allendale School District [Ind. Personal]	17.7134	3.4987	21.2121
Allendale School District [Ren. Zone]	8.5900		8.5900
Hudsonville School District [Non-PRE]	28.1234	16.4987	44.6221
Hudsonville School District [PRE]	19.1234	7.4987	26.6221
Hudsonville School District [Com. Personal]	22.1234	10.4987	32.6221
Hudsonville School District [Ind. Personal]	13.1234	7.4987	20.6221

Total: **12,708,003**

* Includes Renaissance Zone. For an explanation of Renaissance Zones see Appendix A.

NOTE: Industrial Personal Property is exempt from the 6 mills of State Education Tax, and up to 18 mills of Local School District Operating millage. Commercial Personal Property is exempt from up to 12 mills of Local School Operating millage.

Blendon Township

2011 Ad Valorem Taxes

Taxing Entity	Name	Item of Tax	2011 Taxable Valuation	Amount of Tax Mills	Total Tax Mills	Estimate of Tax Dollars	Total Est. Tax Dollars	
County	Ottawa	Operating	204,472,119	3.6000	4.3565	736,099	890,781	
		E-911	204,472,119	0.4400		89,967		
		Parks	204,472,119	0.3165		64,715		
Township	Blendon	Operating	204,472,119	0.9600	2.7256	196,293	557,308	
		Safety Serv	204,472,119	1.4656		299,674		
		Library	204,472,119	0.3000		61,341		
School District	Hudsonville	Operating	14,729,121	18.0000	8.0000	265,124	1,282,659	
		Operating- Com. Pers.	424,300	6.0000		2,545		
		Debt	126,873,981	7.0000		888,117		
		Bldg&Site - All	126,873,981	1.0000		126,873		
		TOTAL PRE		111,720,560				893,762
		TOTAL Non-PRE		14,729,121				382,957
		TOTAL Commercial Personal		424,300				5,940
TOTAL Industrial Personal		0		0				
TOTAL COMBINED		126,873,981						
School District	Zeeland	Operating	7,907,020	18.0000	8.0300	142,326	767,476	
		Operating-Comm. Pers	339,800	6.0000		2,038		
		Debt	77,598,138	6.6300		514,475		
		Bldg & Site	77,598,138	1.0000		77,598		
		Recreation	77,598,138	0.4000		31,039		
		TOTAL PRE		68,634,118				551,131
		TOTAL Non-PRE		7,907,020				205,819
TOTAL Commercial Personal		339,800		4,767				
TOTAL Industrial Personal		717,200		5,759				
TOTAL COMBINED		77,598,138						
Interm. School	Ottawa	Operating	204,472,119		5.5234		1,129,381	
State Education	Michigan	Operating	203,754,919		6.0000		1,222,529	

Totals for Taxable Status by School District	Summer	Winter	Total
Hudsonville School District [Non-PRE]	28.1234	16.4821	44.6055
Hudsonville School District [PRE]	19.1234	7.4821	26.6055
Hudsonville School District [Com. Personal]	22.1234	10.4821	32.6055
Hudsonville School District [Ind. Personal]	13.1234	7.4821	20.6055
Zeeland School District [Non-PRE]	28.1384	16.4971	44.6355
Zeeland School District [PRE]	19.1384	7.4971	26.6355
Zeeland School District [Com. Personal]	22.1384	10.4971	32.6355
Zeeland School District [Ind. Personal]	13.1384	7.4971	20.6355

Total: **5,850,134**

NOTE: Industrial Personal Property is exempt from the 6 mills of State Education Tax, and up to 18 mills of Local School District Operating millage. Commercial Personal Property is exempt from up to 12 mills of Local School Operating millage.

Chester Township

2011 Ad Valorem Taxes

Taxing Entity	Name	Item of Tax	2011 Taxable Valuation	Amount of Tax Mills	Total Tax Mills	Estimate of Tax Dollars	Total Est. Tax Dollars
County	Ottawa	Operating	74,744,215	3.6000	4.3565	269,079	325,622
		E-911	74,744,215	0.4400		32,887	
		Parks	74,744,215	0.3165		23,656	
		County Drain					
Township	Chester	Operating	74,744,215	0.9583	4.0708	71,627	304,268
		Roads	74,744,215	1.4875		111,182	
		Fire	74,744,215	1.5000		112,116	
		Aging Council	74,744,215	0.1250		9,343	
Library District	Coopersville	Operating	74,744,215		0.5881		43,957
School District	Coopersville	Operating	2,133,679	18.0000		38,406	210,402
		Operating- Com. Pers.	237,100	6.0000		1,422	
		Debt	19,628,866	8.6900		170,574	
		TOTAL PRE	17,206,087		8.6900	149,522	
		TOTAL Non-PRE	2,133,679		26.6900	56,947	
		TOTAL Commercial Personal	237,100		14.6900	3,482	
		TOTAL Industrial Personal	52,000		8.6900	451	
TOTAL COMBINED	19,628,866						
School District	Sparta	Operating	7,963,450	18.0000		143,342	342,017
		Operating- Com. Pers.	201,000	6.0000		1,206	
		Debt	29,232,374	5.9500		173,932	
		Bldg&Site - All	29,232,374	0.8052		23,537	
		TOTAL PRE	21,015,924		6.7552	141,966	
		TOTAL Non-PRE	7,963,450		24.7552	197,137	
		TOTAL Commercial Personal	201,000		12.7552	2,563	
TOTAL Industrial Personal	52,000		6.7552	351			
TOTAL COMBINED	29,232,374						
School District	Kent City	Operating	512,067	18.0000		9,217	65,232
		Operating- Com. Pers.	24,100	6.0000		144	
		Debt	6,040,242	8.2500		49,831	
		Bldg&Site - All	6,040,242	1.0000		6,040	
		TOTAL PRE	5,504,075		9.2500	50,912	
		TOTAL Non-PRE	512,067		27.2500	13,953	
		TOTAL Commercial Personal	24,100		15.2500	367	
TOTAL Industrial Personal	0		9.2500	0			
TOTAL COMBINED	6,040,242						
School District	Ravenna	Operating	2,591,145	18.0000		46,640	185,744
		Operating- Com. Pers.	34,200	6.0000		205	
		Debt	19,842,733	7.0000		138,899	
		TOTAL PRE	17,197,488		7.0000	120,383	
		TOTAL Non-PRE	2,591,145		25.0000	64,778	
		TOTAL Commercial Personal	34,200		13.0000	444	
		TOTAL Industrial Personal	19,900		7.0000	139	
TOTAL Renaissance Zone							
TOTAL COMBINED	19,842,733						
Interm. School	Ottawa	Operating	19,628,866		5.5234		108,418
Interm. School	Kent	Operating	35,272,616		4.6903		165,439
Interm. School	Muskegon	Operating	19,842,733		3.7580		74,568
Comm. College	Grand Rapids	Operating	35,272,616		1.7865		63,014
State Education	Michigan	Operating	74,620,315		6.0000		447,721

Totals for Taxable Status by School District	Summer	Winter	Total
Coopersville School District [Non-PRE]	9.6000	37.6288	47.2288
Coopersville School District [PRE]	9.6000	19.6288	29.2288
Coopersville School District [Com. Personal]	9.6000	25.6288	35.2288
Coopersville School District [Ind. Personal]	3.6000	19.6288	23.2288
Sparta School District [Non-PRE]	28.4544	17.7930	46.2474
Sparta School District [PRE]	19.4544	8.7930	28.2474
Sparta School District [Com. Personal]	22.4544	11.7930	34.2474
Sparta School District [Ind. Personal]	13.4544	8.7930	22.2474
Kent City School District [Non-PRE]	29.7018	19.0404	48.7422
Kent City School District [PRE]	20.7018	10.0404	30.7422
Kent City School District [Com. Personal]	23.7018	13.0404	36.7422
Kent City School District [Ind. Personal]	14.7018	10.0404	24.7422
Ravenna School District [Non-PRE]	9.6000	34.1734	43.7734
Ravenna School District [PRE]	9.6000	16.1734	25.7734
Ravenna School District [Com. Personal]	9.6000	22.1734	31.7734
Ravenna School District [Ind. Personal]	3.6000	16.1734	19.7734

Total: 2,339,446

NOTE:

Industrial Personal Property is exempt from the 6 mills State Education Tax and up to 18 mills of Local School District operating millage. Commercial Personal Property is exempt from up to 12 mills of Local School District operating millage.

Crockery Township

2011 Ad Valorem Taxes

Taxing Entity	Name	Item of Tax	2011 Taxable Valuation	Amount of Tax Mills	Total Tax Mills	Estimate of Tax Dollars	Total Est. Tax Dollars	
County	Ottawa	Operating	123,272,016	3.6000	4.3565	443,779	537,033	
		E-911	123,272,016	0.4400		54,239		
		Parks	123,272,016	0.3165		39,015		
		County Drain				19,384		
Township	Crockery	Operating	123,272,016	0.8991	2.8597	110,833	352,519	
		Fire	123,272,016	1.3806		170,189		
		Roads	123,272,016	0.3300		40,679		
		Twp Hall Maintenance	123,272,016	0.2500		30,818		
School District	Spring Lake	Operating	18,021,532	18.0000	6.1160	324,387	829,381	
		Operating- Com. Pers.	2,462,200	6.0000		14,773		
		Debt	80,153,891	6.1160		490,221		
		TOTAL PRE		59,258,659				362,426
		TOTAL Non-PRE		18,021,532				434,607
		TOTAL Commercial Personal		2,462,200				29,832
		TOTAL Industrial Personal		411,500				2,516
		TOTAL COMBINED		80,153,891				
School District	Coopersville	Operating	900	18.0000	8.6900	16	1,804	
		Operating-Comm. Pers	0	6.0000		0		
		Debt	205,816	8.6900		1,788		
		TOTAL PRE		204,916				1,780
		TOTAL Non-PRE		900				24
		TOTAL Commercial Personal		0				0
		TOTAL Industrial Personal		0				0
		TOTAL COMBINED		205,816				
School District	Fruitport	Operating	8,621,775	18.0000	3.0000	155,191	284,083	
		Operating-Comm. Pers	26,100	6.0000		156		
		Debt	42,912,309	3.0000		128,736		
		TOTAL PRE		34,264,434				102,792
		TOTAL Non-PRE		8,621,775				181,057
		TOTAL Commercial Personal		26,100				234
		TOTAL Industrial Personal		0				0
		TOTAL COMBINED		42,912,309				
Interm. School	Ottawa	Operating	80,359,707	5.5234		443,858		
Interm. School	Muskegon	Operating	42,912,309	3.7580		161,264		
State Education	Michigan	Operating	122,860,516	6.0000		737,163		

Totals for Taxable Status by School District	Summer	Winter	Total
Spring Lake School District [Non-PRE]	39.2394	3.6162	42.8556
Spring Lake School District [PRE]	21.2394	3.6162	24.8556
Spring Lake School District [Com. Personal]	27.2394	3.6162	30.8556
Spring Lake School District [Ind. Personal]	15.2394	3.6162	18.8556
Coopersville School District [Non-PRE]	9.6000	35.8296	45.4296
Coopersville School District [PRE]	9.6000	17.8296	27.4296
Coopersville School District [Com. Personal]	9.6000	23.8296	33.4296
Coopersville School District [Ind. Personal]	3.6000	17.8296	21.4296
Fruitport School District [Non-PRE]	34.3580	3.6162	37.9742
Fruitport School District [PRE]	16.3580	3.6162	19.9742
Fruitport School District [Com. Personal]	22.3580	3.6162	25.9742
Fruitport School District [Ind. Personal]	10.3580	3.6162	13.9742

Total: 3,366,489

NOTE: Industrial Personal Property is exempt from the 6 mills of State Education Tax, and up to 18 mills of Local School District Operating millage. Commercial Personal Property is exempt from up to 12 mills of Local School Operating millage.

Georgetown Charter Township

2011 Ad Valorem Taxes

Taxing Entity	Name	Item of Tax	2011 Taxable Valuation	Amount of Tax Mills	Total Tax Mills	Estimate of Tax Dollars	Total Est. Tax Dollars
County	Ottawa	Operating	1,396,186,578	3.6000	4.3565	5,026,271	6,082,486
		E-911	1,396,186,578	0.4400		614,322	
		Parks	1,396,186,578	0.3165		441,893	
Township	Georgetown	Operating	1,396,186,578	2.2500	2.2500	3,141,419	3,141,419
School District	Jenison	Operating	152,606,729	18.0000		2,746,921	9,269,295
		Operating- Com. Pers.	12,869,700	6.0000		77,218	
		Debt	781,231,110	8.2500		6,445,156	
		TOTAL PRE	613,365,481		8.2500	5,060,266	
		TOTAL Non-PRE	152,606,729		26.2500	4,005,926	
		TOTAL Commercial Personal	12,869,700		14.2500	183,393	
		TOTAL Industrial Personal	2,389,200		8.2500	19,710	
TOTAL COMBINED	781,231,110						
School District	Hudsonville	Operating	89,001,861	18.0000		1,602,033	6,240,795
		Operating-Comm. Pers	3,925,100	6.0000		23,550	
		Debt	576,901,674	7.0000		4,038,311	
		Bldg & Site	576,901,674	1.0000		576,901	
		TOTAL PRE	483,297,913		8.0000	3,866,382	
		TOTAL Non-PRE	89,001,861		26.0000	2,314,048	
		TOTAL Commercial Personal	3,925,100		14.0000	54,951	
TOTAL Industrial Personal	676,800		8.0000	5,414			
TOTAL COMBINED	576,901,674						
School District	Grandville	Operating	2,333,275	18.0000		41,998	217,733
		Operating-Comm. Pers	114,700	6.0000		688	
		Debt	38,053,794	3.2000		121,772	
		Bldg & Site	38,053,794	1.4000		53,275	
		TOTAL PRE	35,605,819		4.6000	163,786	
		TOTAL Non-PRE	2,333,275		22.6000	52,732	
		TOTAL Commercial Personal	114,700		10.6000	1,215	
TOTAL Industrial Personal	0		4.6000	0			
TOTAL COMBINED	38,053,794						
Interm. School	Ottawa	Operating	1,358,132,784	5.5234			7,501,510
Interm. School	Kent	Operating	38,053,794	4.6903			178,483
Comm. College	Grand Rapids	Operating	38,053,794		1.7865		67,983
State Education	Michigan	Operating	1,393,120,578		6.0000		8,358,723

Totals for Taxable Status by School District	Summer	Winter	Total
Jenison School District [Non-PRE]	41.3734	3.0065	44.3799
Jenison School District [PRE]	23.3734	3.0065	26.3799
Jenison School District [Com. Personal]	29.3734	3.0065	32.3799
Jenison School District [Ind. Personal]	17.3734	3.0065	20.3799
Hudsonville School District [Non-PRE]	28.1234	16.0065	44.1299
Hudsonville School District [PRE]	19.1234	7.0065	26.1299
Hudsonville School District [Com. Personal]	22.1234	10.0065	32.1299
Hudsonville School District [Ind. Personal]	13.1234	7.0065	20.1299
Grandville School District [Non-PRE]	38.6768	3.0065	41.6833
Grandville School District [PRE]	20.6768	3.0065	23.6833
Grandville School District [Com. Personal]	26.6768	3.0065	29.6833
Grandville School District [Ind. Personal]	14.6768	3.0065	17.6833

Total: 41,058,427

NOTE: Industrial Personal Property is exempt from the 6 mills of State Education Tax, and up to 18 mills of Local School District Operating millage. Commercial Personal Property is exempt from up to 12 mills of Local School Operating millage.

Grand Haven Charter Township

2011 Ad Valorem Taxes

Taxing Entity	Name	Item of Tax	2011 Taxable Valuation	Amount of Tax Mills	Total Tax Mills	Estimate of Tax Dollars	Total Est. Tax Dollars	
County	Ottawa	Operating	640,940,781	3.6000	4.3565	2,307,386	2,792,256	
		E-911	640,940,781	0.4400		282,013		
		Parks	640,940,781	0.3165		202,857		
		County Drain				64,497		
Township	Grand Haven	Operating	640,940,781	0.9171	4.1671	587,806	2,670,991	
		Fire	640,940,781	1.5000		961,411		
		Museum	640,940,781	0.2500		160,235		
		Aging Council	640,940,781	0.2500		160,235		
		* Water Debt	641,370,381	0.3000		192,411		
		Transportation	640,940,781	0.9500		608,893		
Library District	Loutit	Operating	640,940,781	0.9788	1.0988	627,352	704,316	
		* Debt	641,370,381	0.1200		76,964		
School District	Grand Haven	Operating	165,022,733	18.0000		2,970,409	5,241,059	
		Operating- Com. Pers.	8,584,900	6.0000		51,509		
		* Debt	641,370,381	3.4600		2,219,141		
		TOTAL PRE		450,732,548		3.4600		1,559,534
		TOTAL Non-PRE		165,022,733		21.4600		3,541,388
		TOTAL Commercial Personal		8,584,900		9.4600		81,213
		TOTAL Industrial Personal		16,600,600		3.4600		57,438
		TOTAL Renaissance Zone		429,600		3.4600		1,486
		TOTAL COMBINED		641,370,381				
		Interm. School	Ottawa	Operating	640,940,781			5.5234
State Education	Michigan	Operating	624,340,181		6.0000		3,746,041	

Totals for Taxable Status by School District		Summer	Winter	Total
Grand Haven School District	[Non-PRE]	25.8534	16.7524	42.6058
Grand Haven School District	[PRE]	16.8534	7.7524	24.6058
Grand Haven School District	[Com. Personal]	19.8534	10.7524	30.6058
Grand Haven School District	[Ind. Personal]	10.8534	7.7524	18.6058
Grand Haven School District	[Ren. Zone]	1.7300	2.1500	3.8800

Total: 18,759,332

* Includes Renaissance Zone. For an explanation of Renaissance Zones see Appendix A.

NOTE: Industrial Personal Property is exempt from the 6 mills of State Education Tax, and up to 18 mills of Local School District Operating millage. Commercial Personal Property is exempt from up to 12 mills of Local School Operating millage.

Holland Charter Township

2011 Ad Valorem Taxes

Taxing Entity	Name	Item of Tax	Taxable Valuation	of Tax Mills	Tax Mills	of Tax Dollars	Tax Dollars
County	Ottawa	Operating	1,081,124,868	3.6000	4.3565	3,892,049	4,709,919
		E-911	1,081,124,868	0.4400		475,694	
		Parks	1,081,124,868	0.3165		342,176	
		County Drain					48,783
Township	Holland	Operating	1,081,124,868	3.4417	6.1000	3,720,907	6,594,860
		Library	1,081,124,868	1.2683		1,371,190	
		Bike Path	1,081,124,868	0.4200		454,072	
		E-unit	1,081,124,868	0.9700		1,048,691	
Authority	Holl Swim Pool	Operating	30,527,848	0.8500	1.4600	25,948	44,569
		Debt	30,527,848	0.6100		18,621	
Authority	MAX Transport	Operating	1,081,124,868		0.3500		378,393
School District	Holland	Operating	23,645,447	18.0000		425,618	665,306
		Operating- Com. Pers.	2,806,000	6.0000		16,836	
		Debt	30,527,848	6.5500		199,957	
		Bldg&Site - All	30,527,848	0.7500		22,895	
		TOTAL PRE	2,962,101		7.3000	21,624	
		TOTAL Non-PRE	23,645,447		25.3000	598,229	
		TOTAL Commercial Personal	2,806,000		13.3000	37,319	
		TOTAL Industrial Personal	1,114,300		7.3000	8,134	
		TOTAL COMBINED	30,527,848				
		School District	West Ottawa	Operating	349,108,691	18.0000	
Operating-Comm. Pers	34,990,600			6.0000		209,943	
* Debt	759,229,526			7.0000		5,314,606	
* Bldg & Site	759,229,526			0.3000		227,768	
TOTAL PRE	329,292,135				7.3000	2,403,833	
TOTAL Non-PRE	349,108,691				25.3000	8,832,449	
TOTAL Commercial Personal	34,990,600				13.3000	465,374	
TOTAL Industrial Personal	44,702,400				7.3000	326,327	
TOTAL Renaissance Zone	1,135,700				7.3000	8,290	
TOTAL COMBINED	759,229,526						
School District	Zeeland	Operating	65,085,978	18.0000		1,171,547	3,543,510
		Operating-Comm. Pers	3,860,600	6.0000		23,163	
		Debt	292,503,194	6.6300		1,939,296	
		Bldg & Site	292,503,194	1.0000		292,503	
		Recreation	292,503,194	0.4000		117,001	
		TOTAL PRE	217,077,816		8.0300	1,743,134	
		TOTAL Non-PRE	65,085,978		26.0300	1,694,188	
		TOTAL COMBINED	292,503,194				
Interm. School	Ottawa	Operating	1,081,124,868		5.5234		5,971,485
State Education	Michigan	Operating	1,028,829,368		6.0000		6,172,976

Totals for Taxable Status by School District	Summer	Winter	Total
Holland School District [Non-PRE]	28.8534	20.2365	49.0899
Holland School District [PRE]	19.8534	11.2365	31.0899
Holland School District [Com. Personal]	22.8534	14.2365	37.0899
Holland School District [Ind. Personal]	13.8534	11.2365	25.0899
West Ottawa School District [Non-PRE]	40.7734	6.8565	47.6299
West Ottawa School District [PRE]	22.7734	6.8565	29.6299
West Ottawa School District [Com. Personal]	28.7734	6.8565	35.6299
West Ottawa School District [Ind. Personal]	16.7734	6.8565	23.6299
West Ottawa School District [Ren. Zone]	7.3000		7.3000
Zeeland School District [Non-PRE]	28.4884	19.8715	48.3599
Zeeland School District [PRE]	19.4884	10.8715	30.3599
Zeeland School District [Com. Personal]	22.4884	13.8715	36.3599
Zeeland School District [Ind. Personal]	13.4884	10.8715	24.3599

Total: 40,166,074

NOTE 1: Industrial Personal Property is exempt from the 6 mills State Education Tax and up to 18 mills of Local School District operating millage. Commercial Personal Property is exempt from up to 12 mills of Local School District operating millage.

NOTE 2: The taxable valuations of the Senior Citizen and Disabled Family Housing parcels have been removed from this report as they are not considered Ad Valorem taxes for the tax roll.

* Includes Renaissance Zone. For an explanation of Renaissance Zones see Appendix A.

Jamestown Charter Township

2011 Ad Valorem Taxes

Taxing Entity	Name	Item of Tax	2011 Taxable Valuation	Amount of Tax Mills	Total Tax Mills	Estimate of Tax Dollars	Total Est. Tax Dollars	
County	Ottawa	Operating	267,258,215	3.6000	4.3565	962,129	1,164,309	
		E-911	267,258,215	0.4400		117,593		
		Parks	267,258,215	0.3165		84,587		
		County Drain				65,659		
Township	Jamestown	Operating	267,258,215	0.8950	4.3312	239,196	1,157,548	
		Fire	267,258,215	1.5000		400,887		
		Roads	267,258,215	1.5000		400,887		
		Library Operating	267,258,215	0.4362		116,578		
School District	Hudsonville	Operating	38,394,040	18.0000		691,092	2,737,705	
		Operating- Com. Pers.	3,570,600	6.0000		21,423		
		Debt	253,148,942	7.0000		1,772,042		
		Bldg&Site - All	253,148,942	1.0000		253,148		
		TOTAL PRE	206,310,902			8.0000		1,650,485
		TOTAL Non-PRE	38,394,040			26.0000		998,245
		TOTAL Commercial Personal	3,570,600			14.0000		49,988
TOTAL Industrial Personal	4,873,400		8.0000	38,987				
TOTAL COMBINED	253,148,942							
School District	Grandville	Operating	1,198,872	18.0000		21,579	86,480	
		Operating-Comm. Pers	0	6.0000		0		
		Debt	14,109,273	3.2000		45,149		
		Bldg & Site	14,109,273	1.4000		19,752		
		TOTAL PRE	12,910,401			4.6000		59,386
		TOTAL Non-PRE	1,198,872			22.6000		27,094
		TOTAL Commercial Personal	0			10.6000		0
TOTAL Industrial Personal	0		4.6000	0				
TOTAL COMBINED	14,109,273							
Interm. School	Ottawa	Operating	253,148,942		5.5234		1,398,242	
Interm. School	Kent	Operating	14,109,273		4.6903		66,176	
Comm. College	Grand Rapids	Operating	14,109,273		1.7865		25,206	
State Education	Michigan	Operating	262,384,815		6.0000		1,574,308	

Totals for Taxable Status by School District	Summer	Winter	Total
Hudsonville School District [Non-PRE]	28.1234	18.0877	46.2111
Hudsonville School District [PRE]	19.1234	9.0877	28.2111
Hudsonville School District [Com. Personal]	22.1234	12.0877	34.2111
Hudsonville School District [Ind. Personal]	13.1234	9.0877	22.2111
Grandville School District [Non-PRE]	38.6768	5.0877	43.7645
Grandville School District [PRE]	20.6768	5.0877	25.7645
Grandville School District [Com. Personal]	26.6768	5.0877	31.7645
Grandville School District [Ind. Personal]	14.6768	5.0877	19.7645

Total: 8,275,633

NOTE: Industrial Personal Property is exempt from the 6 mills of State Education Tax, and up to 18 mills of Local School District Operating millage. Commercial Personal Property is exempt from up to 12 mills of Local School Operating millage.

Olive Township

2011 Ad Valorem Taxes

Taxing Entity	Name	Item of Tax	2011 Taxable Valuation	Amount of Tax Mills	Total Tax Mills	Estimate of Tax Dollars	Total Est. Tax Dollars		
County	Ottawa	Operating	143,504,243	3.6000	4.3565	516,615	625,175		
		E-911	143,504,243	0.4400		63,141			
		Parks	143,504,243	0.3165		45,419			
Township	Olive	Operating	143,504,243	0.9784	3.9784	140,404	570,916		
		Roads	143,504,243	2.0000		287,008			
		Fire	143,504,243	1.0000		143,504			
School District	West Ottawa	Operating	23,275,074	18.0000		418,951	903,783		
		Operating- Com. Pers.	1,231,115	6.0000		7,386			
		Debt	65,403,595	7.0000		457,825			
		Bldg&Site - All	65,403,595	0.3000		19,621			
		TOTAL PRE		38,983,006				7.3000	284,576
		TOTAL Non-PRE		23,275,074				25.3000	588,859
		TOTAL Commercial Personal		1,231,115				13.3000	16,373
TOTAL Industrial Personal		1,914,400		7.3000	13,975				
TOTAL COMBINED		65,403,595							
School District	Zeeland	Operating	16,539,786	18.0000		297,716	932,118		
		Operating-Comm. Pers	1,209,200	6.0000		7,255			
		Debt	78,100,648	6.6300		517,807			
		Bldg & Site	78,100,648	1.0000		78,100			
		Recreation	78,100,648	0.4000		31,240			
		TOTAL PRE		55,871,662				8.0300	448,649
		TOTAL Non-PRE		16,539,786				26.0300	430,530
TOTAL Commercial Personal		1,209,200		14.0300	16,965				
TOTAL Industrial Personal		4,480,000		8.0300	35,974				
TOTAL COMBINED		78,100,648							
Interm. School	Ottawa	Operating	143,504,243		5.5234		792,631		
State Education	Michigan	Operating	137,109,843		6.0000		822,659		

Totals for Taxable Status by School District	Summer	Winter	Total
West Ottawa School District [Non-PRE]	40.4234	4.7349	45.1583
West Ottawa School District [PRE]	22.4234	4.7349	27.1583
West Ottawa School District [Com. Personal]	28.4234	4.7349	33.1583
West Ottawa School District [Ind. Personal]	16.4234	4.7349	21.1583
Zeeland School District [Non-PRE]	28.1384	17.7499	45.8883
Zeeland School District [PRE]	19.1384	8.7499	27.8883
Zeeland School District [Com. Personal]	22.1384	11.7499	33.8883
Zeeland School District [Ind. Personal]	13.1384	8.7499	21.8883

Total: **4,647,282**

NOTE: Industrial Personal Property is exempt from the 6 mills of State Education Tax, and up to 18 mills of Local School District Operating millage. Commercial Personal Property is exempt from up to 12 mills of Local School Operating millage.

Park Township

2011 Ad Valorem Taxes

Taxing Entity	Name	Item of Tax	2011 Taxable Valuation	Amount of Tax Mills	Total Tax Mills	Estimate of Tax Dollars	Total Est. Tax Dollars			
County	Ottawa	Operating	881,716,202	3.6000	4.3565	3,174,178	3,841,196			
		E-911	881,716,202	0.4400				387,955		
		Parks	881,716,202	0.3165				279,063		
		County Drain							3,637	
Township	Park	Operating	881,716,202	0.9439	3.8822	832,251	3,422,995			
		Parks	881,716,202	0.5000				440,858		
		E-Unit	881,716,202	0.6700				590,749		
		Bike Paths	881,716,202	0.4000				352,686		
		Library	881,716,202	1.2683				1,118,280		
		West Michigan Airport	881,716,202	0.1000				88,171		
Authority	Holl Swim Pool	Operating	102,280,793	0.8500	1.4600	86,938	149,329			
		Debt	102,280,793	0.6100				62,391		
School District	West Ottawa	Operating	174,059,213	18.0000		3,133,065	8,836,695			
		Operating- Com. Pers.	2,292,200	6.0000				13,753		
		Debt	779,435,409	7.0000				5,456,047		
		Bldg&Site - All	779,435,409	0.3000				233,830		
		TOTAL PRE		603,083,996					7.3000	4,402,511
		TOTAL Non-PRE		174,059,213					25.3000	4,403,698
		TOTAL Commercial Personal		2,292,200					13.3000	30,486
		TOTAL Industrial Personal		0					7.3000	0
TOTAL COMBINED		779,435,409								
School District	Holland	Operating	47,340,767	18.0000		852,133	1,600,528			
		Operating-Comm. Pers	291,100	6.0000				1,746		
		Debt	102,280,793	6.5500				669,939		
		Bldg & Site	102,280,793	0.7500				76,710		
		TOTAL PRE		54,648,926					7.3000	398,936
		TOTAL Non-PRE		47,340,767					25.3000	1,197,721
		TOTAL Commercial Personal		291,100					13.3000	3,871
		TOTAL Industrial Personal		0					7.3000	0
TOTAL COMBINED		102,280,793								
Interm. School	Ottawa	Operating	881,716,202		5.5234		4,870,071			
State Education	Michigan	Operating	881,716,202		6.0000		5,290,297			

Totals for Taxable Status by School District	Summer	Winter	Total
West Ottawa School District [Non-PRE]	40.4234	4.6387	45.0621
West Ottawa School District [PRE]	22.4234	4.6387	27.0621
West Ottawa School District [Com. Personal]	28.4234	4.6387	33.0621
West Ottawa School District [Ind. Personal]	16.4234	4.6387	21.0621
Holland School District [Non-PRE]	28.5034	18.0187	46.5221
Holland School District [PRE]	19.5034	9.0187	28.5221
Holland School District [Com. Personal]	22.5034	12.0187	34.5221
Holland School District [Ind. Personal]	13.5034	9.0187	22.5221

Total: 28,014,748

NOTE: Industrial Personal Property is exempt from the 6 mills of State Education Tax, and up to 18 mills of Local School District Operating millage. Commercial Personal Property is exempt from up to 12 mills of Local School Operating millage.

Polkton Charter Township

2011 Ad Valorem Taxes

Taxing Entity	Name	Item of Tax	2011 Taxable Valuation	Amount of Tax Mills	Total Tax Mills	Estimate of Tax Dollars	Total Est. Tax Dollars	
County	Ottawa	Operating	96,704,578	3.6000	4.3565	348,136	421,292	
		E-911	96,704,578	0.4400		42,550		
		Parks	96,704,578	0.3165		30,606		
Township	Polkton	Operating	96,704,578	0.9569	4.2041	92,536	406,554	
		Aging Council	96,704,578	0.2500		24,176		
		Fire	96,704,578	1.0000		96,704		
		Roads	96,704,578	1.9972		193,138		
Library District	Coopersville	Operating	96,704,578		0.5881		56,871	
School District	Coopersville	Operating	11,926,442	18.0000		214,675	1,061,064	
		Operating- Com. Pers.	1,004,600	6.0000		6,027		
		Debt	96,704,578	8.6900		840,362		
		TOTAL PRE		81,727,636		8.6900		710,213
		TOTAL Non-PRE		11,926,442		26.6900		318,316
		TOTAL Commercial Personal		1,004,600		14.6900		14,757
		TOTAL Industrial Personal		2,045,900		8.6900		17,778
TOTAL COMBINED		96,704,578						
Interm. School	Ottawa	Operating	96,704,578		5.5234		534,138	
State Education	Michigan	Operating	94,658,678		6.0000		567,952	

Totals for Taxable Status by School District	Summer	Winter	Total
Coopersville School District [Non-PRE] (70-120)	9.6000	37.7621	47.3621
Coopersville School District [PRE] (70-120)	9.6000	19.7621	29.3621
Coopersville School District [Com. Personal] (70-120)	9.6000	25.7621	35.3621
Coopersville School District [Ind. Personal] (70-120)	3.6000	19.7621	23.3621

Total: 3,047,871

NOTE: Industrial Personal Property is exempt from the 6 mills of State Education Tax, and up to 18 mills of Local School District Operating millage. Commercial Personal Property is exempt from up to 12 mills of Local School Operating millage.

Port Sheldon Township

2011 Ad Valorem Taxes

Taxing Entity	Name	Item of Tax	2011 Taxable Valuation	Amount of Tax Mills	Total Tax Mills	Estimate of Tax Dollars	Total Est. Tax Dollars	
County	Ottawa	Operating	646,243,072	3.6000	4.3565	2,326,475	2,815,356	
		E-911	646,243,072	0.4400		284,346		
		Parks	646,243,072	0.3165		204,535		
		County Drain				69,936		
Township	Port Sheldon	Operating	646,243,072	1.0000	1.4500	646,243	937,052	
		Fire	646,243,072	0.3500		226,185		
		Library	646,243,072	0.1000		64,624		
Library District	Loutit	Operating	460,627,643	0.9788	1.0988	450,862	506,137	
		Debt	460,627,643	0.1200		55,275		
School District	Grand Haven	Operating	395,242,976	18.0000	21.4600	7,114,373	8,713,851	
		Operating- Com. Pers.	951,200	6.0000		5,707		
		Debt	460,627,643	3.4600		1,593,771		
		TOTAL PRE	60,380,267			3.4600		208,915
		TOTAL Non-PRE	395,242,976			21.4600		8,481,914
		TOTAL Com Personal	951,200			9.4600		8,998
		TOTAL Ind Personal	4,053,200			3.4600		14,024
TOTAL COMBINED	460,627,643							
School District	West Ottawa	Operating	45,276,037	18.0000	25.3000	814,968	2,177,078	
		Operating-Comm. Pers	1,186,400	6.0000		7,118		
		Debt	185,615,429	7.0000		1,299,308		
		Bldg & Site	185,615,429	0.3000		55,684		
		TOTAL PRE	139,152,992			7.3000		1,015,816
		TOTAL Non-PRE	45,276,037			25.3000		1,145,483
		TOTAL Com Personal	1,186,400			13.3000		15,779
TOTAL Ind Personal	0		7.3000	0				
TOTAL COMBINED	185,615,429							
Interm. School	Ottawa	Operating	646,243,072		5.5234		3,569,458	
State Education	Michigan	Operating	642,189,872		6.0000		3,853,139	

Totals for Taxable Status by School District	Summer	Winter	Total
Grand Haven School District [Non-PRE]	26.8322	13.0565	39.8887
Grand Haven School District [PRE]	17.8322	4.0565	21.8887
Grand Haven School District [Com. Personal]	20.8322	7.0565	27.8887
Grand Haven School District [Ind. Personal]	11.8322	4.0565	15.8887
West Ottawa School District [Non-PRE]	40.4234	2.2065	42.6299
West Ottawa School District [PRE]	22.4234	2.2065	24.6299
West Ottawa School District [Com. Personal]	28.4234	2.2065	30.6299
West Ottawa School District [Ind. Personal]	16.4234	2.2065	18.6299

Total: 22,642,007

NOTE: Industrial Personal Property is exempt from the 6 mills of State Education Tax, and up to 18 mills of Local School District Operating millage. Commercial Personal Property is exempt from up to 12 mills of Local School Operating millage.

Robinson Township

2011 Ad Valorem Taxes

Taxing Entity	Name	Item of Tax	2011 Taxable Valuation	Amount of Tax Mills	Total Tax Mills	Estimate of Tax Dollars	Total Est. Tax Dollars
County	Ottawa	Operating	195,337,959	3.6000	4.3565	703,216	850,988
		E-911	195,337,959	0.4400		85,948	
		Parks	195,337,959	0.3165		61,824	
		County Drain				54,056	
Township	Robinson	Operating Fire	195,337,959 195,337,959	0.9047 1.5753	2.4800	176,722 307,715	484,437
Library District	Loutit	Operating Debt	195,337,959 195,337,959	0.9788 0.1200	1.0988	191,196 23,440	214,636
School District	Grand Haven	Operating	22,672,751	18.0000		408,109	982,212
		Operating- Com. Pers.	711,300	6.0000		4,267	
		Debt	164,692,751	3.4600		569,836	
		TOTAL PRE	140,954,700		3.4600	487,703	
		TOTAL Non-PRE	22,672,751		21.4600	486,557	
		TOTAL Commercial Personal	711,300		9.4600	6,728	
		TOTAL Industrial Personal	354,000		3.4600	1,224	
TOTAL COMBINED	164,692,751						
School District	Zeeland	Operating	3,885,306	18.0000		69,935	321,137
		Operating-Comm. Pers.	853,700	6.0000		5,122	
		Debt	30,645,208	6.6300		203,177	
		Bldg & Site	30,645,208	1.0000		30,645	
		Recreation	30,645,208	0.4000		12,258	
		TOTAL PRE	25,711,102		8.0300	206,460	
		TOTAL Non-PRE	3,885,306		26.0300	101,134	
TOTAL Commercial Personal	853,700		14.0300	11,977			
TOTAL Industrial Personal	195,100		8.0300	1,566			
TOTAL COMBINED	30,645,208						
Interm. School	Ottawa	Operating	195,337,959		5.5234		1,078,929
State Education	Michigan	Operating	194,788,859		6.0000		1,168,733

Totals for Taxable Status by School District	Summer	Winter	Total
Grand Haven School District [Non-PRE]	25.8534	15.0653	40.9187
Grand Haven School District [PRE]	16.8534	6.0653	22.9187
Grand Haven School District [Com. Personal]	19.8534	9.0653	28.9187
Grand Haven School District [Ind. Personal]	10.8534	6.0653	16.9187
Zeeland School District [Non-PRE]	28.1384	17.3503	45.4887
Zeeland School District [PRE]	19.1384	8.3503	27.4887
Zeeland School District [Com. Personal]	22.1384	11.3503	33.4887
Zeeland School District [Ind. Personal]	13.1384	8.3503	21.4887

Total: 5,155,128

NOTE: Industrial Personal Property is exempt from the 6 mills of State Education Tax, and up to 18 mills of Local School District Operating millage. Commercial Personal Property is exempt from up to 12 mills of Local School Operating millage.

Spring Lake Township and Village

2011 Ad Valorem Taxes

Taxing Entity	Name	Item of Tax	2011 Taxable Valuation	Amount of Tax Mills	Total Tax Mills	Estimate of Tax Dollars	Total Est. Tax Dollars
County	Ottawa	Operating	656,397,648	3.6000	4.3565	2,363,031	2,859,594
		E-911	656,397,648	0.4400		288,814	
		Parks	656,397,648	0.3165		207,749	
Township	Spring Lake	Operating	656,397,648	0.9655	1.8598	633,751	1,220,766
		Museum	656,397,648	0.2271		149,067	
		Bike Path	656,397,648	0.4200		275,687	
		Aging Council	656,397,648	0.2472		162,261	
Library District	Spring Lake	Operating	656,397,648	1.7335	2.2335	1,137,865	1,466,246
		* Debt	656,762,148	0.5000		328,381	
School District	Spring Lake	Operating	126,785,604	18.0000		2,282,140	5,400,469
		Operating- Com. Pers.	3,589,128	6.0000		21,534	
		* Debt	506,343,251	6.1160		3,096,795	
		TOTAL PRE	358,387,119		6.1160	2,191,896	
		TOTAL Non-PRE	126,785,604		24.1160	3,057,561	
		TOTAL Commercial Personal	3,589,128		12.1160	43,485	
		TOTAL Industrial Personal	17,216,900		6.1160	105,298	
		TOTAL Renaissance Zone	364,500		6.1160	2,229	
TOTAL COMBINED	506,343,251						
School District	Grand Haven	Operating	41,710,226	18.0000		750,784	1,145,883
		Operating-Comm. Pers	859,700	6.0000		5,158	
		Debt	112,699,884	3.4600		389,941	
		TOTAL PRE	68,256,658		3.4600	236,168	
		TOTAL Non-PRE	41,710,226		21.4600	895,102	
		TOTAL Commercial Personal	859,700		9.4600	8,132	
		TOTAL Industrial Personal	1,873,300		3.4600	6,481	
TOTAL COMBINED	112,699,884						
School District	Fruitport	Operating	11,412,125	18.0000		205,418	319,309
		Operating-Comm. Pers	122,400	6.0000		734	
		Debt	37,719,013	3.0000		113,157	
		TOTAL PRE	25,983,288		3.0000	77,949	
		TOTAL Non-PRE	11,412,125		21.0000	239,656	
		TOTAL Commercial Personal	122,400		9.0000	1,101	
TOTAL Industrial Personal	201,200		3.0000	603			
TOTAL COMBINED	37,719,013						
Interm. School	Ottawa	Operating	618,678,635		5.5234		3,417,209
Interm. School	Muskegon	Operating	37,719,013		3.7580		141,748
State Education	Michigan	Operating	637,106,248		6.0000		3,822,637
Village	Spring Lake	Operating	108,493,352	9.9012	11.6619	1,074,214	1,265,237
		Debt	108,493,352	0.7709		83,637	
		Harbor Transit	108,493,352	0.9898		107,386	

Totals for Taxable Status by School District	Summer	Winter	Total
Spring Lake School District [Non-PRE]	39.2394	4.8498	44.0892
Spring Lake School District [PRE]	21.2394	4.8498	26.0892
Spring Lake School District [Com. Personal]	27.2394	4.8498	32.0892
Spring Lake School District [Ind. Personal]	15.2394	4.8498	20.0892
Spring Lake School District [Renaissance Zone]	6.1160	0.5000	6.6160
Spring Lake School District [Non-PRE] in Village	50.9013	4.8498	55.7511
Spring Lake School District [PRE] in Village	32.9013	4.8498	37.7511
Spring Lake School District [Com. Personal] in Village	38.9013	4.8498	43.7511
Spring Lake School District [Ind. Personal] in Village	26.9013	4.8498	31.7511
Grand Haven School District [Non-PRE]	25.8534	15.5798	41.4332
Grand Haven School District [PRE]	16.8534	6.5798	23.4332
Grand Haven School District [Com. Personal]	19.8534	9.5798	29.4332
Grand Haven School District [Ind. Personal]	10.8534	6.5798	17.4332
Fruitport School District [Non-PRE]	34.3580	4.8498	39.2078
Fruitport School District [PRE]	16.3580	4.8498	21.2078
Fruitport School District [Com. Personal]	22.3580	4.8498	27.2078
Fruitport School District [Ind. Personal]	10.3580	4.8498	15.2078

Township Total excluding Village Tax: **19,793,861**

Village Only Total: **1,265,237**

NOTE 1: Industrial Personal Property is exempt from the 6 mills State Education Tax and up to 18 mills of Local School District operating millage. Commercial Personal Property is exempt from up to 12 mills of Local School District operating millage.
NOTE 2: The taxable valuations of the Senior Citizen and Disabled Family Housing parcels have been removed from this report as they are not considered part of the Ad Valorem tax roll.

* Includes Renaissance Zone. For an explanation of Renaissance Zones see Appendix A.

Tallmadge Charter Township

2011 Ad Valorem Taxes

Taxing Entity	Name	Item of Tax	2011 Taxable Valuation	Amount of Tax Mills	Total Tax Mills	Estimate of Tax Dollars	Total Est. Tax Dollars		
County	Ottawa	Operating	255,402,756	3.6000	4.3565	919,449	1,112,660		
		E-911	255,402,756	0.4400				112,377	
		Parks	255,402,756	0.3165				80,834	
Township	Tallmadge	Operating	255,402,756	0.9542	2.2042	243,705	562,956		
		Fire	255,402,756	0.2500				63,850	
		Police & Fire	255,402,756	0.7000				178,781	
		Library	255,402,756	0.3000				76,620	
School District	Coopersville	Operating	8,992,926	18.0000		161,872	943,567		
		Operating- Com. Pers.	315,631	6.0000				1,893	
		Debt	89,735,619	8.6900				779,802	
		TOTAL PRE		80,427,062				8.6900	698,910
		TOTAL Non-PRE		8,992,926				26.6900	240,021
		TOTAL Commercial Personal		315,631				14.6900	4,636
		TOTAL Industrial Personal		0				8.6900	0
TOTAL COMBINED		89,735,619							
School District	Grandville	Operating	34,078,409	18.0000		613,411	1,143,599		
		Operating-Comm. Pers	1,147,365	6.0000				6,884	
		* Debt	113,762,003	3.2000				364,038	
		* Bldg & Site	113,762,003	1.4000				159,266	
		TOTAL PRE		71,702,507				4.6000	329,831
		TOTAL Non-PRE		34,078,409				22.6000	770,172
		TOTAL Commercial Personal		1,147,365				10.6000	12,162
TOTAL Industrial Personal		2,868,205	4.6000	13,193					
TOTAL Renaissance Zone		3,965,517	4.6000	18,241					
TOTAL COMBINED		113,762,003							
School District	Kenowa Hills	Operating	10,215,563	18.0000		183,880	353,682		
		Operating-Comm. Pers	496,499	6.0000				2,978	
		* Debt	56,169,928	2.9700				166,824	
		TOTAL PRE		45,005,751				2.9700	133,668
		TOTAL Non-PRE		10,215,563				20.9700	214,220
		TOTAL Commercial Personal		496,499				8.9700	4,453
		TOTAL Industrial Personal		152,838				2.9700	453
TOTAL Renaissance Zone		299,277	2.9700	888					
TOTAL COMBINED		56,169,928							
Interm. School	Ottawa	Operating	89,735,619	5.5234		495,645			
Interm. School	Kent	Operating	165,667,137	4.6903		777,028			
Comm. College	Grand Rapids	Operating	165,667,137	1.7865		295,964			
State Education	Michigan	Operating	252,381,713	6.0000		1,514,290			

Totals for Taxable Status by School District	Summer	Winter	Total
Coopersville School District [Non-PRE]	9.6000	35.1741	44.7741
Coopersville School District [PRE]	9.6000	17.1741	26.7741
Coopersville School District [Com. Personal]	9.6000	23.1741	32.7741
Coopersville School District [Ind. Personal]	3.6000	17.1741	20.7741
Grandville School District [Non-PRE]	38.6768	2.9607	41.6375
Grandville School District [PRE]	20.6768	2.9607	23.6375
Grandville School District [Com. Personal]	26.6768	2.9607	29.6375
Grandville School District [Ind. Personal]	14.6768	2.9607	17.6375
Grandville School District [Ren. Zone]	4.6000	0.0000	4.6000
Kenowa Hills School District [Non-PRE]	37.0468	2.9607	40.0075
Kenowa Hills School District [PRE]	19.0468	2.9607	22.0075
Kenowa Hills School District [Com. Personal]	25.0468	2.9607	28.0075
Kenowa Hills School District [Ind. Personal]	13.0468	2.9607	16.0075
Kenowa Hills School District [Ren. Zone]	2.9700	0.0000	2.9700

Total: 7,199,391

* Includes Renaissance Zone. For an explanation of Renaissance Zones see Appendix A.

NOTE: Industrial Personal Property is exempt from the 6 mills of State Education Tax, and up to 18 mills of Local School District Operating millage. Commercial Personal Property is exempt from up to 12 mills of Local School Operating millage.

Wright Township

2011 Ad Valorem Taxes

Taxing Entity	Name	Item of Tax	2011 Taxable Valuation	Amount of Tax Mills	Total Tax Mills	Estimate of Tax Dollars	Total Est. Tax Dollars	
County	Ottawa	Operating	104,359,147	3.6000	4.3565	375,692	454,639	
		E-911	104,359,147	0.4400				45,918
		Parks	104,359,147	0.3165				33,029
Township	Wright	Operating	104,359,147	1.0059	2.0559	104,974	214,550	
		Fire	104,359,147	0.8000				83,487
		Council on Aging	104,359,147	0.2500				26,089
Library District	Coopersville	Operating	104,359,147		0.5881		61,373	
School District	Coopersville	Operating	6,956,090	18.0000		125,209	762,376	
		Operating- Com. Pers.	328,600	6.0000		1,971		
		Debt	73,095,105	8.6900		635,196		
		TOTAL PRE	64,518,415		8.6900	560,664		
		TOTAL Non-PRE	6,956,090		26.6900	185,658		
		TOTAL Commercial Personal	328,600		14.6900	4,827		
		TOTAL Industrial Personal	1,292,000		8.6900	11,227		
TOTAL COMBINED	73,095,105							
School District	Kenowa Hills	Operating	9,603,100	18.0000		172,855	271,774	
		Operating-Comm. Pers	1,510,100	6.0000		9,060		
		* Debt	30,255,592	2.9700		89,859		
		TOTAL PRE	17,247,236		2.9700	51,225		
		TOTAL Non-PRE	9,603,100		20.9700	201,377		
		TOTAL Commercial Personal	1,510,100		8.9700	13,545		
		TOTAL Industrial Personal	464,100		2.9700	1,378		
TOTAL Renaissance Zone	1,431,056		2.9700	4,250				
TOTAL COMBINED	30,255,592							
School District	Sparta	Operating	396,700	18.0000		7,140	23,663	
		Operating-Comm. Pers	7,400	6.0000		44		
		Debt	2,439,506	5.9500		14,515		
		Bldg & Site	2,439,506	0.8052		1,964		
		TOTAL PRE	2,035,406		6.7552	13,749		
		TOTAL Non-PRE	396,700		24.7552	9,820		
TOTAL Commercial Personal	7,400		12.7552	94				
TOTAL Industrial Personal	0		6.7552	0				
TOTAL COMBINED	2,439,506							
Intern. School	Ottawa	Operating	73,095,105		5.5234		403,733	
Intern. School	Kent	Operating	31,264,042		4.6903		146,637	
Comm. College	Grand Rapids	Operating	31,264,042		1.7865		55,853	
State Education	Michigan	Operating	102,603,047		6.0000		615,618	

Totals for Taxable Status by School District	Summer	Winter	Total
Coopersville School District [Non-PRE]	9.6000	35.6139	45.2139
Coopersville School District [PRE]	9.6000	17.6139	27.2139
Coopersville School District [Com. Personal]	9.6000	23.6139	33.2139
Coopersville School District [Ind. Personal]	3.6000	17.6139	21.2139
Kenowa Hills School District [Non-PRE]	37.0468	3.4005	40.4473
Kenowa Hills School District [PRE]	19.0468	3.4005	22.4473
Kenowa Hills School District [Com. Personal]	25.0468	3.4005	28.4473
Kenowa Hills School District [Ind. Personal]	13.0468	3.4005	16.4473
Kenowa Hills School District [Ren. Zone]	2.9700	0.0000	2.9700
Sparta School District [Non-PRE]	28.4544	15.7781	44.2325
Sparta School District [PRE]	19.4544	6.7781	26.2325
Sparta School District [Com. Personal]	22.4544	9.7781	32.2325
Sparta School District [Ind. Personal]	13.4544	6.7781	20.2325

Total: **3,010,216**

* Includes Renaissance Zone. For an explanation of Renaissance Zones see Appendix A.

NOTE: Industrial Personal Property is exempt from the 6 mills of State Education Tax, and up to 18 mills of Local School District Operating millage. Commercial Personal Property is exempt from up to 12 mills of Local School Operating millage.

Zeeland Charter Township

2011 Ad Valorem Taxes

Taxing Entity	Name	Item of Tax	2011 Taxable Valuation	Amount of Tax Mills	Total Tax Mills	Estimate of Tax Dollars	Total Est. Tax Dollars	
County	Ottawa	Operating	322,101,529	3.6000	4.3565	1,159,565	1,403,234	
		E-911	322,101,529	0.4400		141,724		
		Parks	322,101,529	0.3165		101,945		
Township	Zeeland	Operating	322,101,529	3.2500	6.7500	1,046,829	2,174,184	
		Roads	322,101,529	2.0000		644,203		
		Fire	322,101,529	1.5000		483,152		
School District	Zeeland	Operating	75,964,093	18.0000	8.0300	1,367,353	3,881,369	
		Operating- Com. Pers.	5,838,500	6.0000		35,031		
		* Debt	308,859,369	6.6300		2,047,737		
		* Bldg&Site - All	308,859,369	1.0000		308,859		
		Recreation	305,974,352	0.4000		122,389		
		TOTAL PRE		220,011,859				1,766,695
		TOTAL Non-PRE		75,964,093				1,977,345
		TOTAL Commercial Personal		5,838,500				81,914
		TOTAL Industrial Personal		4,159,900				33,403
		TOTAL Renaissance Zone		2,885,017				22,012
TOTAL COMBINED		308,859,369						
School District	Hudsonville	Operating	2,379,532	18.0000	8.0000	42,831	172,313	
		Operating-Comm. Pers	77,600	6.0000		465		
		Debt	16,127,177	7.0000		112,890		
		Bldg & Site	16,127,177	1.0000		16,127		
		TOTAL PRE		13,602,245				108,818
		TOTAL Non-PRE		2,379,532				61,867
		TOTAL Commercial Personal		77,600				1,086
TOTAL Industrial Personal		67,800		542				
TOTAL COMBINED		16,127,177						
Interm. School	Ottawa	Operating	322,101,529		5.5234		1,779,095	
State Education	Michigan	Operating	317,873,829		6.0000		1,907,242	

Totals for Taxable Status by School District	Summer	Winter	Total
Zeeland School District [Non-PRE]	28.1384	20.5215	48.6599
Zeeland School District [PRE]	19.1384	11.5215	30.6599
Zeeland School District [Com. Personal]	22.1384	14.5215	36.6599
Zeeland School District [Ind. Personal]	13.1384	11.5215	24.6599
Zeeland School District [Ren. Zone]	3.8150	3.8150	7.6300
Hudsonville School District [Non-PRE]	28.1234	20.5065	48.6299
Hudsonville School District [PRE]	19.1234	11.5065	30.6299
Hudsonville School District [Com. Personal]	22.1234	14.5065	36.6299
Hudsonville School District [Ind. Personal]	13.1234	11.5065	24.6299

Total: 11,317,437

* Includes Renaissance Zone. For an explanation of Renaissance Zones see Appendix A.

NOTE: Industrial Personal Property is exempt from the 6 mills of State Education Tax, and up to 18 mills of Local School District Operating millage. Commercial Personal Property is exempt from up to 12 mills of Local School Operating millage.

Coopersville City

2011 Ad Valorem Taxes

Taxing Entity	Name	Item of Tax	2011 Taxable Valuation	Amount of Tax Mills	Total Tax Mills	Estimate of Tax Dollars	Total Est. Tax Dollars				
County	Ottawa	Operating	98,212,479	3.6000	4.3565	353,564	428,479				
		Operating 75% Ren Zone	189,600	2.7000				511			
		E-911	98,212,479	0.4400				43,213			
		E-911 75% Ren Zone	189,600	0.3300				62			
		Parks	98,212,479	0.3165				31,084			
		Parks 75% Ren Zone	189,600	0.237375				45			
City	Coopersville	Charter-Operating	98,212,479	13.0000	13.9137	1,276,762	1,369,124				
		Charter-Operating 75% Ren Zone	189,600	9.7500				1,848			
		Aging Council	98,212,479	0.2500				24,553			
		Aging Council 75% Ren Zone	189,600	0.1875				35			
		* Charter-Debt	99,331,079	0.6637				65,926			
Library District	Coopersville	Operating	98,212,479		0.5881	57,758	57,841				
		Operating 75% Ren Zone	189,600		0.441075	83					
School District	Coopersville	Operating	37,079,041	18.0000		667,422	1,550,294				
		Operating 75% Ren Zone	166,500	13.5000				2,247			
		Operating- Com. Pers.	2,906,400	6.0000				17,438			
		* Debt	99,331,079	8.6900				863,187			
		TOTAL PRE		54,118,838					8.6900	470,293	
		TOTAL Non-PRE		37,079,041					26.6900	989,639	
		TOTAL Commercial Personal		2,906,400					14.6900	42,695	
		TOTAL Industrial Personal		4,108,200					8.6900	35,700	
		TOTAL Renaissance Zone exc 75%		929,000					8.6900	8,073	
		TOTAL 75% Ren Zone Real		166,500					22.1900	3,694	
		TOTAL 75% Ren Zon Ind Personal		23,100					8.6900	200	
		TOTAL COMBINED		99,331,079							
		Interm. School	Ottawa	Operating				98,212,479		5.5234	542,466
Operating 75% Ren Zone	189,600				4.14255	785					
State Education	Michigan	Operating	94,104,279		6.0000	564,625	565,374				
		Operating 75% Ren Zone	166,500		4.5000	749					

Totals for Taxable Status by School District	Summer	Winter	Total
Coopersville School District [Non-PRE]	23.5137	33.5580	57.0717
Coopersville School District [PRE]	23.5137	15.5580	39.0717
Coopersville School District [Com. Personal]	23.5137	21.5580	45.0717
Coopersville School District [Ind. Personal]	17.5137	15.5580	33.0717
Coopersville School District [Ren. Zone]	0.6637	8.6900	9.3537
Coopersville School District [75% Ren Zone-Real]	17.8012	27.34100	45.14220
Coopersville School District [75% Ren Zone-personal]	13.3012	13.84100	27.14220

Total: **4,514,363**

* Includes Renaissance Zone. For an explanation of Renaissance Zones see Appendix A.

NOTE 1: Industrial Personal Property is exempt from the 6 mills of State Education Tax, and up to 18 mills of Local School District Operating millage. Commercial Personal Property is exempt from up to 12 mills of Local School Operating millage.

NOTE 2: The taxable valuations of the Senior Citizen and Disabled Family Housing parcels have been removed from this report as they are not considered part of the Ad Valorem tax roll.

Ferrysburg City

2011 Ad Valorem Taxes

Taxing Entity	Name	Item of Tax	2011 Taxable Valuation	Amount of Tax Mills	Total Tax Mills	Estimate of Tax Dollars	Total Est. Tax Dollars	
County	Ottawa	Operating	157,384,996	3.6000	4.3565	566,585	685,646	
		E-911	157,384,996	0.4400		69,249		
		Parks	157,384,996	0.3165		49,812		
City	Ferrysburg	Charter-Operating	157,384,996	8.3576	9.0389	1,315,360	1,422,585	
		Museum	157,384,996	0.2359		37,127		
		Aging Council	157,384,996	0.2454		38,622		
		Water-Debt	157,384,996	0.2000		31,476		
Library District	Loutit	Operating	157,384,996	0.9788	1.0988	154,048	172,934	
		Debt	157,384,996	0.1200		18,886		
School District	Grand Haven	Operating	55,949,719	18.0000	21.4600	1,007,094	1,562,942	
		Operating- Com. Pers.	1,882,800	6.0000		11,296		
		Debt	157,384,996	3.4600		544,552		
		TOTAL PRE		98,255,077				339,962
		TOTAL Non-PRE		55,949,719				1,200,680
		TOTAL Commercial Personal		1,882,800				17,811
		TOTAL Industrial Personal		1,297,400				4,489
TOTAL COMBINED		157,384,996						
Interm. School	Ottawa	Operating	157,384,996		5.5234		869,300	
State Education	Michigan	Operating	156,087,596		6.0000		936,525	

Totals for Taxable Status by School District		Summer	Winter	Total
Grand Haven School District	[Non-PRE]	35.8711	11.6065	47.4776
Grand Haven School District	[PRE]	26.8711	2.6065	29.4776
Grand Haven School District	[Com. Personal]	29.8711	5.6065	35.4776
Grand Haven School District	[Ind. Personal]	20.8711	2.6065	23.4776

Total: 5,649,932

NOTE: Industrial Personal Property is exempt from the 6 mills of State Education Tax, and up to 18 mills of Local School District Operating millage. Commercial Personal Property is exempt from up to 12 mills of Local School Operating millage.

Grand Haven City

2011 Ad Valorem Taxes

Taxing Entity	Name	Item of Tax	2011 Taxable Valuation	Amount of Tax Mills	Total Tax Mills	Estimate of Tax Dollars	Total Est. Tax Dollars	
County	Ottawa	Operating	539,798,315	3.6000	4.3565	1,943,273	2,351,630	
		E-911	539,798,315	0.4400		237,511		
		Parks	539,798,315	0.3165		170,846		
City	Grand Haven	Charter-Operating	539,798,315	11.2914	14.1065	6,095,078	7,614,662	
		Transportation	539,798,315	0.5700		307,685		
		Museum	539,798,315	0.2454		132,466		
		Aging Council	539,798,315	0.2497		134,787		
		Community Center	539,798,315	0.7500		404,848		
		Debt	539,798,315	1.0000		539,798		
Library District	Loutit	Operating	539,798,315	0.9788	1.0988	528,354	593,129	
		Debt	539,798,315	0.1200		64,775		
Authority *	MSDDA	Operating	45,626,359		1.8448		84,171	
School District	Grand Haven	Operating	269,029,645	18.0000		4,842,533	6,798,590	
		Operating- Com. Pers.	14,725,950	6.0000		88,355		
		Debt	539,798,315	3.4600		1,867,702		
		TOTAL PRE		218,942,070		3.4600		757,539
		TOTAL Non-PRE		269,029,645		21.4600		5,773,376
		TOTAL Commercial Personal		14,725,950		9.4600		139,307
		TOTAL Industrial Personal		37,100,650		3.4600		128,368
		TOTAL COMBINED		539,798,315				
Interm. School	Ottawa	Operating	539,798,315		5.5234		2,981,522	
State Education	Michigan	Operating	502,697,665		6.0000		3,016,185	

* Totals for Taxable Status by School District	Summer	Winter	Total
Grand Haven School District [Non-PRE]	40.9387	11.6065	52.5452
Grand Haven School District [PRE]	31.9387	2.6065	34.5452
Grand Haven School District [Com. Personal]	34.9387	5.6065	40.5452
Grand Haven School District [Ind. Personal]	25.9387	2.6065	28.5452

Total: 23,439,889

* Millage totals listed above do not include the MSDDA amount, that millage is only spread in a portion of the city.

NOTE: Industrial Personal Property is exempt from the 6 mills of State Education Tax, and up to 18 mills of Local School District Operating millage. Commercial Personal Property is exempt from up to 12 mills of Local School Operating millage.

Holland City

2011 Ad Valorem Taxes

Taxing Entity	Name	Item of Tax	2011 Taxable Valuation	Amount of Tax Mills	Total Tax Mills	Estimate of Tax Dollars	Total Est. Tax Dollars	
County	Ottawa	Operating	649,843,976	3.6000	4.3565	2,339,438	2,831,044	
		E-911	649,843,976	0.4400		285,931		
		Parks	649,843,976	0.3165		205,675		
City	Holland	Charter-Operating	649,843,976	12.8817	14.2500	8,371,095	9,260,276	
		Library	649,843,976	1.2683		824,197		
		West Michigan Airport	649,843,976	0.1000		64,984		
Authority	Holl Swim Pool	Operating	649,832,276	0.8500	1.4600	552,357	950,479	
		* Debt	652,659,276	0.6100		398,122		
Authority	MAX Transport	Operating	649,843,976		0.3500		227,445	
Authority	Holland DDA	Operating	96,555,776		1.8333		177,015	
School District	Holland	Operating	260,118,227	18.0000		4,682,128	9,596,382	
		Operating- Com. Pers.	24,973,700	6.0000		149,842		
		* Debt	652,659,276	6.5500		4,274,918		
		* Bldg&Site - All	652,659,276	0.7500		489,494		
		TOTAL PRE		339,761,249		7.3000		2,480,257
		TOTAL Non-PRE		260,118,227		25.3000		6,580,991
		TOTAL Commercial Personal		24,973,700		13.3000		332,150
		TOTAL Industrial Personal		24,979,100		7.3000		182,347
		TOTAL Renaissance Zone		2,827,000		7.3000		20,637
		TOTAL COMBINED		652,659,276				
School District	Zeeland	Operating	11,700	18.0000		211	303	
		Operating-Comm. Pers	0	6.0000		0		
		Debt	11,700	6.6300		77		
		Bldg & Site	11,700	1.0000		11		
		Recreation	11,700	0.4000		4		
		TOTAL PRE		0		8.0300		0
		TOTAL Non-PRE		11,700		26.0300		303
TOTAL Commercial Personal		0		14.0300	0			
TOTAL Industrial Personal		0		8.0300	0			
TOTAL COMBINED		11,700						
Interm. School	Ottawa	Operating	649,843,976		5.5234		3,589,348	
State Education	Michigan	Operating	624,864,876		6.0000		3,749,189	

Totals for Taxable Status by School District		Summer	Winter	Total
Holland School District	[Non-PRE]	56.4834	0.7565	57.2399
Holland School District	[PRE]	38.4834	0.7565	39.2399
Holland School District	[Com. Personal]	44.4834	0.7565	45.2399
Holland School District	[Ind. Personal]	32.4834	0.7565	33.2399
Holland School District	[Ren. Zone]	7.9100		7.9100
Zeeland School District	[Non-PRE]	29.7234	26.7865	56.5099
Zeeland School District	[PRE]	29.7234	8.7865	38.5099
Zeeland School District	[Com. Personal]	29.7234	14.7865	44.5099
Zeeland School District	[Ind. Personal]	23.7234	8.7865	32.5099

Total: 30,381,481

Millage totals listed above do not include the Holland DDA amount, that millage is only spread in a portion of the city.

* Includes Renaissance Zone. For an explanation of Renaissance Zones see Appendix A.

NOTE 1: Industrial Personal Property is exempt from the 6 mills of State Education Tax, and up to 18 mills of Local School District Operating millage. Commercial Personal Property is exempt from up to 12 mills of Local School Operating millage.

NOTE 2: The taxable valuations of the Senior Citizen and Disabled Family Housing parcels have been removed from this report as they are not considered part of the Ad Valorem tax roll.

Hudsonville City

2011 Ad Valorem Taxes

Taxing Entity	Name	Item of Tax	2011 Taxable Valuation	Amount of Tax Mills	Total Tax Mills	Estimate of Tax Dollars	Total Est. Tax Dollars
County	Ottawa	Operating	214,010,494	3.6000	4.3565	770,437	932,335
		E-911	214,010,494	0.4400		94,164	
		Parks	214,010,494	0.3165		67,734	
		County Drain					
City	Hudsonville	Charter-Operating	214,010,494	10.7303	11.2303	2,296,396	2,403,613
		* Library-Debt	214,435,294	0.5000		107,217	
Authority **	Hudsonville DDA	Operating	14,768,385		1.0000		14,768
School District	Hudsonville	Operating	79,634,175	18.0000		1,433,415	3,183,222
		Operating- Com. Pers.	5,720,900	6.0000		34,325	
		* Debt	214,435,294	7.0000		1,501,047	
		* Bldg&Site - All	214,435,294	1.0000		214,435	
		TOTAL PRE	120,718,819		8.0000	965,750	
		TOTAL Non-PRE	79,634,175		26.0000	2,070,490	
		TOTAL Commercial Personal	5,720,900		14.0000	80,092	
		TOTAL Industrial Personal	7,936,600		8.0000	63,492	
		TOTAL Renaissance Zone	424,800		8.0000	3,398	
		TOTAL COMBINED	214,435,294				
Interm. School	Ottawa	Operating	214,010,494		5.5234		1,182,065
State Education	Michigan	Operating	206,073,894		6.0000		1,236,443

** Totals for Taxable Status by School District	Summer	Winter	Total
Hudsonville School District [Non-PRE]	39.3537	13.7565	53.1102
Hudsonville School District [PRE]	30.3537	4.7565	35.1102
Hudsonville School District [Com. Personal]	33.3537	7.7565	41.1102
Hudsonville School District [Ind. Personal]	24.3537	4.7565	29.1102
Hudsonville School District [Ren. Zone]	4.5000	4.0000	8.5000

Total: **8,955,359**

** Millage totals listed above do not include the DDA amount, that millage is only spread in a portion of the city.

* Includes Renaissance Zone. For an explanation of Renaissance Zones see Appendix A.

NOTE: Industrial Personal Property is exempt from the 6 mills of State Education Tax, and up to 18 mills of Local School District Operating millage. Commercial Personal Property is exempt from up to 12 mills of Local School Operating millage.

Zeeland City

2011 Ad Valorem Taxes

Taxing Entity	Name	Item of Tax	2011 Taxable Valuation	Amount of Tax Mills	Total Tax Mills	Estimate of Tax Dollars	Total Est. Tax Dollars		
County	Ottawa	Operating	261,475,096	3.6000	4.3565	941,310	1,139,115		
		E-911	261,475,096	0.4400		115,049			
		Parks	261,475,096	0.3165		82,756			
		County Drain				63,128			
City	Zeeland	Charter-Oper	261,475,096	10.7854	11.2354	2,820,113	2,937,776		
		Library Debt	261,475,096	0.3500		91,516			
		West Michigan Airport	261,475,096	0.1000		26,147			
School District	Zeeland	Operating	110,223,456	18.0000		1,984,022	4,116,223		
		Operating- Com. Pers.	5,426,200	6.0000		32,557			
		Debt	261,475,096	6.6300		1,733,579			
		Bldg&Site - All	261,475,096	1.0000		261,475			
		Recreation	261,475,096	0.4000		104,590			
		TOTAL PRE		91,516,940				8.0300	734,881
		TOTAL Non-PRE		110,223,456				26.0300	2,869,116
		TOTAL Commercial Personal		5,426,200				14.0300	76,129
TOTAL Industrial Personal		54,308,500		8.0300	436,097				
TOTAL COMBINED		261,475,096							
Interm. School	Ottawa	Operating	261,475,096		5.5234		1,444,231		
State Education	Michigan	Operating	207,166,596		6.0000		1,242,999		

Totals for Taxable Status by School District				Summer	Winter	Total
Zeeland School District	[Non-PRE]			52.3888	0.7565	53.1453
Zeeland School District	[PRE]			34.3888	0.7565	35.1453
Zeeland School District	[Com. Personal]			40.3888	0.7565	41.1453
Zeeland School District	[Ind. Personal]			28.3888	0.7565	29.1453

Total: 10,943,472

NOTE 1: Industrial Personal Property is exempt from the 6 mills of State Education Tax, and up to 18 mills of Local School District Operating millage. Commercial Personal Property is exempt from up to 12 mills of Local School Operating millage.

NOTE 2: The taxable valuations of the Senior Citizen and Disabled Family Housing parcels have been removed from this report as they are not considered part of the Ad Valorem tax roll.

**Combined
2011 Ad Valorem
Certified
Tax Rates**

2011 Certified Tax Rates in Ottawa County Per \$1000 Taxable Valuation

Government Unit School Code, School Name and Taxable Status	Total School	Total Intermed School	Total Education	Total Comm. College	Total District/ Authority	Total Gov't Unit	Total County	TOTAL ALL MILLS	Summer Levy	Winter Levy
Allendale Charter Township										
70040 Allendale School District [Non-PRE]	26.5900	5.5234	6.0000			2.7422	4.3565	45.2121	41.7134	3.4987
70040 Allendale School District [PRE]	8.5900	5.5234	6.0000			2.7422	4.3565	27.2121	23.7134	3.4987
70040 Allendale School District [Com. Personal]	14.5900	5.5234	6.0000			2.7422	4.3565	33.2121	29.7134	3.4987
70040 Allendale School District [Ind. Personal]	8.5900	5.5234				2.7422	4.3565	21.2121	17.7134	3.4987
70040 Allendale School District [Ren. Zone]	8.5900							8.5900	8.5900	0.0000
70190 Hudsonville School District [Non-PRE]	26.0000	5.5234	6.0000			2.7422	4.3565	44.6221	28.1234	16.4987
70190 Hudsonville School District [PRE]	8.0000	5.5234	6.0000			2.7422	4.3565	26.6221	19.1234	7.4987
70190 Hudsonville School District [Com. Personal]	14.0000	5.5234	6.0000			2.7422	4.3565	32.6221	22.1234	10.4987
70190 Hudsonville School District [Ind. Personal]	8.0000	5.5234				2.7422	4.3565	20.6221	13.1234	7.4987
Blendon Township										
70190 Hudsonville School District [Non-PRE]	26.0000	5.5234	6.0000			2.7256	4.3565	44.6055	28.1234	16.4821
70190 Hudsonville School District [PRE]	8.0000	5.5234	6.0000			2.7256	4.3565	26.6055	19.1234	7.4821
70190 Hudsonville School District [Com. Personal]	14.0000	5.5234	6.0000			2.7256	4.3565	32.6055	22.1234	10.4821
70190 Hudsonville School District [Ind. Personal]	8.0000	5.5234				2.7256	4.3565	20.6055	13.1234	7.4821
70350 Zeeland School District [Non-PRE]	26.0300	5.5234	6.0000			2.7256	4.3565	44.6355	28.1384	16.4971
70350 Zeeland School District [PRE]	8.0300	5.5234	6.0000			2.7256	4.3565	26.6355	19.1384	7.4971
70350 Zeeland School District [Com. Personal]	14.0300	5.5234	6.0000			2.7256	4.3565	32.6355	22.1384	10.4971
70350 Zeeland School District [Ind. Personal]	8.0300	5.5234				2.7256	4.3565	20.6355	13.1384	7.4971
Chester Township										
70120 Coopersville School District [Non-PRE]	26.6900	5.5234	6.0000		Coopersville Library	4.0708	4.3565	47.2288	9.6000	37.6288
70120 Coopersville School District [PRE]	8.6900	5.5234	6.0000			4.0708	4.3565	29.2288	9.6000	19.6288
70120 Coopersville School District [Com. Personal]	14.6900	5.5234	6.0000			4.0708	4.3565	35.2288	9.6000	25.6288
70120 Coopersville School District [Ind. Personal]	8.6900	5.5234				4.0708	4.3565	23.2288	3.6000	19.6288
41240 Sparta School District [Non-PRE]	24.7552	4.6903	6.0000	1.7865		4.0708	4.3565	46.2474	28.4544	17.7930
41240 Sparta School District [PRE]	6.7552	4.6903	6.0000	1.7865		4.0708	4.3565	28.2474	19.4544	8.7930
41240 Sparta School District [Com. Personal]	12.7552	4.6903	6.0000	1.7865		4.0708	4.3565	34.2474	22.4544	11.7930
41240 Sparta School District [Ind. Personal]	6.7552	4.6903	6.0000	1.7865		4.0708	4.3565	22.2474	13.4544	8.7930
41150 Kent City School District [Non-PRE]	27.2500	4.6903	6.0000	1.7865		4.0708	4.3565	48.7422	29.7018	19.0404
41150 Kent City School District [PRE]	9.2500	4.6903	6.0000	1.7865		4.0708	4.3565	30.7422	20.7018	10.0404
41150 Kent City School District [Com. Personal]	15.2500	4.6903	6.0000	1.7865		4.0708	4.3565	36.7422	23.7018	13.0404
41150 Kent City School District [Ind. Personal]	9.2500	4.6903	6.0000	1.7865		4.0708	4.3565	24.7422	14.7018	10.0404
61210 Ravenna School District [Non-PRE]	25.0000	3.7580	6.0000			4.0708	4.3565	43.7734	9.6000	34.1734
61210 Ravenna School District [PRE]	7.0000	3.7580	6.0000			4.0708	4.3565	25.7734	9.6000	16.1734
61210 Ravenna School District [Com. Personal]	13.0000	3.7580	6.0000			4.0708	4.3565	31.7734	9.6000	22.1734
61210 Ravenna School District [Ind. Personal]	7.0000	3.7580				4.0708	4.3565	19.7734	3.6000	16.1734

2011 Certified Tax Rates in Ottawa County Per \$1000 Taxable Valuation

Government Unit School Code, School Name and Taxable Status	Total School	Total Intermed School	Total Education	Total Comm. College	Total District/ Authority	Total Gov't Unit	Total County	TOTAL ALL MILLS	Summer Levy	Winter Levy
Crockery Township										
70300 Spring Lake School District [Non-PRE]	24,1160	5,5234	6,0000			2,8597	4,3565	42,8556	39,2394	3,6162
70300 Spring Lake School District [PRE]	6,1160	5,5234	6,0000			2,8597	4,3565	24,8556	21,2394	3,6162
70300 Spring Lake School District [Com. Personal]	12,1160	5,5234	6,0000			2,8597	4,3565	30,8556	27,2394	3,6162
70300 Spring Lake School District [Ind. Personal]	6,1160	5,5234	6,0000			2,8597	4,3565	18,8556	15,2394	3,6162
70120 Coopersville School District [Non-PRE]	26,6900	5,5234	6,0000			2,8597	4,3565	45,4296	9,6000	35,8296
70120 Coopersville School District [PRE]	8,6900	5,5234	6,0000			2,8597	4,3565	27,4296	9,6000	17,8296
70120 Coopersville School District [Com. Personal]	14,6900	5,5234	6,0000			2,8597	4,3565	33,4296	9,6000	23,8296
70120 Coopersville School District [Ind. Personal]	8,6900	5,5234	6,0000			2,8597	4,3565	21,4296	3,6000	17,8296
61080 Fruitport School District [Non-PRE]	21,0000	3,7580	6,0000			2,8597	4,3565	37,9742	34,3580	3,6162
61080 Fruitport School District [PRE]	3,0000	3,7580	6,0000			2,8597	4,3565	19,9742	16,3580	3,6162
61080 Fruitport School District [Com. Personal]	9,0000	3,7580	6,0000			2,8597	4,3565	25,9742	22,3580	3,6162
61080 Fruitport School District [Ind. Personal]	3,0000	3,7580	6,0000			2,8597	4,3565	13,9742	10,3580	3,6162
Georgetown Charter Township										
70175 Jenison School District [Non-PRE]	26,2500	5,5234	6,0000			2,2500	4,3565	44,3799	41,3734	3,0065
70175 Jenison School District [PRE]	8,2500	5,5234	6,0000			2,2500	4,3565	26,3799	23,3734	3,0065
70175 Jenison School District [Com. Personal]	14,2500	5,5234	6,0000			2,2500	4,3565	32,3799	29,3734	3,0065
70175 Jenison School District [Ind. Personal]	8,2500	5,5234	6,0000			2,2500	4,3565	20,3799	17,3734	3,0065
70190 Hudsonville School District [Non-PRE]	26,0000	5,5234	6,0000			2,2500	4,3565	44,1299	41,1234	16,0065
70190 Hudsonville School District [PRE]	8,0000	5,5234	6,0000			2,2500	4,3565	26,1299	19,1234	7,0065
70190 Hudsonville School District [Com. Personal]	14,0000	5,5234	6,0000			2,2500	4,3565	32,1299	22,1234	10,0065
70190 Hudsonville School District [Ind. Personal]	8,0000	5,5234	6,0000			2,2500	4,3565	20,1299	13,1234	7,0065
41130 Grandville School District [Non-PRE]	22,6000	4,6903	6,0000	1,7865		2,2500	4,3565	41,6833	38,6768	3,0065
41130 Grandville School District [PRE]	4,6000	4,6903	6,0000	1,7865		2,2500	4,3565	23,6833	20,6768	3,0065
41130 Grandville School District [Com. Personal]	10,6000	4,6903	6,0000	1,7865		2,2500	4,3565	29,6833	26,6768	3,0065
41130 Grandville School District [Ind. Personal]	4,6000	4,6903	6,0000	1,7865		2,2500	4,3565	17,6833	14,6768	3,0065
Grand Haven Charter Township										
70010 Grand Haven School District [Non-PRE]	21,4600	5,5234	6,0000		Loufit Library	4,1671	4,3565	42,6058	25,8534	16,7524
70010 Grand Haven School District [PRE]	3,4600	5,5234	6,0000			4,1671	4,3565	24,6058	16,8534	7,7524
70010 Grand Haven School District [Com. Personal]	9,4600	5,5234	6,0000			4,1671	4,3565	30,6058	19,8534	10,7524
70010 Grand Haven School District [Ind. Personal]	3,4600	5,5234	6,0000			4,1671	4,3565	18,6058	10,8534	7,7524
70010 Grand Haven School District [Ren. Zone]	3,4600	5,5234	6,0000			0,3000	4,3565	3,8800	1,7300	2,1500
Holland Charter Township										
70020 Holland School District [Non-PRE]	25,3000	5,5234	6,0000		Max Trans & Holland Pool	6,1000	4,3565	49,0899	28,8534	20,2365
70020 Holland School District [PRE]	7,3000	5,5234	6,0000			6,1000	4,3565	31,0899	19,8534	11,2365
70020 Holland School District [Com. Personal]	13,3000	5,5234	6,0000			6,1000	4,3565	37,0899	22,8534	14,2365
70020 Holland School District [Ind. Personal]	7,3000	5,5234	6,0000			6,1000	4,3565	25,0899	13,8534	11,2365
70070 West Ottawa School District [Non-PRE]	25,3000	5,5234	6,0000		Max Trans	6,1000	4,3565	47,6299	40,7734	6,8565
70070 West Ottawa School District [PRE]	7,3000	5,5234	6,0000			6,1000	4,3565	29,6299	22,7734	6,8565
70070 West Ottawa School District [Com. Personal]	13,3000	5,5234	6,0000			6,1000	4,3565	35,6299	28,7734	6,8565
70070 West Ottawa School District [Ind. Personal]	7,3000	5,5234	6,0000			6,1000	4,3565	23,6299	16,7734	6,8565
70070 West Ottawa School District [Ren Zone]	7,3000	5,5234	6,0000			6,1000	4,3565	7,3000	7,3000	0,0000

2011 Certified Tax Rates in Ottawa County Per \$1000 Taxable Valuation

Government Unit School Code, School Name and Taxable Status	Total School	Total Intermed School	Total State Education	Total Comm. College	Total District/ Authority	Total Gov't Unit	Total County	TOTAL ALL MILLS	Summer Levy	Winter Levy
Holland Charter Township (continued)										
70350 Zeeland School District [Non-PRE]	26.0300	5.5234	6.0000		Max Trans	6.1000	4.3565	48.3599	28.4884	19.8715
70350 Zeeland School District [PRE]	8.0300	5.5234	6.0000			6.1000	4.3565	30.3599	19.4884	10.8715
70350 Zeeland School District [Com. Personal]	14.0300	5.5234	6.0000			6.1000	4.3565	36.3599	22.4884	13.8715
70350 Zeeland School District [Ind. Personal]	8.0300	5.5234				6.1000	4.3565	24.3599	13.4884	10.8715
Jamestown Charter Township										
70190 Hudsonville School District [Non-PRE]	26.0000	5.5234	6.0000			4.3312	4.3565	46.2111	28.1234	18.0877
70190 Hudsonville School District [PRE]	8.0000	5.5234	6.0000			4.3312	4.3565	28.2111	19.1234	9.0877
70190 Hudsonville School District [Com. Personal]	14.0000	5.5234	6.0000			4.3312	4.3565	34.2111	22.1234	12.0877
70190 Hudsonville School District [Ind. Personal]	8.0000	5.5234				4.3312	4.3565	22.2111	13.1234	9.0877
41130 Grandville School District [Non-PRE]	22.6000	4.6903	6.0000	1.7865		4.3312	4.3565	43.7645	38.6768	5.0877
41130 Grandville School District [PRE]	4.6000	4.6903	6.0000	1.7865		4.3312	4.3565	25.7645	20.6768	5.0877
41130 Grandville School District [Com. Personal]	10.6000	4.6903	6.0000	1.7865		4.3312	4.3565	31.7645	26.6768	5.0877
41130 Grandville School District [Ind. Personal]	4.6000	4.6903		1.7865		4.3312	4.3565	19.7645	14.6768	5.0877
Olive Township										
70070 West Ottawa School District [Non-PRE]	25.3000	5.5234	6.0000			3.9784	4.3565	45.1583	40.4234	4.7349
70070 West Ottawa School District [PRE]	7.3000	5.5234	6.0000			3.9784	4.3565	27.1583	22.4234	4.7349
70070 West Ottawa School District [Com. Personal]	13.3000	5.5234	6.0000			3.9784	4.3565	33.1583	28.4234	4.7349
70070 West Ottawa School District [Ind. Personal]	7.3000	5.5234				3.9784	4.3565	21.1583	16.4234	4.7349
70350 Zeeland School District [Non-PRE]	26.0300	5.5234	6.0000			3.9784	4.3565	45.8883	28.1384	17.7499
70350 Zeeland School District [PRE]	8.0300	5.5234	6.0000			3.9784	4.3565	27.8883	19.1384	8.7499
70350 Zeeland School District [Com. Personal]	14.0300	5.5234	6.0000			3.9784	4.3565	33.8883	22.1384	11.7499
70350 Zeeland School District [Ind. Personal]	8.0300	5.5234				3.9784	4.3565	21.8883	13.1384	8.7499
Park Township										
70070 West Ottawa School District [Non-PRE]	25.3000	5.5234	6.0000			3.8822	4.3565	45.0621	40.4234	4.6387
70070 West Ottawa School District [PRE]	7.3000	5.5234	6.0000			3.8822	4.3565	27.0621	22.4234	4.6387
70070 West Ottawa School District [Com. Personal]	13.3000	5.5234	6.0000			3.8822	4.3565	33.0621	28.4234	4.6387
70070 West Ottawa School District [Ind. Personal]	7.3000	5.5234				3.8822	4.3565	21.0621	16.4234	4.6387
70020 Holland School District [Non-PRE]	25.3000	5.5234	6.0000		Holland Pool	3.8822	4.3565	46.5221	28.5034	18.0187
70020 Holland School District [PRE]	7.3000	5.5234	6.0000			3.8822	4.3565	28.5221	19.5034	9.0187
70020 Holland School District [Com. Personal]	13.3000	5.5234	6.0000			3.8822	4.3565	34.5221	22.5034	12.0187
70020 Holland School District [Ind. Personal]	7.3000	5.5234				3.8822	4.3565	22.5221	13.5034	9.0187
Polkton Charter Township										
70120 Coopersville School District [Non-PRE]	26.6900	5.5234	6.0000		Coopersville Library	4.2041	4.3565	47.3621	9.6000	37.7621
70120 Coopersville School District [PRE]	8.6900	5.5234	6.0000			4.2041	4.3565	29.3621	9.6000	19.7621
70120 Coopersville School District [Com. Personal]	14.6900	5.5234	6.0000			4.2041	4.3565	35.3621	9.6000	25.7621
70120 Coopersville School District [Ind. Personal]	8.6900	5.5234				4.2041	4.3565	23.3621	3.6000	19.7621

2011 Certified Tax Rates in Ottawa County Per \$1000 Taxable Valuation

Government Unit School Code, School Name and Taxable Status	Total				Total State Education	Total Comm. College	Total District/ Authority	Total Gov't Unit	Total County	TOTAL ALL MILLS	Summer Levy	Winter Levy
	Total School	Total Intermed School	Total Education	Total Comm. College								
Port Sheldon Township												
70010 Grand Haven School District [Non-PRE]	21,4600	5,5234	6,0000		1,0988	Louitit Library	1,4500	4,3565	39,8887	26,8322	13,0565	
70010 Grand Haven School District [PRE]	3,4600	5,5234	6,0000		1,0988		1,4500	4,3565	21,8887	17,8322	4,0565	
70010 Grand Haven School District [Com. Personal]	9,4600	5,5234	6,0000		1,0988		1,4500	4,3565	27,8887	20,8322	7,0565	
70010 Grand Haven School District [Ind. Personal]	3,4600	5,5234	6,0000		1,0988		1,4500	4,3565	15,8887	11,8322	4,0565	
70070 West Ottawa School District [Non-PRE]	25,3000	5,5234	6,0000				1,4500	4,3565	42,6299	40,4234	2,2065	
70070 West Ottawa School District [PRE]	7,3000	5,5234	6,0000				1,4500	4,3565	24,6299	22,4234	2,2065	
70070 West Ottawa School District [Com. Personal]	13,3000	5,5234	6,0000				1,4500	4,3565	30,6299	28,4234	2,2065	
70070 West Ottawa School District [Ind. Personal]	7,3000	5,5234	6,0000				1,4500	4,3565	18,6299	16,4234	2,2065	
Robinson Township												
70010 Grand Haven School District [Non-PRE]	21,4600	5,5234	6,0000		1,0988	Louitit Library	2,4800	4,3565	40,9187	25,8534	15,0653	
70010 Grand Haven School District [PRE]	3,4600	5,5234	6,0000		1,0988		2,4800	4,3565	22,9187	16,8534	6,0653	
70010 Grand Haven School District [Com. Personal]	9,4600	5,5234	6,0000		1,0988		2,4800	4,3565	28,9187	19,8534	9,0653	
70010 Grand Haven School District [Ind. Personal]	3,4600	5,5234	6,0000		1,0988		2,4800	4,3565	16,9187	10,8534	6,0653	
70350 Zeeland School District [Non-PRE]	26,0300	5,5234	6,0000		1,0988		2,4800	4,3565	45,4887	28,1384	17,3503	
70350 Zeeland School District [PRE]	8,0300	5,5234	6,0000		1,0988		2,4800	4,3565	27,4887	19,1384	8,3503	
70350 Zeeland School District [Com. Personal]	14,0300	5,5234	6,0000		1,0988		2,4800	4,3565	33,4887	22,1384	11,3503	
70350 Zeeland School District [Ind. Personal]	8,0300	5,5234	6,0000		1,0988		2,4800	4,3565	21,4887	13,1384	8,3503	
Spring Lake Township & Village												
70300 Spring Lake School District [Non-PRE]	24,1160	5,5234	6,0000		2,2335	Spring Lake Library	1,8598	4,3565	44,0892	39,2394	4,8498	
70300 Spring Lake School District [PRE]	6,1160	5,5234	6,0000		2,2335		1,8598	4,3565	26,0892	21,2394	4,8498	
70300 Spring Lake School District [Com. Personal]	12,1160	5,5234	6,0000		2,2335		1,8598	4,3565	32,0892	27,2394	4,8498	
70300 Spring Lake School District [Ind. Personal]	6,1160	5,5234	6,0000		2,2335		1,8598	4,3565	20,0892	15,2394	4,8498	
70300 Spring Lake School District [Ren Zone]	6,1160	5,5234	6,0000		0,5000				6,6160	6,1160	0,5000	
70300 Spring Lake School [Non-PRE] in Village	24,1160	5,5234	6,0000		2,2335		13,5217	4,3565	55,7511	50,9013	4,8498	
70300 Spring Lake School [PRE] in Village	6,1160	5,5234	6,0000		2,2335		13,5217	4,3565	37,7511	32,9013	4,8498	
70300 Spring Lake School [Com. Personal] in Village	12,1160	5,5234	6,0000		2,2335		13,5217	4,3565	43,7511	38,9013	4,8498	
70300 Spring Lake School [Ind. Personal] in Village	6,1160	5,5234	6,0000		2,2335		13,5217	4,3565	31,7511	26,9013	4,8498	
70010 Grand Haven School District [Non-PRE]	21,4600	5,5234	6,0000		2,2335		1,8598	4,3565	41,4332	25,8534	15,5798	
70010 Grand Haven School District [PRE]	3,4600	5,5234	6,0000		2,2335		1,8598	4,3565	23,4332	16,8534	6,5798	
70010 Grand Haven School District [Com. Personal]	9,4600	5,5234	6,0000		2,2335		1,8598	4,3565	29,4332	19,8534	9,5798	
70010 Grand Haven School District [Ind. Personal]	3,4600	5,5234	6,0000		2,2335		1,8598	4,3565	17,4332	10,8534	6,5798	
61080 Fruitport School District [Non-PRE]	21,0000	3,7580	6,0000		2,2335		1,8598	4,3565	39,2078	34,3580	4,8498	
61080 Fruitport School District [PRE]	3,0000	3,7580	6,0000		2,2335		1,8598	4,3565	21,2078	16,3580	4,8498	
61080 Fruitport School District [Com. Personal]	9,0000	3,7580	6,0000		2,2335		1,8598	4,3565	27,2078	22,3580	4,8498	
61080 Fruitport School District [Ind. Personal]	3,0000	3,7580	6,0000		2,2335		1,8598	4,3565	15,2078	10,3580	4,8498	

2011 Certified Tax Rates in Ottawa County Per \$1000 Taxable Valuation

Government Unit School Code, School Name and Taxable Status	Total School	Total Intermed School	Total Education	Total Comm. College	Total District/ Authority	Total Gov't Unit	Total County	TOTAL ALL MILLS	Summer Levy	Winter Levy
Tallmadge Charter Township										
70120 Coopersville School District [Non-PRE]	26.6900	5.5234	6.0000			2.2042	4.3565	44.7741	9.6000	35.1741
70120 Coopersville School District [PRE]	8.6900	5.5234	6.0000			2.2042	4.3565	26.7741	9.6000	17.1741
70120 Coopersville School District [Com. Personal]	14.6900	5.5234	6.0000			2.2042	4.3565	32.7741	9.6000	23.1741
70120 Coopersville School District [Ind. Personal]	8.6900	5.5234				2.2042	4.3565	20.7741	3.6000	17.1741
41130 Grandville School District [Non-PRE]	22.6000	4.6903	6.0000	1.7865		2.2042	4.3565	41.6375	38.6768	2.9607
41130 Grandville School District [PRE]	4.6000	4.6903	6.0000	1.7865		2.2042	4.3565	23.6375	20.6768	2.9607
41130 Grandville School District [Com. Personal]	10.6000	4.6903	6.0000	1.7865		2.2042	4.3565	29.6375	26.6768	2.9607
41130 Grandville School District [Ind. Personal]	4.6000	4.6903		1.7865		2.2042	4.3565	17.6375	14.6768	2.9607
41130 Grandville School District [Ren Zone]	4.6000							4.6000	4.6000	0.0000
41145 Kenowa Hills School District [Non-PRE]	20.9700	4.6903	6.0000	1.7865		2.2042	4.3565	40.0075	37.0468	2.9607
41145 Kenowa Hills School District [PRE]	2.9700	4.6903	6.0000	1.7865		2.2042	4.3565	22.0075	19.0468	2.9607
41145 Kenowa Hills School District [Com. Personal]	8.9700	4.6903	6.0000	1.7865		2.2042	4.3565	28.0075	25.0468	2.9607
41145 Kenowa Hills School District [Ind. Personal]	2.9700	4.6903		1.7865		2.2042	4.3565	16.0075	13.0468	2.9607
41145 Kenowa Hills School District [Ren Zone]	2.9700							2.9700	2.9700	0.0000
Wright Township										
70120 Coopersville School District [Non-PRE]	26.6900	5.5234	6.0000		Coopersville Library	2.0559	4.3565	45.2139	9.6000	35.6139
70120 Coopersville School District [PRE]	8.6900	5.5234	6.0000			2.0559	4.3565	27.2139	9.6000	17.6139
70120 Coopersville School District [Com. Personal]	14.6900	5.5234	6.0000			2.0559	4.3565	33.2139	9.6000	23.6139
70120 Coopersville School District [Ind. Personal]	8.6900	5.5234				2.0559	4.3565	21.2139	3.6000	17.6139
41145 Kenowa Hills School District [Non-PRE]	20.9700	4.6903	6.0000	1.7865		2.0559	4.3565	40.4473	37.0468	3.4005
41145 Kenowa Hills School District [PRE]	2.9700	4.6903	6.0000	1.7865		2.0559	4.3565	22.4473	19.0468	3.4005
41145 Kenowa Hills School District [Com. Personal]	8.9700	4.6903	6.0000	1.7865		2.0559	4.3565	28.4473	25.0468	3.4005
41145 Kenowa Hills School District [Ind. Personal]	2.9700	4.6903		1.7865		2.0559	4.3565	16.4473	13.0468	3.4005
41145 Kenowa Hills School District [Ren Zone]	2.9700							2.9700	2.9700	0.0000
41240 Sparta School District [Non-PRE]	24.7552	4.6903	6.0000	1.7865		2.0559	4.3565	44.2325	28.4544	15.7781
41240 Sparta School District [PRE]	6.7552	4.6903	6.0000	1.7865		2.0559	4.3565	26.2325	19.4544	6.7781
41240 Sparta School District [Com. Personal]	12.7552	4.6903	6.0000	1.7865		2.0559	4.3565	32.2325	22.4544	9.7781
41240 Sparta School District [Ind. Personal]	6.7552	4.6903		1.7865		2.0559	4.3565	20.2325	13.4544	6.7781
Zeeland Charter Township										
70350 Zeeland School District [Non-PRE]	26.0300	5.5234	6.0000			6.7500	4.3565	48.6599	28.1384	20.5215
70350 Zeeland School District [PRE]	8.0300	5.5234	6.0000			6.7500	4.3565	30.6599	19.1384	11.5215
70350 Zeeland School District [Com. Personal]	14.0300	5.5234	6.0000			6.7500	4.3565	36.6599	22.1384	14.5215
70350 Zeeland School District [Ind. Personal]	8.0300	5.5234				6.7500	4.3565	24.6599	13.1384	11.5215
70350 Zeeland School District [Ren Zone]	7.6300							7.6300	3.8150	3.8150
70190 Hudsonville School District [Non-PRE]	26.0000	5.5234	6.0000			6.7500	4.3565	48.6299	28.1234	20.5065
70190 Hudsonville School District [PRE]	8.0000	5.5234	6.0000			6.7500	4.3565	30.6299	19.1234	11.5065
70190 Hudsonville School District [Com. Personal]	14.0000	5.5234	6.0000			6.7500	4.3565	36.6299	22.1234	14.5065
70190 Hudsonville School District [Ind. Personal]	8.0000	5.5234				6.7500	4.3565	24.6299	13.1234	11.5065

2011 Certified Tax Rates in Ottawa County Per \$1000 Taxable Valuation

Government Unit School Code, School Name and Taxable Status	Total			Total State Education	Total Comm. College	Total District/ Authority	Total Gov't Unit	Total County	TOTAL ALL MILLS	Summer Levy	Winter Levy
	Total School	Total Intermed School	Total Education								
Coopersville City											
70120 Coopersville School District [Non-PRE]	26.6900	5.5234	6.0000			Coopersville Library	13.9137	4.3565	57.0717	23.5137	33.5580
70120 Coopersville School District [PRE]	8.6900	5.5234	6.0000				13.9137	4.3565	39.0717	23.5137	15.5580
70120 Coopersville School District [Com. Personal]	14.6900	5.5234	6.0000				13.9137	4.3565	45.0717	23.5137	21.5580
70120 Coopersville School District [Ind. Personal]	8.6900	5.5234					13.9137	4.3565	33.0717	17.5137	15.5580
70120 Coopersville School District [Ren Zone]	8.6900						0.6637		9.3537	0.6637	8.6900
70120 Coopersville [Ren Zone Real-Pay 75%]	22.1900	4.14255	4.5000				10.6012	3.267375	45.14220	17.8012	27.34100
70120 Coopersville [Ren Zone Personal-Pay 75%]	8.6900	4.14255					10.6012	3.267375	27.14220	13.3012	13.84100
Ferrysburg City											
70010 Grand Haven School District [Non-PRE]	21.4600	5.5234	6.0000			Loufit Library	9.0389	4.3565	47.4776	35.8711	11.6065
70010 Grand Haven School District [PRE]	3.4600	5.5234	6.0000				9.0389	4.3565	29.4776	26.8711	2.6065
70010 Grand Haven School District [Com. Personal]	9.4600	5.5234	6.0000				9.0389	4.3565	35.4776	29.8711	5.6065
70010 Grand Haven School District [Ind. Personal]	3.4600	5.5234					9.0389	4.3565	23.4776	20.8711	2.6065
Grand Haven City											
70010 Grand Haven School District [Non-PRE]	21.4600	5.5234	6.0000			Loufit Library	14.1065	4.3565	52.5452	40.9387	11.6065
70010 Grand Haven School District [PRE]	3.4600	5.5234	6.0000				14.1065	4.3565	34.5452	31.9387	2.6065
70010 Grand Haven School District [Com. Personal]	9.4600	5.5234	6.0000				14.1065	4.3565	40.5452	34.9387	5.6065
70010 Grand Haven School District [Ind. Personal]	3.4600	5.5234					14.1065	4.3565	28.5452	25.9387	2.6065
Holland City											
70020 Holland School District [Non-PRE]	25.3000	5.5234	6.0000			Max Trans & Holland Pool	14.2500	4.3565	57.2399	56.4834	0.7565
70020 Holland School District [PRE]	7.3000	5.5234	6.0000				14.2500	4.3565	39.2399	38.4834	0.7565
70020 Holland School District [Com. Personal]	13.3000	5.5234	6.0000				14.2500	4.3565	45.2399	44.4834	0.7565
70020 Holland School District [Ind. Personal]	7.3000	5.5234					14.2500	4.3565	33.2399	32.4834	0.7565
70020 Holland School District [Renaissance Zone]	7.3000					Holland Pool District	0.6100		7.9100	7.9100	0.0000
70350 Zeeland School District [Non-PRE]	26.0300	5.5234	6.0000			Max Transport	14.2500	4.3565	56.5099	29.7234	26.7865
70350 Zeeland School District [PRE]	8.0300	5.5234	6.0000				14.2500	4.3565	38.5099	29.7234	8.7865
70350 Zeeland School District [Com. Personal]	14.0300	5.5234	6.0000				14.2500	4.3565	44.5099	29.7234	14.7865
70350 Zeeland School District [Ind. Personal]	8.0300	5.5234					14.2500	4.3565	32.5099	23.7234	8.7865
Hudsonville City											
70190 Hudsonville School District [Non-PRE]	26.0000	5.5234	6.0000				11.2303	4.3565	53.1102	39.3537	13.7565
70190 Hudsonville School District [PRE]	8.0000	5.5234	6.0000				11.2303	4.3565	35.1102	30.3537	4.7565
70190 Hudsonville School District [Com. Personal]	14.0000	5.5234	6.0000				11.2303	4.3565	41.1102	33.3537	7.7565
70190 Hudsonville School District [Ind. Personal]	8.0000	5.5234					11.2303	4.3565	29.1102	24.3537	4.7565
70190 Hudsonville School District [Ren Zone]	8.0000						0.5000		8.5000	4.5000	4.0000
Zeeland City											
70350 Zeeland School District [Non-PRE]	26.0300	5.5234	6.0000				11.2354	4.3565	53.1453	52.3888	0.7565
70350 Zeeland School District [PRE]	8.0300	5.5234	6.0000				11.2354	4.3565	35.1453	34.3888	0.7565
70350 Zeeland School District [Com. Personal]	14.0300	5.5234	6.0000				11.2354	4.3565	41.1453	40.3888	0.7565
70350 Zeeland School District [Ind. Personal]	8.0300	5.5234					11.2354	4.3565	29.1453	28.3888	0.7565

Combined

2011 Ad Valorem Taxes

in

Tax Dollars

- **Schools**
- **State Education, Intermediate Schools, Community College**
- **Libraries**
- **Authorities**

2011 Estimate of School Tax Dollars

GOVERNMENT UNITS IN SCHOOL DISTRICTS

SCHOOL DISTRICT	GOVERNMENT UNIT	TOTAL TAXABLE including Ren Zone	TOTAL OPERATING	TOTAL DEBT	TOTAL B & S	TOTAL RECREATION	GRAND TOTAL
Ottawa Area Intermediate School District							
Allendale 70-040	Allendale Charter Twp.	376,417,159	2,491,039	3,233,423			5,724,462
Coopersville 70-120	Chester Twp.	19,628,866	39,828	170,574			210,402
	Crockery Twp.	205,816	16	1,788			1,804
	Polkton Charter Twp.	96,704,578	220,702	840,362			1,061,064
	Tallmadge Charter Twp.	89,735,619	163,765	779,802			943,567
	Wright Twp.	73,095,105	127,180	635,196			762,376
Coopersville City	* 99,331,079	687,107	863,187			1,550,294	
TOTAL		378,701,063	1,238,598	3,290,909			4,529,507
Grand Haven 70-010	Grand Haven Charter Twp.	641,370,381	3,021,918	2,219,141			5,241,059
	Port Sheldon Twp.	460,627,643	7,120,080	1,593,771			8,713,851
	Robinson Twp.	164,692,751	412,376	569,836			982,212
	Spring Lake Twp.	112,699,884	755,942	389,941			1,145,883
	Ferrysburg City	157,384,996	1,018,390	544,552			1,562,942
	Grand Haven City	* 539,798,315	4,930,888	1,867,702			6,798,590
TOTAL		2,076,573,970	17,259,594	7,184,943			24,444,537
Holland 70-020	Holland Charter Twp.	30,527,848	442,454	199,957	22,895		665,306
	Park Twp.	102,280,793	853,879	669,939	76,710		1,600,528
	Holland City	* 652,659,276	4,831,970	4,274,918	489,494		9,596,382
	TOTAL		6,128,303	5,144,814	589,099		11,862,216

GOVERNMENT UNITS IN SCHOOL DISTRICTS

SCHOOL DISTRICT	GOVERNMENT UNIT	TOTAL TAXABLE including Ren Zone	TOTAL OPERATING	TOTAL DEBT	TOTAL B & S	TOTAL RECREATION	GRAND TOTAL
Hudsonville 70-190	Allendale Charter Twp.	143,227	0	1,002	143		1,145
	Blendon Twp.	126,873,981	267,669	888,117	126,873		1,282,659
	Georgetown Charter Twp.	576,901,674	1,625,583	4,038,311	576,901		6,240,795
	Jamestown Charter Twp.	253,148,942	712,515	1,772,042	253,148		2,737,705
	Zeeland Charter Twp.	16,127,177	43,296	112,890	16,127		172,313
	Hudsonville City	214,435,294	1,467,740	1,501,047	214,435		3,183,222
	TOTAL	1,187,630,295	4,116,803	8,313,409	1,187,627		13,617,839
Jenison 70-175	Georgetown Charter Twp.	781,231,110	2,824,139	6,445,156			9,269,295
Spring Lake 70-300	Crockery Twp.	80,153,891	339,160	490,221			829,381
	Spring Lake Twp.	506,343,251	2,303,674	3,096,795			5,400,469
	TOTAL	586,497,142	2,642,834	3,587,016			6,229,850
West Ottawa 70-070	Holland Charter Twp.	759,229,526	6,493,899	5,314,606	227,768		12,036,273
	Olive Twp.	65,403,595	426,337	457,825	19,621		903,783
	Park Twp.	779,435,409	3,146,818	5,456,047	233,830		8,836,695
	Port Sheldon Twp.	185,615,429	822,086	1,299,308	55,684		2,177,078
	TOTAL	1,789,683,959	10,889,140	12,527,786	536,903		23,953,829
Zeeland 70-350	Blendon Twp.	77,598,138	144,364	514,475	77,598	31,039	767,476
	Holland Charter Twp.	292,503,194	1,194,710	1,939,296	292,503	117,001	3,543,510
	Olive Twp.	78,100,648	304,971	517,807	78,100	31,240	932,118
	Robinson Twp.	30,645,208	75,057	203,177	30,645	12,258	321,137
	Zeeland Charter Twp.	308,859,369	1,402,384	2,047,737	308,859	122,389	3,881,369
	Holland City	11,700	211	77	11	4	303
	TOTAL	261,475,096	2,016,579	1,733,579	261,475	104,590	4,116,223
	1,049,193,353	5,138,276	6,956,148	1,049,191	418,521	13,562,136	
Total Ottawa Intermediate School District - Ottawa County Only		9,011,395,968					

GOVERNMENT UNITS IN SCHOOL DISTRICTS

SCHOOL DISTRICT	GOVERNMENT UNIT	TOTAL TAXABLE including Ren Zone	TOTAL OPERATING	TOTAL DEBT	TOTAL B & S	TOTAL RECREATION	GRAND TOTAL
Kent Intermediate School District							
Grandville 41-130	Georgetown Charter Twp. Jamestown Charter Twp. Tallmadge Charter Twp. TOTAL	38,053,794 14,109,273 <u>113,762,003</u> 165,925,070	42,686 21,579 <u>620,295</u> 684,560	121,772 45,149 <u>364,038</u> 530,959	53,275 19,752 <u>159,266</u> 232,293		217,733 86,480 <u>1,143,599</u> 1,447,812
Kenowa Hills 41-145	Tallmadge Charter Twp. Wright Twp. TOTAL	56,169,928 <u>30,255,592</u> 86,425,520	186,858 <u>181,915</u> 368,773	166,824 <u>89,859</u> 256,683			353,682 <u>271,774</u> 625,456
Kent City 41-150	Chester Twp.	6,040,242	9,361	49,831	6,040		65,232
Sparta 41-240	Chester Twp. Wright Twp. TOTAL	29,232,374 <u>2,439,506</u> 31,671,880	144,548 <u>7,184</u> 151,732	173,932 <u>14,515</u> 188,447	23,537 <u>1,964</u> 25,501		342,017 <u>23,663</u> 365,680
Total Kent Intermediate School District Ottawa County Only		290,062,712					
Muskegon Area Intermediate School District							
Fruitport 61-080	Crockery Twp. Spring Lake Twp. TOTAL	42,912,309 <u>37,719,013</u> 80,631,322	155,347 <u>206,152</u> 361,499	128,736 <u>113,157</u> 241,893			284,083 <u>319,309</u> 603,392
Ravenna 61-210	Chester Twp.	19,842,733	46,845	138,899			185,744
Total Muskegon Area Intermediate School District-Ottawa County Only		100,474,055					
GRAND TOTAL (Ottawa, Kent, Muskegon Intermediate School Districts)		<u><u>9,401,932,735</u></u>					* The taxable value of Senior Citizen & Disabled Family Housing parcels have been subtracted from the total taxable values because those parcels are not considered part of the Ad Valorem tax roll.

2011 Estimate of Library & Authority Dollars

GOVERNMENT UNITS IN DISTRICT LIBRARIES AND AUTHORITIES

LIBRARY OR AUTHORITY	GOVERNMENT UNIT	TOTAL TAXABLE	TOTAL OPERATING	TOTAL DEBT	TOTAL DOLLARS
Loutit Library	Grand Haven Charter Twp	641,370,381	627,352	76,964	704,316
	Robinson Township	195,337,959	191,196	23,440	214,636
	Ferrysburg City	157,384,996	154,048	18,886	172,934
	Grand Haven City	539,798,315	528,354	64,775	593,129
	Port Sheldon Twp (Grand Haven School District only)	<u>460,627,643</u>	<u>450,862</u>	<u>55,275</u>	<u>506,137</u>
	TOTAL	1,994,519,294	1,951,812	239,340	2,191,152
Coopersville Area Library	Chester Township	74,744,215	43,957		43,957
	Polkton Charter Township	96,704,578	56,871		56,871
	Wright Township	105,790,203	61,373		61,373
	Coopersville City	* 99,331,079	57,841		57,841
	TOTAL	376,570,075	220,042		220,042
Spring Lake Library	Spring Lake Township	* 656,762,148	1,137,865	328,381	1,466,246

Macatawa Area Express Transportation Authority

Ottawa County Portion Only	Holland Charter Township	* 1,082,260,568	378,393		378,393
	Holland City	* <u>652,670,976</u>	<u>227,445</u>		<u>227,445</u>
	TOTAL	1,734,931,544	605,838		605,838

Holland Area Swimming Pool Authority

Ottawa County Portion Only	Holland Charter Township	30,527,848	25,948	18,621	44,569
	Park Township	102,280,793	86,938	62,391	149,329
	Holland City	* <u>652,659,276</u>	<u>552,357</u>	<u>398,122</u>	<u>950,479</u>
	TOTAL	785,467,917	665,243	479,134	1,144,377

Downtown Development Authorities

MSDDA DDA DDA	Grand Haven City	45,626,359	84,171		84,171
	Holland City	96,555,776	177,015		177,015
	Hudsonville City	14,768,385	14,768		14,768

* The taxable values of Senior Citizen & Disabled Family Housing parcels have been subtracted from the total taxable values because those parcels are not considered part of the Ad Valorem tax roll.

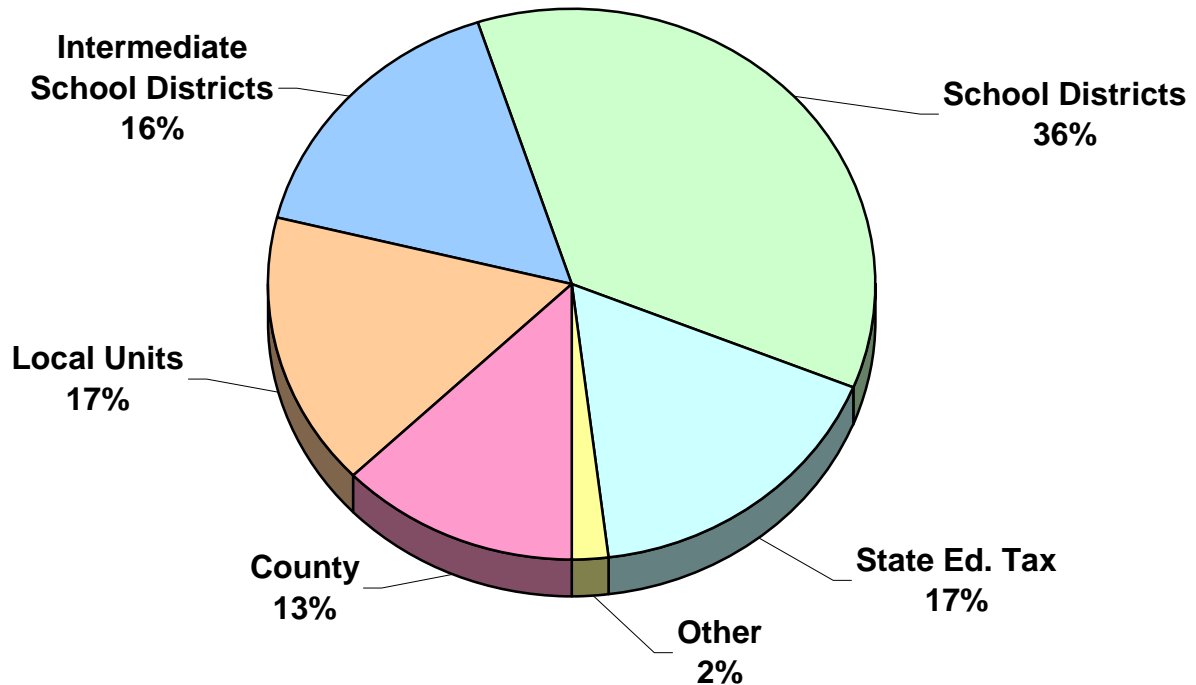
2011 Estimate of Tax Dollars for State Education, Intermediate Schools, and Community College

Government Unit	State Ed Taxable Value	State Ed Tax Dollars	Ottawa ISD Taxable Value	Ottawa ISD Tax Dollars	Muskegon ISD Taxable Value	Muskegon ISD Tax Dollars	Kent ISD & GRCC Taxable Value	Kent ISD Tax Dollars	GR Comm. College
Allendale Charter Township	370,660,807	2,223,964	374,290,607	2,067,356					
Blendon Township	203,754,919	1,222,529	204,472,119	1,129,381					
Chester Township	74,620,315	447,721	19,628,866	108,418	19,842,733	74,568	35,272,616	165,439	63,014
Crockery Township	122,860,516	737,163	80,359,707	443,858	42,912,309	161,264			
Georgetown Charter Township	1,393,120,578	8,358,723	1,358,132,784	7,501,510			38,053,794	178,483	67,983
Grand Haven Charter Township	624,340,181	3,746,041	640,940,781	3,540,172					
Holland Charter Township	1,028,829,368	6,172,976	1,081,124,868	5,971,485					
Jamestown Charter Township	262,384,815	1,574,308	253,148,942	1,398,242			14,109,273	66,176	25,206
Olive Township	137,109,843	822,659	143,504,243	792,631					
Park Township	881,716,202	5,290,297	881,716,202	4,870,071					
Polkton Charter Township	94,658,678	567,952	96,704,578	534,138					
Port Sheldon Township	642,189,872	3,853,139	646,243,072	3,569,458					
Robinson Township	194,788,859	1,168,733	195,337,959	1,078,929					
Spring Lake Township	637,106,248	3,822,637	618,678,635	3,417,209	37,719,013	141,748			
Tallmadge Charter Township	252,381,713	1,514,290	89,735,619	495,645			165,667,137	777,028	295,964
Wright Township	102,603,047	615,618	73,095,105	403,733			31,264,042	146,637	55,853
Zeeland Charter Township	317,873,829	1,907,242	322,101,529	1,779,095					
Coopersville City	94,270,779	565,374	98,402,079	543,251					
Ferrysburg City	156,087,596	936,525	157,384,996	869,300					
Grand Haven City	502,697,665	3,016,185	539,798,315	2,981,522					
Holland City	624,864,876	3,749,189	649,843,976	3,589,348					
Hudsonville City	206,073,894	1,236,443	214,010,494	1,182,065					
Zeeland City	207,166,596	1,242,999	261,475,096	1,444,231					
Totals	9,132,161,196	54,792,707	9,000,130,572	49,711,048	100,474,055	377,580	284,366,862	1,333,763	508,020

Total Estimated 2011 Tax Dollars

Summarized by Individual Taxing Entity

Ottawa County	40,885,384	Ottawa Intermediate School	49,711,048
Ottawa County District Drain	429,139	Muskegon Intermediate School	377,580
Allendale Charter Township	1,026,379	Kent Intermediate School	1,333,763
Blendon Township	557,308	Allendale School District	5,724,462
Chester Township	304,268	Coopersville School District	4,529,507
Crockery Township	352,519	Grand Haven School District	24,444,537
Georgetown Charter Township	3,141,419	Holland School District	11,862,216
Grand Haven Charter Township	2,670,991	Hudsonville School District	13,617,839
Holland Charter Township	6,594,860	Jenison School District	9,269,295
Jamestown Charter Township	1,157,548	Spring Lake School District	6,229,850
Olive Township	570,916	West Ottawa School District	23,953,829
Park Township	3,422,995	Zeeland School District	13,562,136
Polkton Charter Township	406,554	Grandville School District	1,447,812
Port Sheldon Township	937,052	Kenowa Hills School District	625,456
Robinson Township	484,437	Kent City School District	65,232
Spring Lake Township	1,220,766	Sparta School District	365,680
Tallmadge Charter Twp	562,956	Fruitport School District	603,392
Wright Township	214,550	Ravenna School District	185,744
Zeeland Charter Township	2,174,184	Michigan Education Tax	54,792,707
Coopersville City	1,369,124	Grand Rapids Community College	508,020
Ferrysburg City	1,422,585	Loutit Library	2,191,152
Grand Haven City	7,614,662	Coopersville Area Library	220,042
Holland City	9,260,276	Spring Lake Library	1,466,246
Hudsonville City	2,403,613	MAX Transport	605,838
Zeeland City	2,937,776	Holland Area Community Pool	1,144,377
Spring Lake Village	1,265,237	Grand Haven City MSDDA	84,171
		Holland City DDA	177,015
		Hudsonville City DDA	14,768
		Total All Taxing Entities	322,501,212

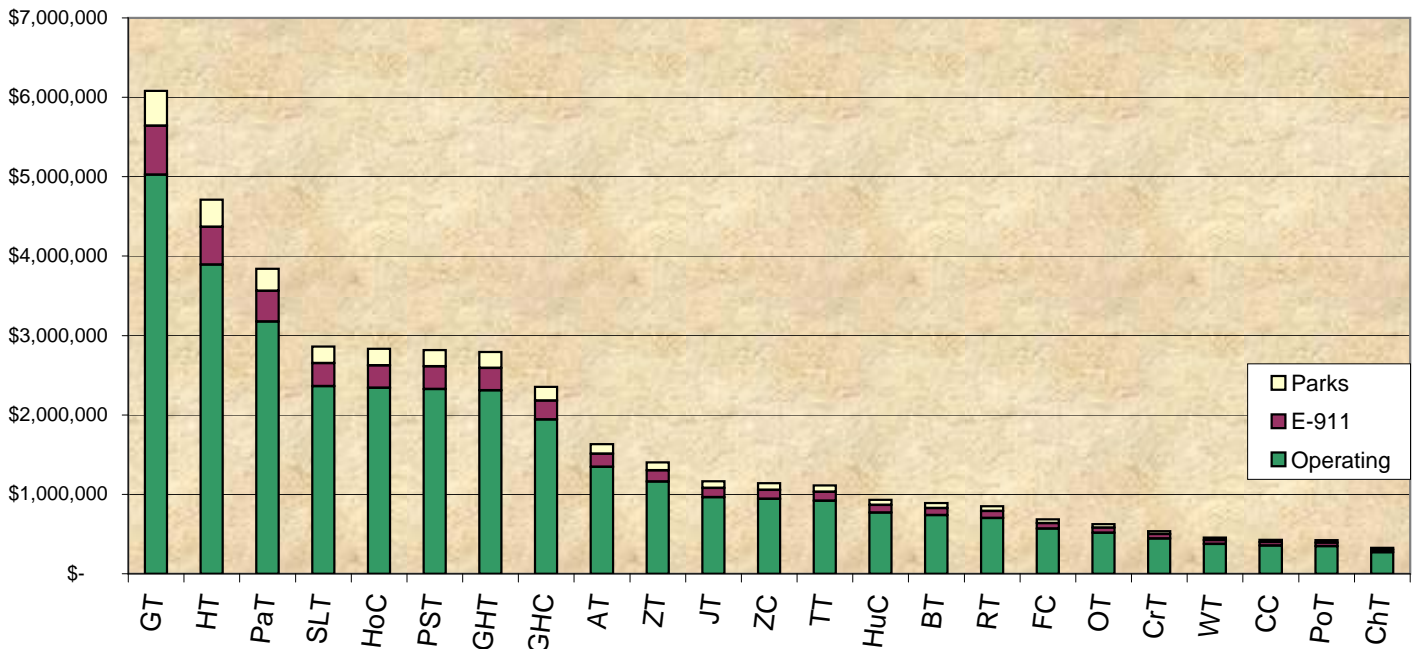


(Other: Libraries, Pool Authority, MAX, DDA's that levy a tax, and Grand Rapids Community College)

2011 County Tax Levy Review

Government Unit	Code	Taxable Value minus Ren. Zone	Total County Levy	Percent of Total County	Breakdown of County Taxes		
					Operating	E-911	Parks
Georgetown Charter Twp	GT	1,396,186,578	\$ 6,082,486	14.88%	\$ 5,026,271	\$ 614,322	\$ 441,893
Holland Charter Twp	HT	1,081,124,868	\$ 4,709,919	11.52%	\$ 3,892,049	\$ 475,694	\$ 342,176
Park Township	PaT	881,716,202	\$ 3,841,196	9.40%	\$ 3,174,178	\$ 387,955	\$ 279,063
Spring Lake Township	SLT	656,397,648	\$ 2,859,594	6.99%	\$ 2,363,031	\$ 288,814	\$ 207,749
Holland City	HoC	649,843,976	\$ 2,831,044	6.92%	\$ 2,339,438	\$ 285,931	\$ 205,675
Port Sheldon Township	PST	646,243,072	\$ 2,815,356	6.89%	\$ 2,326,475	\$ 284,346	\$ 204,535
Grand Haven Charter Twp	GHT	640,940,781	\$ 2,792,256	6.83%	\$ 2,307,386	\$ 282,013	\$ 202,857
Grand Haven City	GHC	539,798,315	\$ 2,351,630	5.75%	\$ 1,943,273	\$ 237,511	\$ 170,846
Allendale Charter Twp	AT	374,290,607	\$ 1,630,595	3.99%	\$ 1,347,446	\$ 164,687	\$ 118,462
Zeeland Charter Twp	ZT	322,101,529	\$ 1,403,234	3.43%	\$ 1,159,565	\$ 141,724	\$ 101,945
Jamestown Charter Twp	JT	267,258,215	\$ 1,164,309	2.85%	\$ 962,129	\$ 117,593	\$ 84,587
Zeeland City	ZC	261,475,096	\$ 1,139,115	2.79%	\$ 941,310	\$ 115,049	\$ 82,756
Tallmadge Charter Twp	TT	255,402,756	\$ 1,112,660	2.72%	\$ 919,449	\$ 112,377	\$ 80,834
Hudsonville City	HuC	214,010,494	\$ 932,335	2.28%	\$ 770,437	\$ 94,164	\$ 67,734
Blendon Township	BT	204,472,119	\$ 890,781	2.18%	\$ 736,099	\$ 89,967	\$ 64,715
Robinson Township	RT	195,337,959	\$ 850,988	2.08%	\$ 703,216	\$ 85,948	\$ 61,824
Ferrysburg City	FC	157,384,996	\$ 685,646	1.68%	\$ 566,585	\$ 69,249	\$ 49,812
Olive Township	OT	143,504,243	\$ 625,175	1.53%	\$ 516,615	\$ 63,141	\$ 45,419
Crockery Township	CrT	123,272,016	\$ 537,033	1.31%	\$ 443,779	\$ 54,239	\$ 39,015
Wright Township	WT	104,359,147	\$ 454,639	1.11%	\$ 375,692	\$ 45,918	\$ 33,029
Coopersville City	CC	98,212,479	\$ 428,479	1.05%	\$ 354,075	\$ 43,275	\$ 31,129
Polkton Charter Twp	PoT	96,704,578	\$ 421,292	1.03%	\$ 348,136	\$ 42,550	\$ 30,606
Chester Township	ChT	74,744,215	\$ 325,622	0.80%	\$ 269,079	\$ 32,887	\$ 23,656
Totals:		9,384,781,889	\$ 40,885,384	100%	\$ 33,785,713	\$4,129,354	\$2,970,317

Note: Total Taxable Value including the Renaissance Zones is: 9,401,932,735
 Total County Revenue lost to Renaissance Zones is: \$74,097



Appendix A

MICHIGAN RENAISSANCE ZONE ACT (Act 376 of 1996) As Reported in the 2011 Equalization Report

211.7ff Real and personal property located in renaissance zone.

- (1) For taxes levied after 1996, except as otherwise provided in subsections (2) and (3) and except as limited in subsections (4), (5), and (6), real property in a renaissance zone and personal property located in a renaissance zone is exempt from taxes collected under this act to the extent and for the duration provided pursuant to the Michigan renaissance zone act, 1996 PA 376, MCL 125.2681 to 125.2696.
- (2) Real and personal property in a renaissance zone is not exempt from collection of the following:
- (a) A special assessment levied by the local tax collecting unit in which the property is located.
- (b) Ad valorem property taxes specifically levied for the payment of principal and interest of obligations approved by the electors or obligations pledging the unlimited taxing power of the local governmental unit.
- (c) A tax levied under section 705, 1211c, or 1212 of the revised school code, 1976 PA 451, MCL 380.705, 380.1211c, and 380.1212.
- 380.705 ...a regional enhancement property tax may be levied by an intermediate school district at a rate not to exceed 3 mills
- 380.1211c ...a school district may levy, in addition to the millage authorized under section 1211, not more than 3 additional mills for enhancing operating revenue
- 380.1212 ...the board of a school district may levy a tax of not to exceed 5 mills on the state equalized valuation of the school district ...for the purpose of creating a sinking fund

125.2689 Exemption, deduction, or credit

- Sec. 9. (3) During the last 3 years that the taxpayer is eligible for an exemption, deduction, or credit..., the exemption, deduction, or credit shall be reduced by the following percentages:
- (a) For the tax year that is 2 years before the final year of designation as a renaissance zone, the percentage shall be 25%.
- (b) For the tax year immediately preceding the final year of designation as a renaissance zone, the percentage shall be 50%.
- (c) For the tax year that is the final year of designation as a renaissance zone, the percentage shall be 75%.

UNIT	ZONE TYPE	SCHOOL DISTRICT CODE & NAME		Ad-Valorem									
				#	REAL VALUES	LOST REVENUE REAL	#	PERSONAL VALUES	LOST REVENUE PERSONAL	#	TOTAL VALUE	TOTAL LOST REVENUE	
11 Allendale Twp	Agricultural	70040 Allendale	Assessed		1,397,400			832,600			2,230,000		
			Taxable	1	1,397,400	51,175	2	832,600	10,509	3	2,230,000	61,684	
	Tool/Die	70040 Allendale	Assessed		29,800			35,500			65,300		
			Taxable	1	4,279	156	1	35,500	448	2	39,779	604	
	Sub Total			Assessed		1,427,200			868,100			2,295,300	
				Taxable	2	1,401,679	51,331	3	868,100	10,957	5	2,269,779	62,288
16 GrandHaven Twp	Tool/Die	70010 Grand Haven	Assessed		353,500			76,100			429,600		
			Taxable	1	353,500	13,689	1	76,100	1,120	2	429,600	14,809	
17 Holland Twp	Agricultural	70070 West Ottawa	Assessed		1,135,700			0			1,135,700		
			Taxable	1	1,135,700	45,802	0	0	0	1	1,135,700	45,802	
	Renewable Energy	70070 West Ottawa	Assessed		0			0			0		
			Taxable	1	0	0	0	0	0	1	0	0	
Sub Total			Assessed		1,135,700			0			1,135,700		
			Taxable	2	1,135,700	45,802	0	0	0	2	1,135,700	45,802	
24 Spring Lake Twp	Tool/Die	70300 Spring Lake	Assessed		272,700			91,800			364,500		
			Taxable	1	272,700	10,218	1	91,800	1,236	2	364,500	11,454	
25 Tallmadge Twp	Tool/Die	41145 Kenowa Hills	Assessed		78,700			220,577			299,277		
			Taxable	1	78,700	2,914	1	220,577	2,875	2	299,277	5,789	
		41130 Grandville	Assessed		2,199,400			2,013,436			4,212,836		
			Taxable	9	1,952,081	72,300	2	2,013,436	26,250	11	3,965,517	98,550	
	Sub Total			Assessed		2,278,100			2,234,013			4,512,113	
				Taxable	10	2,030,781	75,214	3	2,234,013	29,125	13	4,264,794	104,339
26 Wright Twp	Tool/Die	41145 Kenowa Hills	Assessed		466,900			1,047,900			1,514,800		
			Taxable	2	383,156	14,359	2	1,047,900	14,122	4	1,431,056	28,481	
27 Zeeland Twp	Agricultural	70350 Zeeland	Assessed		521,200			1,791,700			2,312,900		
			Taxable	2	521,200	21,384	1	1,791,700	30,512	3	2,312,900	51,896	
	Tool/Die	70350 Zeeland	Assessed		119,000			460,400			579,400		
			Taxable	2	111,717	4,583	1	460,400	7,840	3	572,117	12,423	
Sub Total			Assessed		640,200			2,252,100			2,892,300		
			Taxable	4	632,917	25,967	2	2,252,100	38,352	6	2,885,017	64,319	
44 Coopersville City	Tool/Die	70120 Coopersville (excluding 75% Pay)	Assessed		264,800			664,200			929,000		
			Taxable	3	264,800	12,635	4	664,200	15,753	7	929,000	28,388	
		70120 Coopersville (Pay 75%)	Assessed		166,500			23,100			189,600		
			Taxable	1	166,500	1,986	2	23,100	136	3	189,600	2,122	
Sub Total			Assessed		431,300			687,300			1,118,600		
			Taxable	4	431,300	14,621	6	687,300	15,889	10	1,118,600	30,510	
65 Holland City	Tool/Die	70020 Holland	Assessed		1,227,000			1,600,000			2,827,000		
			Taxable	1	1,227,000	60,527	1	1,600,000	40,527	2	2,827,000	101,054	
72 Hudsonville City	Tool/Die	70190 Hudsonville	Assessed		241,000			183,800			424,800		
			Taxable	2	241,000	10,751	2	183,800	3,788	4	424,800	14,539	
Countywide Total			Assessed		8,473,600			9,041,113			17,514,713		
			Taxable	29	8,109,733	322,479	21	9,041,113	155,116	50	17,150,846	477,595	

NOTE: TOTAL LOST REVENUES INCLUDES ALL TAXING ENTITIES