



*mi*Ottawa Department of
Public Health

Quarterly Reportable Diseases Summary

Ottawa County

2015

The data in the Quarterly Disease Reports are provisional, based on current reports in the Michigan Disease Surveillance System (MDSS) made by local health departments. The MDSS is a dynamic, continually active system: counts of disease are constantly changing as cases are investigated, confirmed as cases, or ruled out as not meeting the case definition. Each Quarterly Disease Report reflects this constant activity as the numbers may slightly fluctuate each quarter. Therefore, it should be kept in mind that numbers in the Quarterly Disease Reports are NOT final and should be used only to generally monitor trends over time. Unknown, suspected, probable and laboratory confirmed cases of the condition are included in the report.

Specific data requests and questions should be directed towards:

Marcia Mansaray, M.Sc.
Epidemiologist
mmansaray@miottawa.org
(616) 494-5598

Table of Contents

Reportable Diseases Summary 2015

Click below to go directly to that section.

SECTION	PAGE
Q1 – January through March	3
Q2 – April through June	6
Q3 – July through September	9
Q4 – October through December	12

January - March 2015

Each Disease Group has an accompanying graph at the end of the Quarter's section.

Disease Group	Reportable Condition	Cases in Last 4 Quarters**				Q1 Cases by Year			
		Q2-14	Q3-14	Q4-14	Q1-15	Q1-12	Q1-13	Q1-14	Q1-15
Foodborne	Amebiasis	-	1	1	-	-	-	1	-
	Botulism - Foodborne	-	-	-	-	-	-	-	-
	Campylobacter	9	13	15	17	20	18	8	17
	Cryptosporidiosis	3	2	3	3	1	2	3	3
	Giardiasis	6	5	4	2	6	2	2	2
	Listeriosis	-	-	-	-	-	-	-	-
	Norovirus***	5	5	4	69	6	1	6	69
	Salmonellosis	11	10	8	4	4	7	5	4
	Shiga toxin-producing Escherichia coli --(STEC)	2	3	2	-	2	3	1	-
	Shigellosis	-	1	2	1	-	-	-	1
	Typhoid Fever	-	-	-	-	-	-	-	-
	Yersinia enteritis	-	2	-	1	1	-	-	1
	Foodborne Subtotal		36	42	39	97	40	33	26
Influenza	Flu Like Disease* ***	5,216	3,052	11,963	13,650	11,396	15,192	8,908	13,650
	Influenza	1	1	34	3	3	32	12	3
	Influenza, Novel	-	-	-	-	-	-	-	-
	Influenza Subtotal	5,217	3,053	11,997	13,653	11,399	15,224	8,920	13,653
Meningitis	Meningitis - Aseptic	6	9	6	3	1	2	3	3
	Meningitis - Bacterial Other	3	1	1	1	-	1	-	1
	Meningococcal Disease	-	-	-	-	-	-	-	-
	Streptococcus pneumoniae, Inv	5	1	5	6	2	5	4	6
	Meningitis Subtotal	14	11	12	10	3	8	7	10
Other	Anthrax	-	-	-	-	-	-	-	-
	Blastomycosis	1	1	-	-	-	-	-	-
	Botulism - Infant	-	-	-	-	-	-	-	-
	Botulism - Other	-	-	-	-	-	-	-	-
	Brucellosis	-	-	-	-	-	-	-	-
	Cholera	-	-	-	-	-	-	-	-
	Coccidioidomycosis	1	-	-	-	-	-	2	-
	Creutzfeldt-Jakob Disease	-	-	-	-	-	-	-	-
	Cryptococcosis	-	-	-	-	-	-	-	-
	Cyclosporiasis	-	-	-	-	-	-	-	-
	Encephalitis, Post Chickenpox	-	-	-	-	-	-	-	-
	Encephalitis, Post Mumps	-	-	-	-	-	-	-	-
	Encephalitis, Post Other	-	-	-	-	-	-	-	-
	Encephalitis, Primary	-	-	1	-	-	-	-	-
	Guillain-Barre Syndrome	-	-	-	-	2	-	-	-
	Hantavirus	-	-	-	-	-	-	-	-
	Hantavirus, Other	-	-	-	-	-	-	-	-
	Hantavirus, Pulmonary	-	-	-	-	-	-	-	-
	Hemolytic Uremic Syndrome	-	-	-	-	-	1	-	-
	Hemorrhagic Fever	-	-	-	-	-	-	-	-
	Hepatitis - Unspecified	-	-	-	-	-	-	-	-
	Histoplasmosis	1	2	6	3	3	3	2	3
	Kawasaki	-	-	-	-	-	-	1	-
	Legionellosis	-	2	1	-	-	1	1	-
	Leprosy	-	-	-	-	-	-	-	-
	Leptospirosis	-	-	-	-	-	-	-	-
	Melioidosis	-	-	-	-	-	-	-	-
	Plague	-	-	-	-	-	-	-	-
	Psittacosis	-	-	-	-	-	-	-	-
	Q Fever*	-	-	-	-	1	-	-	-
	Q Fever Acute	-	-	-	-	1	-	-	-
	Q Fever Chronic	-	-	-	-	-	-	-	-
	Rabies Animal	-	-	-	-	-	-	-	-
	Rabies Human	-	-	-	-	-	-	-	-
	Reye Syndrome	-	-	-	-	-	-	-	-
	Rheumatic Fever	-	-	-	-	-	-	-	-
	Rubella - Congenital	-	-	-	-	-	-	-	-
	Streptococcus pneumoniae, Drug Resistant	1	-	-	-	-	1	-	-
	Streptococcal Dis, Inv, Grp A	3	3	1	4	1	4	2	4
	Streptococcal Toxic Shock	-	-	-	-	-	1	-	-

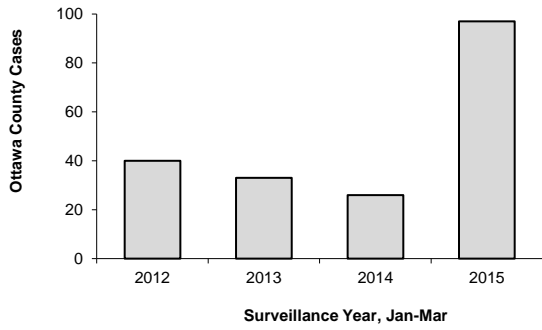
Disease Group	Reportable Condition	Cases in Last 4 Quarters**				Q1 Cases by Year			
		Q2-14	Q3-14	Q4-14	Q1-15	Q1-12	Q1-13	Q1-14	Q1-15
Other	Toxic Shock	-	-	-	-	-	-	-	-
	Trachoma	-	-	-	-	-	-	-	-
	Trichinosis	-	-	-	-	-	-	-	-
	Tularemia	-	-	-	-	-	-	-	-
	Vibriosis - Non Cholera	-	1	-	-	-	-	1	-
	VISA	-	-	-	-	-	-	-	-
	VRSA	-	-	-	-	-	-	-	-
	Other Subtotal	7	9	9	7	8	11	9	7
STD	Chancroid	-	-	-	-	-	-	-	-
	Chlamydia (Genital)	186	204	170	195	185	186	152	195
	Gonorrhoea	16	27	21	19	16	29	18	19
	Granuloma Inguinale	-	-	-	-	-	-	-	-
	Lymphogranuloma venereum	-	-	-	-	-	-	-	-
	Primary & Secondary Syphilis	1	-	4	-	-	-	-	-
	All Syphilis	2	1	5	1	-	-	-	1
	STD Subtotal	204	232	196	215	201	215	170	215
Tuberculosis	Tuberculosis	1	2	-	1	-	1	-	1
	Mycobacterium - Other	11	3	7	5	1	4	2	5
	Tuberculosis Subtotal	12	5	7	6	1	5	2	6
VPD	Chickenpox (Varicella)	6	4	13	4	7	3	5	4
	Diphtheria	-	-	-	-	-	-	-	-
	H. influenzae Disease - Inv.	1	-	1	1	-	-	1	1
	Measles	-	-	-	-	-	-	-	-
	Mumps	-	-	-	-	-	-	-	-
	Pertussis	2	8	21	7	12	3	10	7
	Polio	-	-	-	-	-	-	-	-
	Rubella	-	-	-	-	-	-	-	-
	Shingles	1	6	-	2	5	1	3	2
	Tetanus	-	-	-	-	-	-	-	-
	VZ Infection, Unspecified	-	-	2	1	-	1	-	1
VPD Subtotal	10	18	37	15	24	8	19	15	
Vectorborne	Babesiosis	-	-	-	-	-	-	-	-
	Dengue Fever	-	-	-	-	-	-	-	-
	Ehrlichiosis	-	-	-	-	-	-	-	-
	Encephalitis, California	-	-	-	-	-	-	-	-
	Encephalitis, Eastern Equine	-	-	-	-	-	-	-	-
	Encephalitis, Powassan	-	-	-	-	-	-	-	-
	Encephalitis, St. Louis	-	-	-	-	-	-	-	-
	Encephalitis, Western Equine	-	-	-	-	-	-	-	-
	Lyme Disease	-	2	1	1	1	-	1	1
	Malaria	1	-	-	-	-	-	-	-
	Rickettsial Disease - Spotted Fever	-	-	-	-	-	-	-	-
	Rickettsial Disease - Typhus	-	-	-	-	-	-	-	-
	West Nile Virus	-	-	-	-	-	-	-	-
	Yellow Fever	-	-	-	-	-	-	-	-
Vectorborne Subtotal	1	2	1	1	1	0	1	1	
Viral Hepatitis	Hepatitis A	-	-	-	-	-	-	-	-
	Hepatitis B, Acute	-	-	-	-	-	-	-	-
	Hepatitis B, Chronic	4	2	1	2	2	5	3	2
	Hepatitis B, Perinatal	-	-	-	-	-	-	-	-
	Hepatitis C, Acute	-	1	-	-	-	-	-	-
	Hepatitis C, Chronic	17	13	17	24	12	12	12	24
	Hepatitis C, Unknown*	-	-	-	-	-	-	-	-
	Hepatitis D	-	-	-	-	-	-	-	-
	Hepatitis E	-	-	-	-	-	-	-	-
	Hepatitis Non A Non B	-	-	-	-	-	-	-	-
	Viral Hepatitis Subtotal	21	16	18	26	14	17	15	26
Total	5,522	3,388	12,316	14,030	11,691	15,521	9,169	14,030	

*Indicates disease no longer reported into the MDSS on an individual cases basis.

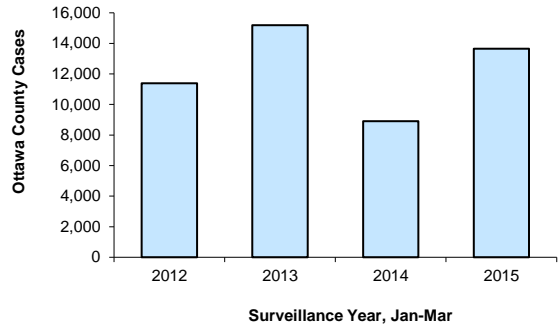
**Data for cases reported is based on date of symptom onset, if available, or date of referral to the public health department.

***The Ottawa County Department of Public Health began reporting outbreak aggregate counts of these diseases to the MDSS in 2015.

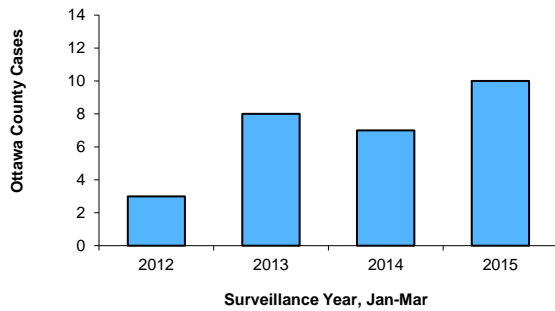
All Types of Foodborne Illness Cases in Ottawa County, Quarter 1 - Previous 4 Years



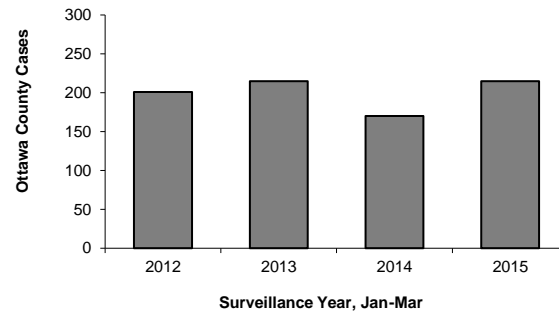
Flu & Flu-Like Disease Cases in Ottawa County, Quarter 1 - Previous 4 Years



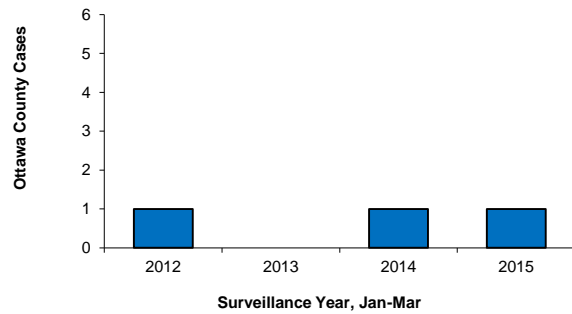
All Types of Meningitis Cases in Ottawa County, Quarter 1 - Previous 4 Years



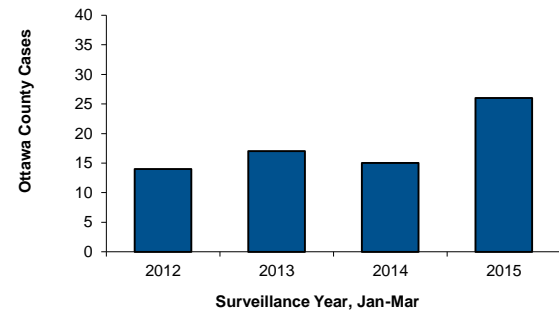
All Types of Sexually Transmitted Disease Cases in Ottawa County, Quarter 1 - Previous 4 Years



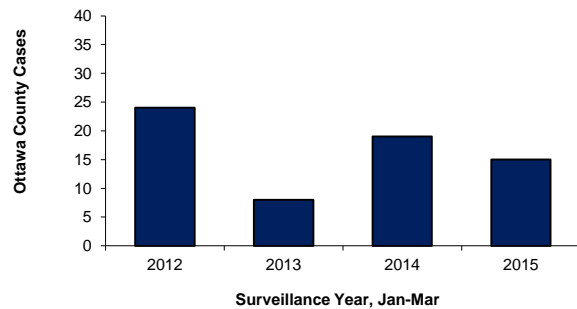
All Types of Vectorborne Disease Cases in Ottawa County, Quarter 1 - Previous 4 Years



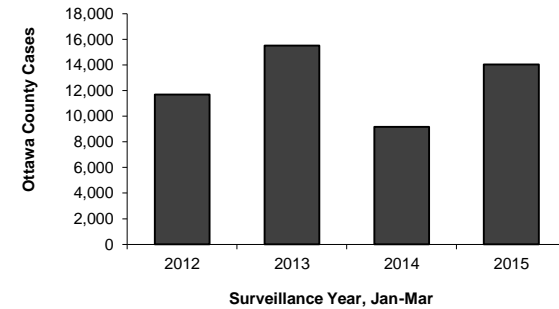
All Types of Viral Hepatitis Cases in Ottawa County, Quarter 1 - Previous 4 Years



All Types of Vaccine Preventable Disease Cases in Ottawa County, Quarter 1 - Previous 4 Years



All Reportable Disease Cases in Ottawa County, Quarter 1 - Previous 4 Years



April - June 2015

Each Disease Group has an accompanying graph at the end of the Quarter's section.

Disease Group	Reportable Condition	Cases in Last 4 Quarters**				Q2 Cases by Year			
		Q3-14	Q4-14	Q1-15	Q2-15	Q2-12	Q2-13	Q2-14	Q2-15
Foodborne	Amebiasis	1	1	-	-	-	-	-	-
	Botulism - Foodborne	-	-	-	-	-	-	-	-
	Campylobacter	13	15	17	19	18	17	9	19
	Cryptosporidiosis	2	3	3	3	1	-	3	3
	Giardiasis	5	4	2	1	13	5	6	1
	Listeriosis	-	-	-	-	-	-	-	-
	Norovirus***	5	4	69	11	-	1	5	11
	Salmonellosis	10	8	4	5	3	9	11	5
	Shiga toxin-producing Escherichia coli --(STEC)	3	2	-	4	-	3	2	4
	Shigellosis	1	2	1	3	1	5	-	3
	Typhoid Fever	-	-	-	-	-	-	-	-
	Yersinia enterocolitica	2	-	1	-	-	-	-	-
Foodborne Subtotal		42	39	97	46	36	40	36	46
Influenza	Flu Like Disease* ***	3,052	11,963	13,650	5,473	4,741	5,743	5,216	5,473
	Influenza	1	34	3	1	6	1	1	1
	Influenza, Novel	-	-	-	-	-	-	-	-
	Influenza Subtotal	3,053	11,997	13,653	5,474	4,747	5,744	5,217	5,474
Meningitis	Meningitis - Aseptic	9	6	3	1	1	1	6	1
	Meningitis - Bacterial Other	1	1	1	4	-	2	3	4
	Meningococcal Disease	-	-	-	-	-	-	-	-
	Streptococcus pneumoniae, Inv	1	5	6	2	4	4	5	2
	Meningitis Subtotal	11	12	10	7	5	7	14	7
Other	Anthrax	-	-	-	-	-	-	-	-
	Blastomycosis	1	-	-	-	-	-	1	-
	Botulism - Infant	-	-	-	-	-	-	-	-
	Botulism - Other	-	-	-	-	-	-	-	-
	Brucellosis	-	-	-	-	-	-	-	-
	Cholera	-	-	-	-	-	-	-	-
	Coccidioidomycosis	-	-	-	-	1	-	1	-
	Creutzfeldt-Jakob Disease	-	-	-	-	-	-	-	-
	Cryptococcosis	-	-	-	-	-	-	-	-
	Cyclosporiasis	-	-	-	-	-	-	-	-
	Encephalitis, Post Chickenpox	-	-	-	-	-	-	-	-
	Encephalitis, Post Mumps	-	-	-	-	-	-	-	-
	Encephalitis, Post Other	-	-	-	-	-	-	-	-
	Encephalitis, Primary	-	1	-	-	-	-	-	-
	Guillain-Barre Syndrome	-	-	-	-	1	-	-	-
	Hantavirus	-	-	-	-	-	-	-	-
	Hantavirus, Other	-	-	-	-	-	-	-	-
	Hantavirus, Pulmonary	-	-	-	-	-	-	-	-
	Hemolytic Uremic Syndrome	-	-	-	-	-	-	-	-
	Hemorrhagic Fever	-	-	-	-	-	-	-	-
	Hepatitis - Unspecified	-	-	-	-	-	-	-	-
	Histoplasmosis	2	6	3	3	3	7	1	3
	Kawasaki	-	-	-	-	-	-	-	-
	Legionellosis	2	1	-	-	-	-	-	-
	Leprosy	-	-	-	-	-	-	-	-
	Leptospirosis	-	-	-	-	-	-	-	-
	Melioidosis	-	-	-	-	-	-	-	-
	Plague	-	-	-	-	-	-	-	-
	Psittacosis	-	-	-	-	-	-	-	-
	Q Fever*	-	-	-	-	-	-	-	-
	Q Fever Acute	-	-	-	-	-	-	-	-
	Q Fever Chronic	-	-	-	-	-	-	-	-
	Rabies Animal	-	-	-	1	-	-	-	1
	Rabies Human	-	-	-	-	-	-	-	-
	Reye Syndrome	-	-	-	-	-	-	-	-
	Rheumatic Fever	-	-	-	-	-	-	-	-
	Rubella - Congenital	-	-	-	-	-	-	-	-
	Streptococcus pneumoniae, Drug Resistant	-	-	-	-	3	2	1	-
	Streptococcal Dis, Inv, Grp A	3	1	4	4	4	1	3	4
	Streptococcal Toxic Shock	-	-	-	-	-	1	-	-

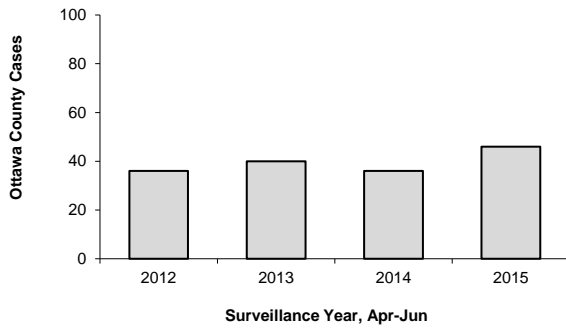
Disease Group	Reportable Condition	Cases in Last 4 Quarters**				Q2 Cases by Year			
		Q3-14	Q4-14	Q1-15	Q2-15	Q2-12	Q2-13	Q2-14	Q2-15
Other	Toxic Shock	-	-	-	-	1	-	-	-
	Trachoma	-	-	-	-	-	-	-	-
	Trichinosis	-	-	-	-	-	-	-	-
	Tularemia	-	-	-	-	-	-	-	-
	Vibriosis - Non Cholera	1	-	-	-	-	-	-	-
	VISA	-	-	-	-	-	-	-	-
	VRSA	-	-	-	-	-	-	-	-
	Other Subtotal	9	9	7	8	13	11	7	8
STD	Chancroid	-	-	-	-	-	-	-	-
	Chlamydia (Genital)	204	170	195	182	206	178	186	182
	Gonorrhea	27	21	19	23	17	21	16	23
	Granuloma Inguinale	-	-	-	-	-	-	-	-
	Lymphogranuloma venereum	-	-	-	-	-	-	-	-
	Primary & Secondary Syphilis	-	4	-	2	-	-	1	2
	All Syphilis	1	5	1	2	-	-	2	2
	STD Subtotal	232	196	215	207	223	199	204	207
Tuberculosis	Tuberculosis	2	-	1	-	-	-	1	-
	Mycobacterium - Other	3	7	5	7	4	-	11	7
	Tuberculosis Subtotal	5	7	6	7	4	0	12	7
VPD	Chickenpox (Varicella)	4	13	4	5	6	4	6	5
	Diphtheria	-	-	-	-	-	-	-	-
	H. influenzae Disease - Inv.	-	1	1	3	-	-	1	3
	Measles	-	-	-	-	-	-	-	-
	Mumps	-	-	-	-	-	-	-	-
	Pertussis	8	21	7	1	24	22	2	1
	Polio	-	-	-	-	-	-	-	-
	Rubella	-	-	-	-	-	-	-	-
	Shingles	6	-	2	7	-	1	1	7
	Tetanus	-	-	-	-	-	-	-	-
	VZ Infection, Unspecified	-	2	1	1	-	1	-	1
VPD Subtotal	18	37	15	17	30	28	10	17	
Vectorborne	Babesiosis	-	-	-	-	-	-	-	-
	Dengue Fever	-	-	-	-	-	-	-	-
	Ehrlichiosis	-	-	-	-	-	-	-	-
	Encephalitis, California	-	-	-	-	-	-	-	-
	Encephalitis, Eastern Equine	-	-	-	-	-	-	-	-
	Encephalitis, Powassan	-	-	-	-	-	-	-	-
	Encephalitis, St. Louis	-	-	-	-	-	-	-	-
	Encephalitis, Western Equine	-	-	-	-	-	-	-	-
	Lyme Disease	2	1	1	4	2	2	-	4
	Malaria	-	-	-	-	-	-	1	-
	Rickettsial Disease - Spotted Fever	-	-	-	1	-	-	-	1
	Rickettsial Disease - Typhus	-	-	-	-	-	-	-	-
	West Nile Virus	-	-	-	-	-	-	-	-
	Yellow Fever	-	-	-	-	-	-	-	-
Vectorborne Subtotal	2	1	1	5	2	2	1	5	
Viral Hepatitis	Hepatitis A	-	-	-	-	-	-	-	-
	Hepatitis B, Acute	-	-	-	1	1	-	-	1
	Hepatitis B, Chronic	2	1	2	1	7	2	4	1
	Hepatitis B, Perinatal	-	-	-	-	-	-	-	-
	Hepatitis C, Acute	1	-	-	1	-	-	-	1
	Hepatitis C, Chronic	13	17	24	18	16	15	17	18
	Hepatitis C, Unknown*	-	-	-	-	-	-	-	-
	Hepatitis D	-	-	-	-	-	-	-	-
	Hepatitis E	-	-	-	-	-	-	-	-
	Hepatitis Non A Non B	-	-	-	-	-	-	-	-
	Viral Hepatitis Subtotal	16	18	26	21	24	17	21	21
Total	3,388	12,316	14,030	5,792	5,084	6,048	5,522	5,792	

*Indicates disease no longer reported into the MDSS on an individual cases basis.

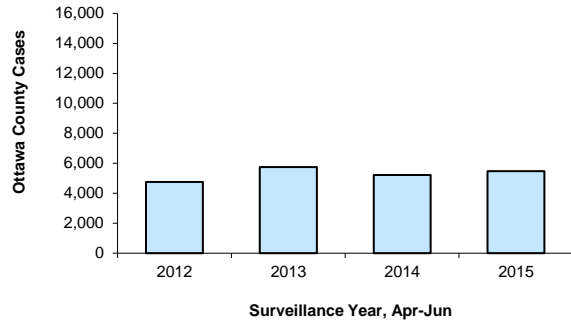
**Data for cases reported is based on date of symptom onset, if available, or date of referral to the public health department.

***The Ottawa County Department of Public Health began reporting outbreak aggregate counts of these diseases to the MDSS in 2011.

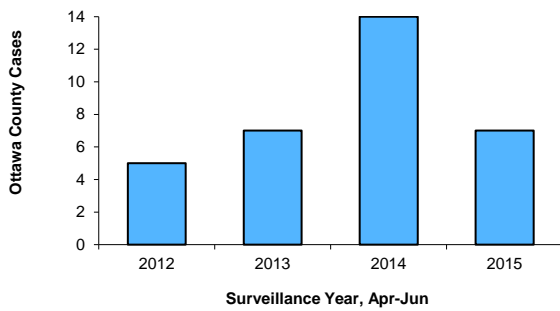
All Types of Foodborne Illness Cases in Ottawa County, Quarter 2 - Previous 4 Years



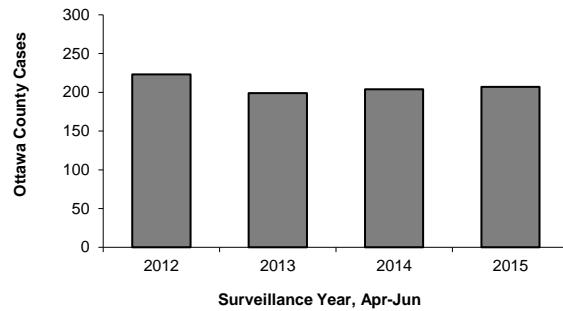
Flu & Flu-Like Disease Cases in Ottawa County, Quarter 2 - Previous 4 Years



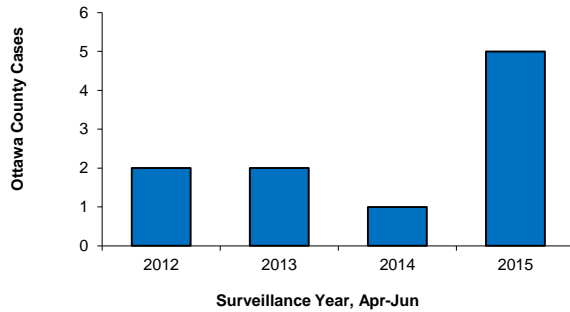
All Types of Meningitis Cases in Ottawa County, Quarter 2 - Previous 4 Years



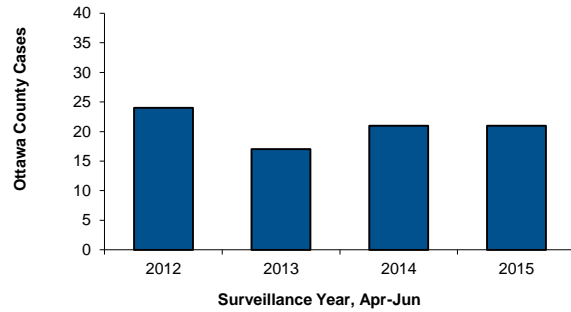
All Types of Sexually Transmitted Disease Cases in Ottawa County, Quarter 2 - Previous 4 Years



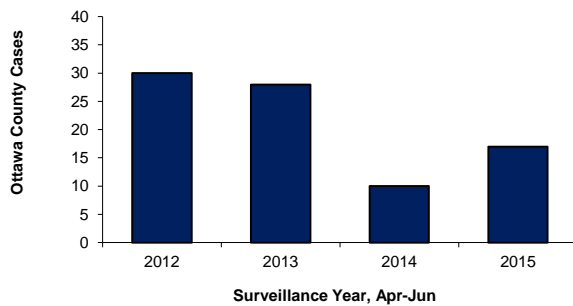
All Types of Vectorborne Disease Cases in Ottawa County, Quarter 2 - Previous 4 Years



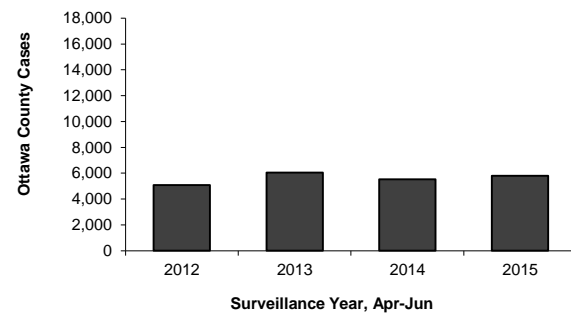
All Types of Viral Hepatitis Cases in Ottawa County, Quarter 2 - Previous 4 Years



All Types of Vaccine Preventable Disease Cases in Ottawa County, Quarter 2 - Previous 4 Years



All Reportable Disease Cases in Ottawa County, Quarter 2 - Previous 4 Years



July - September 2015

Each Disease Group has an accompanying graph at the end of the Quarter's section.

Disease Group	Reportable Condition	Cases in Last 4 Quarters**				Q3 Cases by Year			
		Q4-14	Q1-15	Q2-15	Q3-15	Q3-12	Q3-13	Q3-14	Q3-15
Foodborne	Amebiasis	1	-	-	-	1	-	1	-
	Botulism - Foodborne	-	-	-	-	-	-	-	-
	Campylobacter	15	17	19	23	17	22	13	23
	Cryptosporidiosis	3	3	3	3	7	4	2	3
	Giardiasis	4	2	1	5	5	11	5	5
	Listeriosis	-	-	-	-	-	-	-	-
	Norovirus***	4	69	11	1	5	-	5	1
	Salmonellosis	8	4	5	6	7	11	10	6
	Shiga toxin-producing Escherichia coli --(STEC)	2	-	4	3	1	3	3	3
	Shigellosis	2	1	3	4	1	3	1	4
	Typhoid Fever	-	-	-	-	-	-	-	-
	Yersinia enterocolitica	-	1	-	-	-	-	2	-
Foodborne Subtotal		39	97	46	45	44	54	42	45
Influenza	Flu Like Disease* ***	11,963	13,650	5,473	1,601	2,350	1,991	3,052	1,601
	Influenza	34	3	1	-	-	4	1	-
	Influenza, Novel	-	-	-	-	-	-	-	-
	Influenza Subtotal	11,997	13,653	5,474	1,601	2,350	1,995	3,053	1,601
Meningitis	Meningitis - Aseptic	6	3	1	11	6	11	9	11
	Meningitis - Bacterial Other	1	1	4	-	1	1	1	-
	Meningococcal Disease	-	-	-	-	-	-	-	-
	Streptococcus pneumoniae, Inv	5	6	2	1	1	-	1	1
	Meningitis Subtotal	12	10	7	12	8	12	11	12
Other	Anthrax	-	-	-	-	-	-	-	-
	Blastomycosis	-	-	-	-	-	-	1	-
	Botulism - Infant	-	-	-	-	-	-	-	-
	Botulism - Other	-	-	-	-	-	-	-	-
	Brucellosis	-	-	-	-	-	-	-	-
	Cholera	-	-	-	-	-	-	-	-
	Coccidioidomycosis	-	-	-	1	-	-	-	1
	Creutzfeldt-Jakob Disease	-	-	-	-	-	-	-	-
	Cryptococcosis	-	-	-	-	-	-	-	-
	Cyclosporiasis	-	-	-	-	-	-	-	-
	Encephalitis, Post Chickenpox	-	-	-	-	-	-	-	-
	Encephalitis, Post Mumps	-	-	-	-	-	-	-	-
	Encephalitis, Post Other	-	-	-	-	1	-	-	-
	Encephalitis, Primary	1	-	-	-	-	-	-	-
	Guillain-Barre Syndrome	-	-	-	1	-	-	-	1
	Hantavirus	-	-	-	-	-	-	-	-
	Hantavirus, Other	-	-	-	-	-	-	-	-
	Hantavirus, Pulmonary	-	-	-	-	-	-	-	-
	Hemolytic Uremic Syndrome	-	-	-	-	-	-	-	-
	Hemorrhagic Fever	-	-	-	-	-	-	-	-
	Hepatitis - Unspecified	-	-	-	-	-	-	-	-
	Histoplasmosis	6	3	3	3	5	3	2	3
Kawasaki	-	-	-	1	-	-	-	1	
Legionellosis	1	-	-	1	1	-	2	1	
Other	Leprosy	-	-	-	-	-	-	-	-
	Leptospirosis	-	-	-	-	-	-	-	-
	Melioidosis	-	-	-	-	-	-	-	-
	Plague	-	-	-	-	-	-	-	-
	Psittacosis	-	-	-	-	-	-	-	-
	Q Fever*	-	-	-	-	-	-	-	-
	Q Fever Acute	-	-	-	-	-	-	-	-
	Q Fever Chronic	-	-	-	-	-	-	-	-
	Rabies Animal	-	-	1	-	1	-	-	-
	Rabies Human	-	-	-	-	-	-	-	-
	Reye Syndrome	-	-	-	-	-	-	-	-
	Rheumatic Fever	-	-	-	-	-	-	-	-
	Rubella - Congenital	-	-	-	-	-	-	-	-
	Streptococcus pneumoniae, Drug Resistant	-	-	-	-	1	-	-	-
	Streptococcal Dis, Inv, Grp A	1	4	4	2	4	1	3	2
	Streptococcal Toxic Shock	-	-	-	-	1	-	-	-

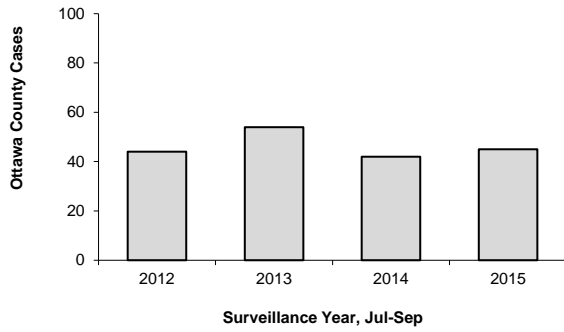
Disease Group	Reportable Condition	Cases in Last 4 Quarters**				Q3 Cases by Year			
		Q4-14	Q1-15	Q2-15	Q3-15	Q3-12	Q3-13	Q3-14	Q3-15
Other	Toxic Shock	-	-	-	-	-	-	-	-
	Trachoma	-	-	-	-	-	-	-	-
	Trichinosis	-	-	-	-	-	-	-	-
	Tularemia	-	-	-	-	-	-	-	-
	Vibriosis - Non Cholera	-	-	-	-	-	1	1	-
	VISA	-	-	-	-	-	-	-	-
	VRSA	-	-	-	-	-	-	-	-
	Other Subtotal	9	7	8	9	14	5	9	9
STD	Chancroid	-	-	-	-	-	-	-	-
	Chlamydia (Genital)	170	195	182	215	180	190	204	215
	Gonorrhoea	21	19	23	20	21	22	27	20
	Granuloma Inguinale	-	-	-	-	-	-	-	-
	Lymphogranuloma venereum	-	-	-	-	-	-	-	-
	Primary & Secondary Syphilis	4	-	2	2	-	-	-	2
	All Syphilis	5	1	2	2	-	-	1	2
	STD Subtotal	196	215	207	237	201	212	232	237
Tuberculosis	Tuberculosis	-	1	-	-	1	1	2	-
	Mycobacterium - Other	7	5	7	6	1	7	3	6
	Tuberculosis Subtotal	7	6	7	6	2	8	5	6
VPD	Chickenpox (Varicella)	13	4	5	2	4	12	4	2
	Diphtheria	-	-	-	-	-	-	-	-
	H. influenzae Disease - Inv.	1	1	3	1	-	1	-	1
	Measles	-	-	-	-	-	-	-	-
	Mumps	-	-	-	-	-	-	-	-
	Pertussis	21	7	1	10	15	17	8	10
	Polio	-	-	-	-	-	-	-	-
	Rubella	-	-	-	-	-	-	-	-
	Shingles	-	2	7	7	-	-	6	7
	Tetanus	-	-	-	-	-	-	-	-
	VZ Infection, Unspecified	2	1	1	-	-	1	-	-
VPD Subtotal	37	15	17	20	19	31	18	20	
Vectorborne	Babesiosis	-	-	-	-	-	-	-	-
	Dengue Fever	-	-	-	1	-	-	-	1
	Ehrlichiosis	-	-	-	-	-	-	-	-
	Encephalitis, California	-	-	-	-	-	-	-	-
	Encephalitis, Eastern Equine	-	-	-	-	-	-	-	-
	Encephalitis, Powassan	-	-	-	-	-	-	-	-
	Encephalitis, St. Louis	-	-	-	-	-	-	-	-
	Encephalitis, Western Equine	-	-	-	-	-	-	-	-
	Lyme Disease	1	1	4	4	1	1	2	4
	Malaria	-	-	-	-	-	-	-	-
	Rickettsial Disease - Spotted Fever	-	-	1	-	-	-	-	-
	Rickettsial Disease - Typhus	-	-	-	-	-	-	-	-
	West Nile Virus	-	-	-	1	1	1	-	1
	Yellow Fever	-	-	-	-	-	-	-	-
Vectorborne Subtotal	1	1	5	6	2	2	2	6	
Viral Hepatitis	Hepatitis A	-	-	-	-	3	-	-	-
	Hepatitis B, Acute	-	-	1	-	-	-	-	-
	Hepatitis B, Chronic	1	2	1	2	5	2	2	2
	Hepatitis B, Perinatal	-	-	-	-	-	1	-	-
	Hepatitis C, Acute	-	-	1	-	-	-	1	-
	Hepatitis C, Chronic	17	24	18	17	20	12	13	17
	Hepatitis C, Unknown*	-	-	-	-	-	-	-	-
	Hepatitis D	-	-	-	-	-	-	-	-
	Hepatitis E	-	-	-	-	-	-	-	-
	Hepatitis Non A Non B	-	-	-	-	-	-	-	-
	Viral Hepatitis Subtotal	18	26	21	19	28	15	16	19
Total	12,316	14,030	5,792	1,955	2,668	2,334	3,388	1,955	

*Indicates disease no longer reported into the MDSS on an individual cases basis.

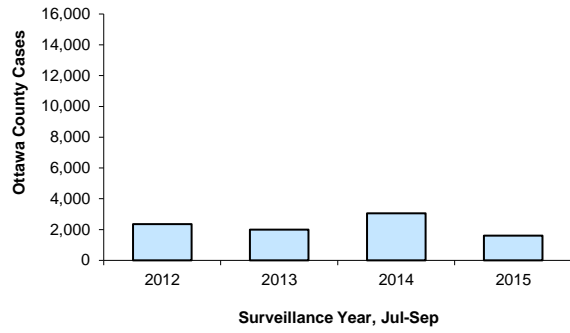
**Data for cases reported is based on date of symptom onset, if available, or date of referral to the public health department.

***The Ottawa County Department of Public Health began reporting outbreak aggregate counts of these diseases to the MDSS in 20

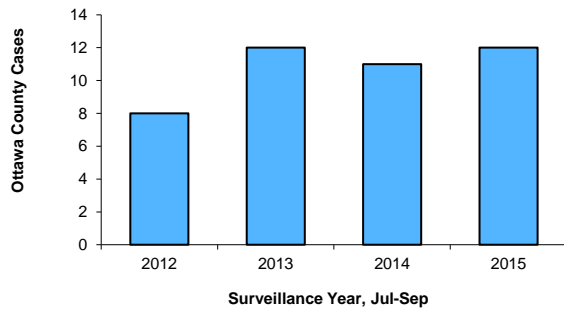
All Types of Foodborne Illness Cases in Ottawa, County, Quarter 3 - Previous 4 Years



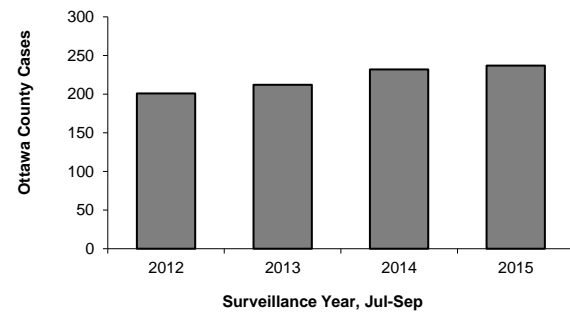
Flu & Flu-Like Disease Cases in Ottawa County, Quarter 3 - Previous 4 Years



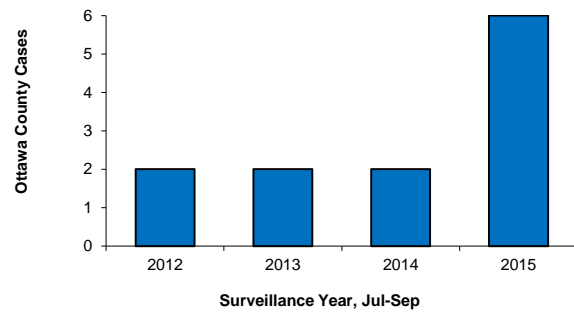
All Types of Meningitis Cases in Ottawa County, Quarter 3 - Previous 4 Years



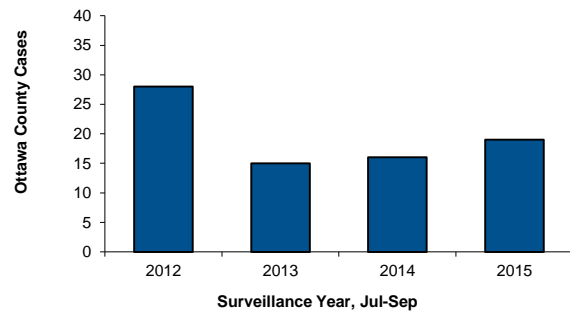
All Types of Sexually Transmitted Disease Cases in Ottawa County, Quarter 3 - Previous 4 Years



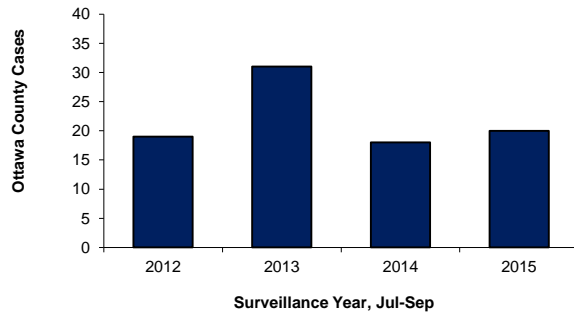
All Types of Vectorborne Disease Cases in Ottawa County, Quarter 3 - Previous 4 Years



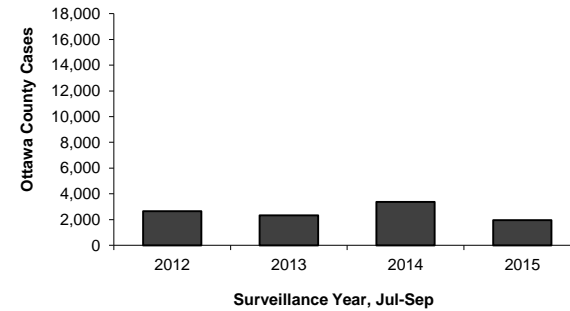
All Types of Viral Hepatitis Cases in Ottawa County, Quarter 3 - Previous 4 Years



All Types of Vaccine Preventable Disease Cases in Ottawa County, Quarter 3 - Previous 4 Years



All Reportable Disease Cases in Ottawa County, Quarter 3 - Previous 4 Years



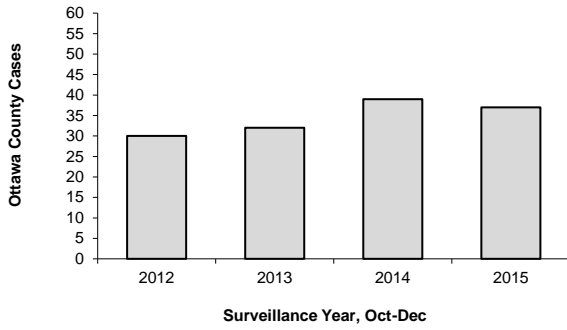
Disease Group	Reportable Condition	Cases in Last 4 Quarters**				Q4 Cases by Year			
		Q1-15	Q2-15	Q3-15	Q4-15	Q4-12	Q4-13	Q4-14	Q4-15
Other	Toxic Shock	-	-	-	-	-	-	-	-
	Trachoma	-	-	-	-	-	-	-	-
	Trichinosis	-	-	-	-	-	-	-	-
	Tularemia	-	-	-	-	-	-	-	-
	Vibriosis - Non Cholera	-	-	-	-	-	-	-	-
	VISA	-	-	-	-	1	-	-	-
	VRSA	-	-	-	-	-	-	-	-
	Other Subtotal	7	8	9	9	11	13	9	9
STD	Chancroid	-	-	-	-	-	-	-	-
	Chlamydia (Genital)	195	182	215	262	184	175	170	262
	Gonorrhea	19	23	20	20	20	23	21	20
	Granuloma Inguinale	-	-	-	-	-	-	-	-
	Lymphogranuloma venereum	-	-	-	-	-	-	-	-
	Primary & Secondary Syphilis	-	2	2	-	-	-	4	-
	All Syphilis	1	2	2	5	-	-	5	5
	STD Subtotal	215	207	237	287	204	198	196	287
Tuberculosis	Tuberculosis	1	-	-	1	-	1	-	1
	Mycobacterium - Other	5	7	6	5	6	5	7	5
	Tuberculosis Subtotal	6	7	6	6	6	6	7	6
VPD	Chickenpox (Varicella)	4	5	2	6	6	17	13	6
	Diphtheria	-	-	-	-	-	-	-	-
	H. influenzae Disease - Inv.	1	3	1	2	2	1	1	2
	Measles	-	-	-	-	-	-	-	-
	Mumps	-	-	-	-	-	-	-	-
	Pertussis	7	1	10	1	4	16	21	1
	Polio	-	-	-	-	-	-	-	-
	Rubella	-	-	-	-	-	-	-	-
	Shingles	2	7	7	7	-	1	-	7
	Tetanus	-	-	-	-	-	-	-	-
	VZ Infection, Unspecified	1	1	-	-	-	-	2	-
VPD Subtotal	15	17	20	16	12	35	37	16	
Vectorborne	Babesiosis	-	-	-	-	-	-	-	-
	Dengue Fever	-	-	1	-	-	-	-	-
	Ehrlichiosis	-	-	-	-	-	-	-	-
	Encephalitis, California	-	-	-	-	-	-	-	-
	Encephalitis, Eastern Equine	-	-	-	-	-	-	-	-
	Encephalitis, Powassan	-	-	-	-	-	-	-	-
	Encephalitis, St. Louis	-	-	-	-	-	-	-	-
	Encephalitis, Western Equine	-	-	-	-	-	-	-	-
	Lyme Disease	1	4	4	-	-	-	1	-
	Malaria	-	-	-	-	-	-	-	-
	Rickettsial Disease - Spotted Fever	-	1	-	-	-	-	-	-
	Rickettsial Disease - Typhus	-	-	-	-	-	-	-	-
	West Nile Virus	-	-	1	-	-	-	-	-
	Yellow Fever	-	-	-	-	-	-	-	-
Vectorborne Subtotal	1	5	6	0	0	0	1	0	
Viral Hepatitis	Hepatitis A	-	-	-	-	-	-	-	-
	Hepatitis B, Acute	-	1	-	1	-	-	-	1
	Hepatitis B, Chronic	2	1	2	6	10	5	1	6
	Hepatitis B, Perinatal	-	-	-	-	-	-	-	-
	Hepatitis C, Acute	-	1	-	1	1	-	-	1
	Hepatitis C, Chronic	24	18	17	16	13	11	17	16
	Hepatitis C, Unknown*	-	-	-	-	-	-	-	-
	Hepatitis D	-	-	-	-	-	-	-	-
	Hepatitis E	-	-	-	-	-	-	-	-
	Hepatitis Non A Non B	-	-	-	-	-	-	-	-
	Viral Hepatitis Subtotal	26	21	19	24	24	16	18	24
Total	14,030	5,792	1,955	10,008	12,931	8,508	12,316	10,008	

*Indicates disease no longer reported into the MDSS on an individual cases basis.

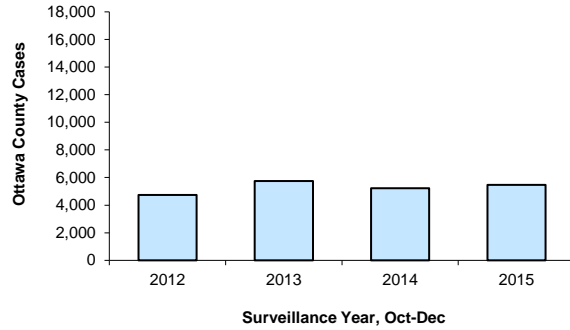
**Data for cases reported is based on date of symptom onset, if available, or date of referral to the public health department.

***The Ottawa County Department of Public Health began reporting outbreak aggregate counts of these diseases to the MDSS in 2011.

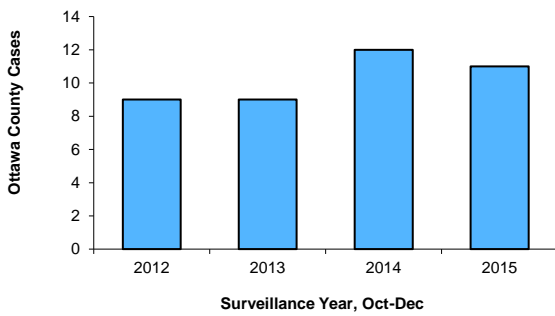
All Types of Foodborne Illness Cases in Ottawa County, Quarter 4 - Previous 4 Years



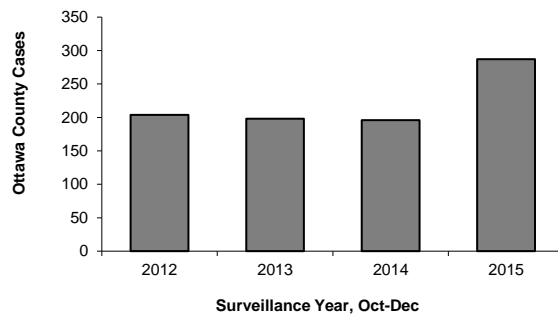
Flu-Like Disease Cases in Ottawa County Quarter 4 - Previous 4 Years



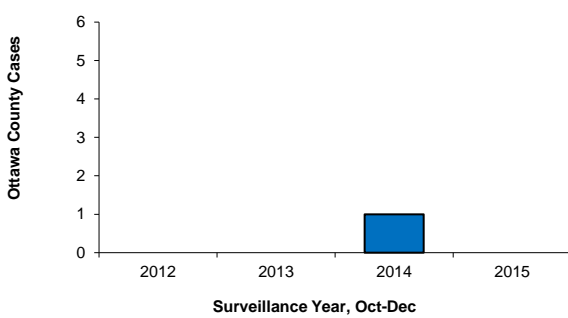
All Types of Meningitis Cases in Ottawa County Quarter 4 - Previous 4 Years



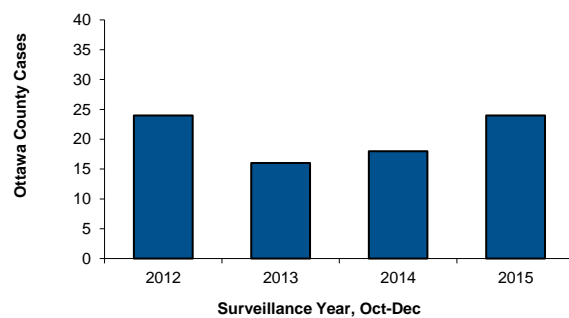
All Types of Sexually Transmitted Disease Cases in Ottawa County, Quarter 4 - Previous 4 Years



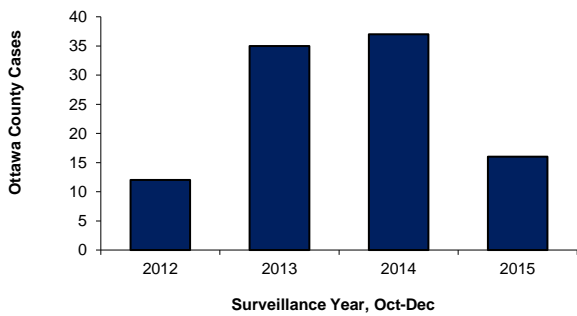
All Types of Vectorborne Disease Cases in Ottawa County, Quarter 4 - Previous 4 Years



All Types of Viral Hepatitis Cases in Ottawa County, Quarter 4 - Previous 4 Years



All Types of Vaccine Preventable Disease Cases in Ottawa County, Quarter 4 - Previous 4 Years



All Reportable Disease Cases in Ottawa County Quarter 4 - Previous 4 Years

