


County of Ottawa
2016 Budget Summary



Contents

Section I	<u>Page</u>
Transmittal Letter	3 – 14
 Section II	
Resolution to Approve the 2016 Operating Budget	15 – 16
2016 Appropriation Act	17 – 18
 Section III	
Budget Summaries by Fund	19 – 43
 Section IV	
New Position Recommendations	44 – 45
 Section V	
Capital Improvement Plan	46 – 48



Ottawa County

Administrator's Office

Alan G. Vanderberg
County Administrator

Keith A. Van Beek
Assistant County Administrator

12220 Fillmore Street, Room 331, West Olive, Michigan 49460

West Olive (616) 738-4898
avanderberg@miOttawa.org
kvanbeek@miOttawa.org
www.miOttawa.org

September 23, 2015

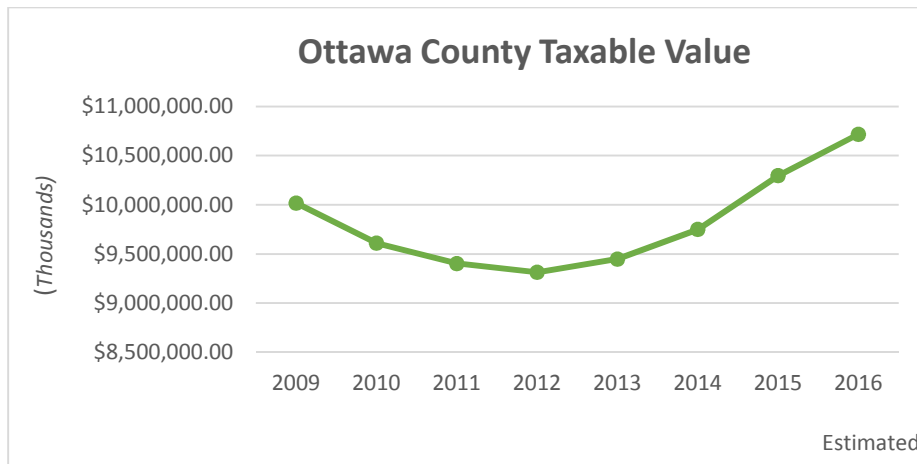
Chair Baumann and Board of Commissioners:

Detailed herein are the 2016 Operating Budgets as proposed by the Finance and Administration Committee in accordance with Public Act 2 of 1966 – the Uniform Budgeting and Accounting Act, as amended. This booklet is divided into 5 sections. Section 1 is this transmittal letter, detailing the significant issues within the 2016 Budget. Section 2 contains the resolution to approve the 2016 Operating Budget as well as summary information of the 2016 Budget by source. Section 3 is a summary of the General Fund and all other funds. This sections contains the majority of information required under Public Act 2 and summarizes each fund's most recently completed actuals, current year amended budget, and the recommended 2016 Budget. Section 4 compiles the 2016 personnel requests and recommendations. Section 5 details the 2016-2012 Capital Improvement Plan. The 2016 Budget includes valued input from elected officials and departments within the County.

FINANCIAL ISSUES:

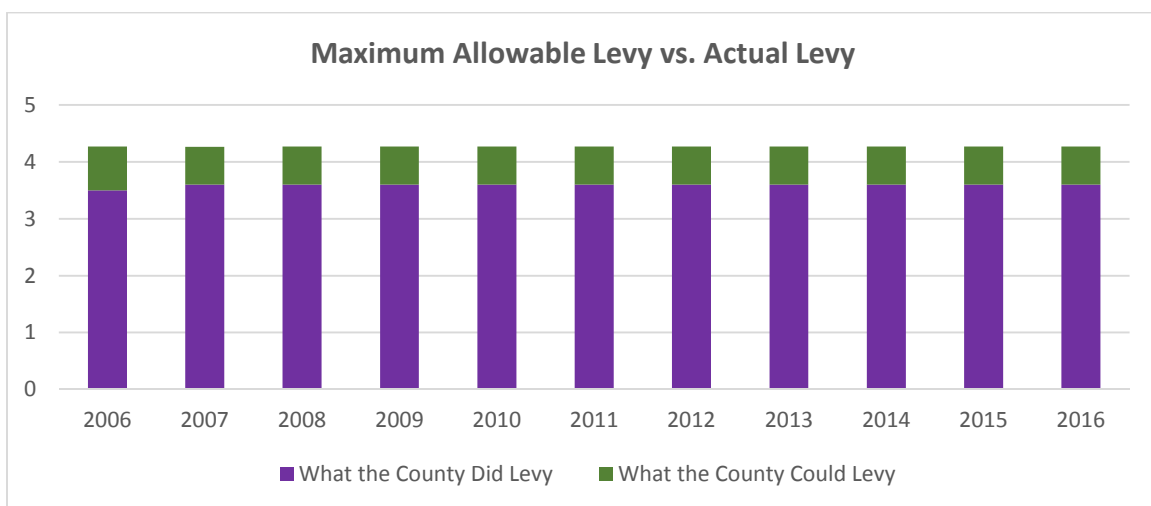
REVENUES: Although revenues for the 2016 Budget will overall be decreasing, the County was able to compile a balanced budget with the use of very little reserves while still providing the same level of services and maintaining the current millage rate.

Taxable Values: After 4 years of significant increases in property value, fiscal year 2016 will see the smallest growth in property value since 2012, with an estimated increase in 2016 property value at approximately 1.69%. Factored into this estimate are the anticipated 0% growth in inflation, along with an adjustment to property value in 2016 based on the requirements from Proposal 1 passed in 2014 and implemented in 2016



Tax Revenue is factored mainly on taxable property value. In 2016 the estimated 1.69% increase in property value will generate an increase in tax revenue of 2.65% or approximately \$890,000. Tax revenue in total shows an overall decrease of approximately \$3.5 million. \$4.2 of this decrease is from the E-911 tax that in 2016 will no longer be passed through the General Fund. This decrease does have an offsetting decrease in expenditures.

Property Tax Revenue and Citizen Burden: Although in the 2016 Budget there is a decrease in revenue the County remains sensitive to the taxpayer contributions. Ottawa County has a maximum tax limit of 4.2650 mills for the 2016 County operations. The Board of Commissioners has chosen to continue to the levy the lower amount of 3.6mills for the nineteenth consecutive year. The difference in the levy from the maximum of 4.2650 mills to 3.6000 mills represents a 16% savings to taxpayers.

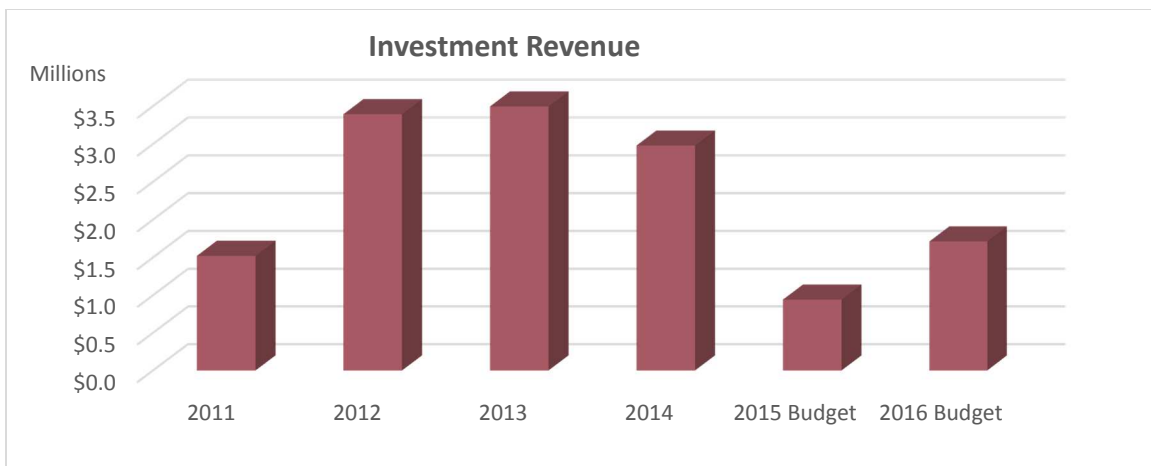


New Legislation for Budget 2016: Proposal 1: 2016 budget year is the first year where proposal will effect property tax values and tax revenue. This change in property tax values is estimated to effect tax revenue for the County in the amount of \$550,000. As required by this proposal the State will reimburse and make the County whole to the 2013 property value, which is approximately \$220,000 for 2016, creating a total loss from Proposal 1 of \$330,000 in 2016. At this time it is still unclear how and in what time frame, this reimbursement by the State will be processed.

State and Federal Revenue: For fiscal year 2016, the State cut the percentage it will reimburse for the Convention and Facility Tax also known as PA2 funds, reducing funding for 2016 by 895,000. However, there is also a reduction in PA2 expenditures of approximately 50% of this revenue, or \$400,000. The County is required by law to pay 50% of the PA2 funds for substance abuse treatment, which is currently managed by Lakeshore Regional Partner (LRP). This reduction is reflected in the health and welfare expenditure section.

Investment Revenue: Interest revenue includes realized and unrealized capital gains and losses reported through a change in fair value as well as actual interest received. The County's investment portfolio is laddered over a 5 to 7 year period with an average maturity of just over 3 years. By laddering the portfolio, the changes in interest rates are averaged and provide opportunity for swings in fair market value. It is important to note that although the fair value has fallen, the County intends to hold these investments to maturity; therefore the fair market losses are not expected to be realized.

As indicated in the graph to the below, investment revenue can vary significantly. The County is limited by the State of Michigan in its choice of investment vehicles and anticipates average return rates to remain low. Also, because interest rates have remained low for such an extended period, longer term investments that were at higher rates have matured and have been reinvested at lower rates.



One Time Dollars: County financial policies stress the importance of having a balanced budget, which means at the end of the day operating revenues match operating expenditures. To keep a conservative approach to estimating revenues without eliminating programs, the 2016 budget includes a \$1,000,000 transfer from the Ottawa County Insurance Authority. The County has budgeted \$500,000 more in 2016 than in 2015 based on the forecasting of a smaller-than-past-years increase in taxable values and tax revenue, as well as the loss assumed in property value from Proposal 1. The County has budgeted \$500,000 in the past, but the last time dollars were actually transferred was fiscal year 2005. The County does not anticipate using the \$500,000 in 2015. The Insurance Authority has a strong net position at 12/31/2014 of \$23.3 million, which gives it the capability to provide this transfer. The County contributed money to start the Authority in 1990, and the balance of that contribution is \$4.1 million.

EXPENDITURES: Every year the County faces the continued increase of expenditures and over time these increases can negatively impact the provision of services. Since approximately 60% of the General Fund expenditures are funded with property tax revenue, increases in expenditures should also reflect the change in taxable value.

Wages: The increase in salaries for the 2016 budget year are a combination of the annual step increases per the pay scale and the negotiated cost of living adjustments. Additionally a wage and classification study was completed in the fall of 2014 with a total increase in salaries effective January 1, 2015 of \$552,721. This amount has been reflected in the 2016 budget.

In 2016, 4.0 full time equivalents (FTE) were added to the budget. A Legal Self Help Center Administrative Assistant (1.0 FTE) was added to meet the requirements from the Michigan Court system for providing services to the public defenders who serve the courts within the County. Parks added a Nature Education Center Secretary (1.0 FTE) was added to the Parks Department to assist with various needs at the center, as well as an additional Maintenance Worker (1.0 FTE) to help with the upkeep and continuous maintenance of the parks and its amenities. A Senior Caseworker (1.0 FTE) was added to Juvenile Services, but they eliminated a Group Leader to accommodate this new position. They also added funding to their temporary salaries in the amount of 1.0 FTE, for a wage increase for the temporary relief youth specialists. This increase will assist Juvenile Services in hiring individuals who may stay for a longer period of time and subsequently decrease training time.

Fringe Benefits: The County continues to reduce the negative impact of rising employee benefit cost while assisting employees in managing their health and providing ways for them to live a healthier lifestyle. During 2015, the County launched a change in its current campaign of "Know Your Numbers, Work Your Numbers". Each employee has various threshold metrics to meet and if an employee did not meet one or more of the metrics, the employee was given various options to rectify the failed metric. These options were anything from a visit to their

doctor for a physical, a six week fruit & vegetable challenge and/or a six week physical challenge. If an employee did not meet the various threshold metrics, but did not complete one of the options available to them, then they will be charged a noncompliance penalty in 2016. The revenue generated from these penalties will more than cover the \$192,500 budgeted for the health management program.

Other Post-Employment Benefits: The County implemented Governmental Accounting Standards Board Statement #O45 – Accounting and Financial Reporting by Employers for Postemployment Benefits Other Than Pensions, also known as OPEB, with the 2008 budget. Ottawa County has two sources of OPEB. Retirees of certain employee groups receive a credit of \$4-\$10 per month per year of service on their health insurance and the County allows retirees under age 65 to purchase health insurance at group blended rates. However, as of January 1, 2008, retirees over age 65 can only purchase insurance at the full actuarially determined cost, and the County no longer provides credits towards the premium. As a result, the County's OPEB unfunded accrued actuarial liability on January 1, 2016 was just \$99,908. The annual required contribution (ARC) included in the 2016 budget is \$170,544.

Defined Benefit Retirement Plan: The County is a member of Michigan Employment Retirement System (MERS), an independent non-profit organization that manages the retirement plan. As of April 2013, all new employees (except Judges) hired by the County participate in a defined contribution plan, as the defined benefit plan is now closed to new employees. Knowing there would be a near term increase during the transition to the defined contribution plan, the County set aside funds in a separate fund (DB/DC Financing Tool).

When a defined benefit plan closes, MERS' policy is to reduce the amortization period of the unfunded accrued liability by two years each year, increasing the annual required contribution. At the same time, the annual required contribution is expressed as a monthly payment, instead of a percent of active enrollment making it difficult to budget.

The County purchased Pension Obligation Bonds at the end of 2014 to fund the currently unfunded portion of the MERS obligation, which facilitated the County to achieve over 90% of its funded obligation to MERS. In doing so the County plans to use DB/DC fund balance for the debt service payment in 2015 in the amount of \$946,000, which was set aside for this purpose. In 2016 the MERS rate for each employee has been adjusted to cover most of the Pension Bond payment of \$2.1 million, with approximately \$595,000 of DB/DC fund balance being used to offset this payment.

Unfunded Mandates: Unfunded mandates are state or federal legal requirements, which result in service and financial obligations on local governments without corresponding revenue. The concern over unfunded mandates is identified in the County's Strategic Plan and continues to be monitored as new legislation is considered.

Fund Balance/Net Position: The County has a long standing history managing annual operating costs with current year revenues and 2016 is consistent with this philosophy.

Fund Type	Total Equity 2012	Total Equity 2013	Total Equity 2014	Amended Budget 2015	Proposed Budget 2016
General Fund	\$ 20,347,872	\$ 20,995,416	\$ 20,645,675	\$ 18,705,681	\$ 17,563,976
Special Revenue Funds	33,466,087	35,654,185	30,378,491	27,976,653	26,129,043
Capital Project Fund	-	3,162,866	3,531,899	1,744,174	974,642
Delinquent Tax Revolving Fund	24,009,202	23,749,935	23,226,301	21,339,704	19,108,888
Permanent Funds	5,814	5,837	5,860	5,883	5,913
Internal Service Funds	36,898,377	40,058,694	40,255,642	39,609,831	38,204,538
Total Equity	\$ 114,727,352	\$ 123,626,933	\$ 118,043,868	\$ 109,381,926	\$ 101,987,000

General Fund: Each year the County appropriates assigned fund balance that was set aside from previous years' savings to accommodate department and elected officials under-spending appropriations. The remaining use of fund balance is for programs/projects that the Board has committed previous savings.

Special Revenue Fund: The increase in the use of fund balance for budget year 2016 of \$1.8 million is substantially higher than 2015. This is due to three main funds. As stated above the DB/DC fund will be using approximately \$595,000 of its fund balance to cover the Pension Bond payment. The Health Fund will be using \$825,000 of its fund balance, however \$625,000 of this is from the transfer that the General Fund made to the Health Fund in 2015. Lastly, the Solid Waste Cleanup fund is planning on using \$465,000 of fund balance in connection with on-going monitoring at the landfill.

Delinquent Tax Revolving Fund (DTRF): As planned the net position in this fund is decreasing. To be conservative the County does not include new foreclosures in the revenue estimates and multiple bond payments as well as operating transfer to the General Fund are paid from the fund. Consequently, net position is expected to decrease through 2017, after which one of the larger bond issues will be paid off.

Internal Service Funds: Net positions in these funds is expected to stay steady

Fund Balance as a Percentage of Expenditures: It is the County's policy to maintain an unassigned fund balance in the General Fund of not less than 10% and not more than 15% of the most recently audited General Fund expenditures and transfers out. The proposed 2016 Budgeted Expenditures of \$66,418,299 and Estimated Equity of \$17,563,976, leaves a total equity as a percentage of expenditures of 26.4%. This maintains the maximum of 15% unassigned fund balance and the remaining 11.4% is non-spendable (inventory), restricted (donation), committed (Board-initiatives) or assigned fund balance.

Financing Tools: Long-term financial planning is addressed extensively in the County's Strategic Plan. The Board adopted fiscal policies and procedures, which specifically address the County's long-term financial needs through various Financing Tools that provide partial, alternative funding sources.

The following funds are budgeted as Special Revenue funds, but consolidated with the General Fund for reporting purposes:

- Compensated Absences (2980) was established to pay for the County's accrued liability which resulted from discontinuing the accumulation and payoff of employee sick days. Estimated equity at 12/31/16 - \$3,533,419.
- DB/DC Conversion Fund (2970) was established to partially fund the near-term increase in retirement funding as a result of closing the defined benefit retirement plan. Estimated equity at 12/31/16 - \$2,580,891.
- Infrastructure Fund (2444) had been established to loan funds to municipalities for infrastructure development. The loans made since inception total \$2,155,000 and have been fully paid off as of 7/31/2015. Currently, the fund is also contributing \$125,000 per year toward the Fillmore expansion/Grand Haven building project debt service payment. These payments will continue through 2027. Estimated equity at 12/31/16 – \$1,438,601
- Solid Waste Clean-up Fund (2271) is continuing to pay on-going monitoring cost at the Southwest Ottawa Landfill. Estimated equity at 12/31/16 - \$3,353,773.
- Stabilization Fund (2570) is providing the General Fund with approximately \$40,000 in interest earnings. In addition, the fund provides additional flexibility to deal with unexpected occurrences that have the potential to negatively impact finances. Estimated equity at 12/31/16 - \$8,956,757.

BUDGET SUMMARY

The 2015 budget reflects the on-going implementation and refinement of the action plans addressed in the County's Strategic Plan. The fluctuations between the 2015 amended and 2016 budgets are discussed below.

Comparison of Revenues for the General Fund, Special Revenue Funds, Debt Service Fund, Capital Projects Fund and Permanent Fund - Primary Government

Source	2015 Amended Budget	2015 Percent of Total	2016 Proposed Budget	2016 Percent of Total	Percent Increase (Decrease)
Taxes	\$ 43,711,030	27.8%	\$ 40,319,224	26.9%	-7.8%
Intergovernmental	69,020,578	43.8%	62,803,413	41.9%	-9.0%
Charges for services	17,246,986	11.0%	17,480,705	11.7%	1.4%
Fines and forfeits	79,400	0.1%	76,400	0.1%	-3.8%
Interest on investments	88,817	0.1%	500,570	0.3%	463.6%
Rental income	4,299,698	2.7%	4,185,890	2.8%	-2.6%
Licenses and permits	1,134,849	0.7%	1,107,784	0.7%	-2.4%
Other	2,110,374	1.3%	4,027,421	2.7%	90.8%
Transfers In from Other Funds	13,590,948	8.6%	15,710,203	10.5%	15.6%
Bond Proceeds	-	0.0%	-	0.0%	N/A
Fund Balance					
Use/(Contribution)	6,129,534	3.9%	3,758,817	2.5%	
Total Estimated Revenues	<u>\$ 157,412,214</u>	<u>100.0%</u>	<u>\$ 149,970,427</u>	<u>100.0%</u>	

Taxes serve as the primary revenue source for the General Fund and Parks & Recreation Fund. As noted before the County is choosing to levy 3.6 mills rather than the maximum allowable. The County is estimating a 1.69% increase in taxable value in 2016. Also noted earlier, the total levy amount includes .4400 mills for the E-911 tax, but this is no longer recorded in the General Fund, but passed through to Central Dispatch, a component unit of the County. This accounts for the majority of the decrease in tax revenue in 2016.

The 2016 levy is broken down as follows:

	<u>Millage for 2015 Budget</u>
General Operations	3.6000
E-911	.4400
Parks and Recreation	<u>.3165</u>
	4.3565

Intergovernmental Revenue represents 41.9% of the Governmental funds revenue budget and shows a decrease in 2016 of 9%. Fluctuations by fund are listed below, with major changes outlined in the narrative that follows:

<u>Fund</u>	<u>Change over 2014</u>
General Fund	\$ (758,327)
Mental Health	(3,311,223)
Health	(926,512)
Parks & Recreation	(700,513)
Brownfield Development	(322,279)
Capital Project Fund	(515,613)
Substance User Disorder	933,156
Child Care Fund	(130,757)
Other	(485,097)

In the General Fund the loss of the PA2 funding accounts for the loss of revenue and as noted previously there is an offsetting 50% expenditure reduction in the amount due to the LRP for substance abuse program expenses. Parks and Recreation, Brownfield Development, Capital Project and Child Care Fund revenue is decreasing because of estimated reductions in grant amount or awards.

The Mental Health Fund is projecting a significant reduction in revenue it receives from the Federal and State government for various programs. Significant decreases have been made to the 2016 expenditure budget in anticipation of this as well as the elimination of staff associated with these programs. Although there is a large decrease in this source of revenue the General Fund contribution will not change. The Health Fund is also showing a decrease in revenue in this area based on the same factors as Mental Health and has made the necessary reductions in expenditures to reflect this decrease in revenue. Although the Health Fund anticipates a decrease in revenue of approximately \$900,000 they were able to keep the increase in the General Fund contribution to only \$50,000.

Charges for Services revenue is currently estimated at 11.7% of total revenue and is increasing 1.4% or \$233,719. The main areas of increase are in the Health Fund and the amount it charges for programs, and the General Fund in the various court fees and the Register of Deed fees.

Licenses and Permits revenue is decreasing primarily due a decline in the number of dog licenses issued. The offering of three-year licenses versus an annual renewal has decreased the need for license renewal. Based on the current census by the Treasurer the number of licenses is expected to decline in 2016 based on this renewal cycle.

Rental Income will be decreasing starting 10/1/2015 as the County complies with Office of Management and Budget's Super Circular, which regulates that the County can no longer charge a 2% usage fee as part of its rent to other departments throughout the County.

Fund Balance: Discussed early in the transmittal letter by fund type.

Comparison of Expenditures for the General Fund, Special Revenue Funds, Debt Service Fund, Capital Projects Fund, and Permanent Fund - Primary Government

Use	2015 Amended Budget	2015 Percent of Total	2016 Proposed Budget	2016 Percent of Total	Percent Increase (Decrease)
Legislative	464,823	0.3%	\$ 454,494	0%	-2.2%
Judicial	17,783,959	11.3%	18,086,520	12%	1.7%
General Government	17,910,816	11.4%	18,044,035	12%	0.7%
Public Safety	33,824,003	21.5%	30,037,574	20%	-11.2%
Public Works	1,044,512	0.7%	1,255,255	1%	20.2%
Health & Welfare	59,634,054	37.9%	56,408,606	38%	-5.4%
Culture & Recreation	6,481,428	4.3%	4,931,031	3%	-23.9%
Community & Economic Development	1,590,863	0.0%	1,249,761	1%	-21.4%
Other	335,000	0.2%	537,280	0%	60.4%
Capital Projects	2,774,812	1.9%	1,689,500	1%	-39.1%
Debt Service	4,088,648	2.7%	5,216,168	3%	27.6%
Operating Transfers Out	11,479,296	7.7%	12,060,203	8%	5.1%
Total Estimated Expenditures	<u>\$157,412,214</u>	<u>100%</u>	<u>\$149,970,427</u>	<u>100%</u>	

Legislative expenditures are decreasing 2.2%. The 2015 budget contained funds to purchase IT equipment for the Commissioners, which no longer needs to be budgeted in 2016.

Judicial expenditures are increasing only slightly and most of this 1.7% increase is based on the increase of wages from the cost of living adjustments and step increase (per pay scale). All other expenditures, including fringe benefits, decreased in this area.

General Government also will see a slight increase of 0.7%, which can be contributed to the increase in wages, like judicial expenditures.

Public Safety represents 20% of total expenditures and is decreasing 11.2% in 2016. \$4.2 million of this decrease was in the General Fund and is from the elimination of the E-911 taxes that are no longer being passed through the General Fund in 2016. As stated earlier a matching decrease in revenue has been budgeted for 2016.

Public Works expenditures are increasing by 20.2% mainly from the amount of Public Works projects that are needed to keep the various landfills functioning as well as up to code.

Health & Welfare expenditures are a total of 38% of the budget and are decreasing \$3.2 million dollars or 5.4%. Much of this decrease in expenditures is derived from the loss of program funding in both the Mental Health fund and Health fund, as well as the necessary decreases in expenditures.

Culture & Recreation expenses are all recorded within the Parks & Recreation Fund and are decreasing by 23.9%. This can be contributed to the decreased number of approved capital outlay projects Parks & Recreation has planned for the 2016 fiscal year. The capital outlay estimate for 2015 is \$3.379 million which includes the large Grand Ravine Phase 1 project as well as the Macatawa Greenway Trail and the Pumphouse Museum. Total capital outlay estimated for 2016 is \$1.825 million which is mainly funding of \$1.711 million for the Grand River Greenway Trail project

Community & Economic Development expenditures is decreasing by 21.4%, which can be all attributed to a grant received in 2015 for a project in the Brownfield Development Fund that is not being renewed in 2016.

Debt Service expenditures are increasing by 27.6% for a total of \$1.1 million, which is the increase in the 2014 Pension Bond payment per the amortization schedule.

CONCLUSION

Ottawa County's vision is *to be the location of choice for living, working, and recreation*. The mission states that *the County is committed to excellence and the delivery of cost-effective public services*. To accomplish the vision and mission of the County, long-term strategies and financial planning have been implemented for several years.

Ottawa County, through its Strategic Plan and financing tools, has placed itself at the forefront by creating long-term strategies to address space needs, provide for equipment replacement, resolve insurance issues, meet human resource needs, fund statutory mandates, and provide public service and quality of life for our citizens.

With financial forecasting and the creation of long-term financing tools, the County has positively impacted future financial decisions and the County's financial stability. These tools permit the County to reduce taxes to County residents, maintain the County's bond rating, and control costs to departments. Finances continue to be carefully balanced in order to maintain or improve the outstanding bond ratings that save significant taxpayer dollars when the County issues debt or when townships use the County bond ratings for water and sewer system bonds.

The County has continued to control expenditures through long range planning to ensure the fiscal stability of the County. With Ottawa County's fiscal restraint and long-term planning, the County will continue to maintain its financial strength and tradition of providing exemplary services to the public.

Sincerely,


Alan G. Vanderberg
County Administrator


Karen Karasinski, CPA
Fiscal Services Director

The Ottawa County Board of Commissioners

West Olive, Michigan

RESOLUTION TO APPROVE 2016 OPERATING BUDGET

At a meeting of the Board of Commissioners of the County of Ottawa, Ottawa County, Michigan, held at the Ottawa County Administrative Annex, Olive Township, Michigan, in said County on September 22, 2015, at 1:30 p.m. local time.

PRESENT: Members –

ABSENT: Member –

The following preamble and resolution were offered by _____ and supported by _____:

WHEREAS, this resolution is known as the FY 2016 General Appropriations Act; and

WHEREAS, pursuant to State law, notice of a public hearing on the proposed budget was published in a newspaper on general circulation on September 2, 2015, and a public hearing on the proposed budget was held on September 8, 2015; and

WHEREAS, the Ottawa County voters authorized .3165 mills for Park development, expansion, and maintenance;

WHEREAS, the Board of Commissioners will authorize, in May 2016, a general property tax levy on all real and personal property within the County upon the current tax roll for County general operations; and

WHEREAS, this County Board of Commissioners through its Finance and Administration Committee, has reviewed the recommended budget in detail; and

WHEREAS, estimated total revenues and appropriations for the various funds are recommended as follows:

Primary Government Budgeted Funds:				
Page	Fund	Sources		Appropriations
		Revenue	Reserves	
2	General Fund	65,276,594	(1,141,705)	66,418,299
8-27	Special Revenue Funds	75,169,760	(1,847,610)	77,017,370
28	Debt Service Funds	4,676,683	-	4,676,683
29	Capital Service Funds	1,088,543	(769,532)	1,858,075
30	Permanent Funds	30	(30)	-
	Total	146,211,610	(3,758,877)	149,970,427

NOW, THEREFORE, BE IT RESOLVED that the Ottawa County Board of Commissioners hereby adopts the FY2016 Appropriations Act as the official budget for FY2016; and

BE IT FURTHER RESOLVED, that the County officials responsible for the appropriations authorized in the act may expend County funds up to, but not to exceed, the total appropriation authorized for each department or activity; and

BE IT FURTHER RESOLVED, that the Ottawa County Board adopts the FY2016 budgets for the various governmental funds by department or activity per the attached schedule; and

BE IT FURTHER RESOLVED, pursuant to the Uniform Budget and Accounting Act, the County Administrator may approve and execute transfers between appropriations up to \$50,000 without prior approval of the Board; and

BE IT FURTHER RESOLVED, the Capital Improvement projects are appropriated for the life of the project and will carryforward to future years until complete; and

FURTHER BE IT RESOLVED THAT all resolutions and parts of resolutions insofar as they conflict with the provisions of this resolution are hereby rescinded.

YEAS: Members -

NAYS: Members -

ABSTAIN: Members -

RESOLUTION DECLARED ADOPTED.

Chairperson, James Holtrop

County Clerk/Register, Justin Roebuck

Certification

I, the undersigned, duly qualified Clerk of the County of Ottawa, Michigan, do hereby certify that the foregoing is a true and complete copy of a resolution adopted by the Board of Commissioners of the County of Ottawa, Michigan, at a meeting held on September 22, 2015, the original of which is on file in my office. Public notice of said meeting was given pursuant to and in compliance with Act No. 267, Public Acts of Michigan, 1976, as amended.

IN WITNESS WHEREOF, I have hereto affixed my official signature this 22nd day of September, A.D., 2015.

County Clerk/Register, Justin Roebuck

COUNTY OF OTTAWA
2016 Appropriation Act

	General Fund	Special Revenue Funds	Debt Service	Capital Projects	Permenant Fund	Total Primary Government
Revenues:						
Taxes	\$37,060,592	\$3,258,632				\$40,319,224
Intergovernmental	\$8,765,624	\$54,037,789				\$62,803,413
Charges for services	\$13,615,969	\$3,864,736				\$17,480,705
Fines and forfeits	\$76,400					\$76,400
Interest on investments	\$352,070	\$98,470		\$50,000	\$30	\$500,570
Rental income	\$2,264,153	\$15,500	\$1,817,694	\$88,543		\$4,185,890
Licenses and permits	\$291,822	\$815,962				\$1,107,784
Other	\$599,964	\$3,427,457				\$4,027,421
Transfers In from Other Funds	\$2,250,000	\$9,651,214	\$2,858,989	\$950,000		\$15,710,203
Total Estimated Revenues	\$65,276,594	\$75,169,760	\$4,676,683	\$1,088,543	\$30	\$146,211,610
Appropriations:						
Legislative (Commissioners)	\$454,494					\$454,494
Judicial:						
20th Circuit Court	\$3,169,769					\$3,169,769
58th District Court	\$7,922,800					\$7,922,800
Probate Court	\$855,804					\$855,804
Juvenile Services Division	\$1,284,174					\$1,284,174
Circuit Court Adult Probation	\$155,929					\$155,929
All other judicial	\$23,911	\$4,674,133				\$4,698,044
General Government:						
Administrator	\$770,905					\$770,905
Fiscal Services	\$1,425,993					\$1,425,993
County Clerk	\$2,143,989					\$2,143,989
Prosecuting Attorney	\$3,918,891					\$3,918,891
County Treasurer	\$800,726					\$800,726
Equalization	\$1,218,541					\$1,218,541
Geographic Information Systems	\$451,853					\$451,853
MSU Extension	\$355,337					\$355,337
Facilities Maintenance	\$3,966,167					\$3,966,167
Corporate Counsel	\$248,729					\$248,729
Register of Deeds	\$681,433					\$681,433
Human Resources	\$887,888					\$887,888
Water Resources Commissioner	\$769,666					\$769,666
All other General Government	\$134,864	\$269,053			\$0	\$403,917

COUNTY OF OTTAWA
2016 Appropriation Act

	General Fund	Special Revenue Funds	Debt Service	Capital Projects	Permenant Fund	Total Primary Government
Public Safety:						
Sheriff	\$10,333,619					\$10,333,619
Jail	\$9,651,892					\$9,651,892
All other Public Safety	\$1,856,831	\$8,195,232				\$10,052,063
Public Works (drain assessments)	\$171,250					\$171,250
All other Public Works		\$1,084,005				\$1,084,005
Health & Welfare:						
Substance Abuse	\$414,771					\$414,771
All other Health & Welfare	\$409,441	\$55,584,394				\$55,993,835
Culture & Recreation						
All other Culture & Recreation		\$4,931,031				\$4,931,031
Community & Economic Development	\$1,190,653					\$1,190,653
All other Community & Economic Development		\$59,108				\$59,108
Other Expenditures:						
Insurance	\$130,659					\$130,659
Contingency	\$406,621					\$406,621
Debt Service	\$539,485		\$4,676,683			\$5,216,168
Capital Projects	\$20,000			\$1,669,500		\$1,689,500
Transfers Out to Other Funds	\$9,651,214	\$2,220,414		\$188,575		\$12,060,203
Total Appropriations	\$66,418,299	\$77,017,370	\$4,676,683	\$1,858,075	\$0	\$149,970,427
Fund Balance (Usage)/Contribution	-\$1,141,705	-\$1,847,610	\$0	-\$769,532	\$30	-\$3,758,817

County of Ottawa

General Fund (1010)

Budget Summary

Budget Year Ending December 31, 2016

The General Fund is used to account for all revenues and expenditures applicable to general operations of the County except for those required or determined to be more appropriately accounted for in another fund. Revenues are derived primarily from property tax, intergovernmental revenues and charges for services

	Prior Year Actual 12/31/2014	Current Year Amended Budget 12/31/2015	Recommended Budget 2016	Increase/ (Decrease)
Revenues				
Tax	39,185,501	40,624,268	37,060,592	(3,563,676)
Intergovernmental Revenue	8,745,471	9,523,951	8,765,624	(758,327)
Charges for Services	12,207,378	13,488,431	13,615,969	127,538
Fines & Forfeits	74,400	79,400	76,400	(3,000)
Interest on Investments	380,143	14,500	352,070	337,570
Rental	2,917,199	2,461,600	2,264,153	(197,447)
Licenses & Permits	399,935	383,826	291,822	(92,004)
Other Revenue	747,882	662,988	599,964	(63,024)
Operating Transfers In	84,853	1,125,000	2,250,000	1,125,000
Total Revenues	64,742,761	68,363,964	65,276,594	(4,212,370)
Expenditures				
Salaries & Wages	22,419,149	23,684,173	24,246,392	562,219
Benefits	10,486,040	11,571,358	11,891,900	320,542
Supplies	2,207,729	2,603,482	2,611,625	8,143
Other Services & Charges	20,671,435	21,227,276	17,071,062	(4,156,214)
Debt Service	576,505	553,355	539,485	(13,870)
Contingency	-	256,727	406,621	149,894
Transfers Out	8,731,645	10,407,587	9,651,214	
Total Expenditures	65,092,502	70,303,958	66,418,299	(3,129,286)
Revenues Over (Under) Expenditures	(349,741)	(1,939,994)	(1,141,705)	
Fund Balance, Beginning of Year		20,645,675	18,705,681	
Projected Fund Balance, End of Year		18,705,681	17,563,976	
Estimated Underspend		1,915,083	925,940	
Other Planned Projects		24,911	215,765	
Revenues Over (Under)		1,939,994	1,141,705	

County of Ottawa
Brownfield Redevelopment Authority (2430)
Special Revenue Fund
Budget Summary
Budget Year Ending December 31, 2016

The Brownfield Redevelopment Authority Fund was established by the County Board for the purpose of revitalizing certain environmentally distressed or functionally obsolete and/or blighted areas in the County.

	Prior Year Actual 12/31/2014	Current Year Amended Budget 12/31/2015	Recommended Budget 2016	Increase/ (Decrease)
Revenues				
Taxes	560	762	762	-
Intergovernmental Revenue	67,720	332,279	10,000	(322,279)
Charges for Services	-	-	-	-
Fines and Forfeits	-	-	-	-
Interest on Investments	-	-	-	-
Rental	-	-	-	-
Licenses and Permits	-	-	-	-
Other Revenue	-	1,500	-	(1,500)
Operating Transfer In	-	-	-	-
Total Revenues	<u>68,280</u>	<u>334,541</u>	<u>10,762</u>	<u>(323,779)</u>
Expenditures				
Salaries & Wages	-	-	-	-
Benefits	-	-	-	-
Supplies	10	1,149	-	(1,149)
Other Services & Charges	68,242	333,415	10,762	(322,653)
Debt Service	-	-	-	-
Other Financing Sources	-	-	-	-
Operating Transfers Out	-	-	-	-
Total Expenditures	<u>68,252</u>	<u>334,564</u>	<u>10,762</u>	<u>(323,802)</u>
Revenues Over (Under) Expenditures	28	(23)	-	
Fund Balance, Beginning of Year		<u>321</u>	298	
Projected Fund Balance, End of Year		<u>298</u>	<u>298</u>	

County of Ottawa
Child Care - Circuit Court (2920)
Special Revenue Fund
Budget Summary

Budget Year Ending September 30, 2016

The Child Care Fund is used to account for foster child care in the County. This encompasses the Ottawa County Detention Center, which is a facility that house juveniles on a short-term basis. The primary funding comes from the State and County appropriation which is used to aid children who require placement outside of the home.

	Prior Year Actual 9/30/2014	Current Year Amended Budget 9/30/2015	Recommended Budget 2016	Increase/ (Decrease)
Revenues				
Taxes	-	-	-	-
Intergovernmental Revenue	3,577,185	4,234,024	4,103,267	(130,757)
Charges for Services	761,780	621,000	593,600	(27,400)
Fines and Forfeits	-	-	-	-
Interest on Investments	-	-	-	-
Rental	-	-	-	-
Licenses and Permits	-	-	-	-
Other Revenue	-	-	-	-
Operating Transfers In	3,646,053	4,234,525	4,201,095	(33,430)
Total Revenues	7,985,018	9,089,549	8,897,962	(191,587)
Expenditures				
Salaries & Wages	2,907,357	3,180,201	3,312,052	131,851
Benefits	1,251,075	1,474,674	1,353,312	(121,362)
Supplies	153,212	221,719	222,223	504
Other Services & Charges	3,873,376	4,169,612	4,010,375	(159,237)
Debt Service	-	-	-	-
Other Financing Sources	-	-	-	-
Operating Transfers Out	-	-	-	-
Total Expenditures	8,185,020	9,046,206	8,897,962	(148,244)
Revenues Over (Under) Expenditures	(200,002)	43,343	-	
Fund Balance, Beginning of Year		964,470	1,007,813	
Projected Fund Balance, End of Year		1,007,813	1,007,813	

County of Ottawa
Compensated Absences (2980)
Special Revenue Fund
Budget Summary

Budget Year Ending December 31, 2016

The Compensated Absences Fund is used to account for future payments of accumulate sick pay of County employees under the sick days/short and long-term disability plan. This fund is also used to accrue vacation pay.

	Prior Year Actual 12/31/2014	Current Year Amended Budget 12/31/2015	Recommended Budget 2016	Increase/ (Decrease)
Revenues				
Taxes	-	-	-	-
Intergovernmental Revenue	-	-	-	-
Charges for Services	124,240	75,000	75,000	-
Fines and Forfeits	-	-	-	-
Interest on Investments	45,258	5,091	5,091	-
Rental	-	-	-	-
Licenses and Permits	-	-	-	-
Other Revenue	-	-	-	-
Operating Transfers In	-	-	-	-
Total Revenues	<u>169,498</u>	<u>80,091</u>	<u>80,091</u>	<u>-</u>
Expenditures				
Salaries & Wages	-	-	-	-
Benefits	38,869	27,163	32,325	5,162
Supplies	-	-	-	-
Other Services & Charges	-	-	-	-
Debt Service	-	-	-	-
Other Financing Sources	-	-	-	-
Operating Transfers Out	-	-	-	-
Total Expenditures	<u>38,869</u>	<u>27,163</u>	<u>32,325</u>	<u>5,162</u>
Revenues Over (Under) Expenditures	130,629	52,928	47,766	
Fund Balance, Beginning of Year		<u>3,432,725</u>	<u>3,485,653</u>	
Projected Fund Balance, End of Year		<u>3,485,653</u>	<u>3,533,419</u>	

County of Ottawa
Concealed Pistol Licenses (2631)
Special Revenue Fund
Budget Summary
Budget Year Ending December 31, 2016

The Concealed Pistol Licenses Fund is used to comply with Public Act 3 of 2015 to account for the fees charged and costs associated with the issuing of a concealed pistol licenses.

	Prior Year Actual 12/31/2014	Current Year Amended Budget 12/31/2015	Recommended Budget 2016	Increase/ (Decrease)
Revenues				
Taxes	-	-	-	-
Intergovernmental Revenue	-	-	-	-
Charges for Services	-	-	-	-
Fines and Forfeits	-	-	-	-
Interest on Investments	-	-	-	-
Rental	-	-	-	-
Licenses and Permits	-	-	48,100	48,100
Other Revenue	-	-	-	-
Operating Transfer In	-	-	-	-
Total Revenues	-	-	48,100	48,100
Expenditures				
Salaries & Wages	-	-	26,612	26,612
Benefits	-	-	11,323	11,323
Supplies	-	-	5,072	5,072
Other Services & Charges	-	-	-	-
Debt Service	-	-	-	-
Other Financings Sources	-	-	-	-
Operating Transfers Out	-	-	-	-
Total Expenditures	-	-	43,007	43,007
Revenues Over (Under) Expenditures	-	-	5,093	
Fund Balance, Beginning of Year		-	-	
Projected Fund Balance, End of Year		None	5,093	

County of Ottawa
DB/DC Conversion (2970)
Special Revenue Fund
Budget Summary

Budget Year Ending December 31, 2016

The DB/DC Conversion Fund was established by the County Board to set aside funds needed for startup costs associated with moving new hires to a defined contribution retirement system.

	Prior Year Actual 12/31/2014	Current Year Amended Budget 12/31/2015	Recommended Budget 2016	Increase/ (Decrease)
Revenues				
Taxes	-	-	-	-
Intergovernmental Revenue	-	-	-	-
Charges for Services	-	-	-	-
Fines and Forfeits	-	-	-	-
Interest on Investments	59,065	6,680	4,880	(1,800)
Rental	-	-	-	-
Licenses and Permits	-	-	-	-
Other Revenue	29,139,274	-	1,495,414	1,495,414
Operating Transfer In	-	-	-	-
Total Revenues	<u>29,198,339</u>	<u>6,680</u>	<u>1,500,294</u>	<u>1,493,614</u>
Expenditures				
Salaries & Wages	-	-	-	-
Benefits	29,600,000	-	-	-
Supplies	-	-	-	-
Other Services & Charges	139,274	-	-	-
Debt Service	-	-	-	-
Other Financing Sources				
Operating Transfers Out	-	946,709	2,095,414	1,148,705
Total Expenditures	<u>29,739,274</u>	<u>946,709</u>	<u>2,095,414</u>	<u>1,148,705</u>
Revenues Over (Under) Expenditures	(540,935)	(940,029)	(595,120)	
Fund Balance, Beginning of Year		<u>4,116,040</u>	<u>3,176,011</u>	
Projected Fund Balance, End of Year		<u>3,176,011</u>	<u>2,580,891</u>	

County of Ottawa
Department of Health & Human Services (2901)
Special Revenue Fund
Budget Summary
Budget Year Ending September 30, 2016

The Department of Human and Health Services Fund is used primarily to account for monies from State and local funding sources to assist with the welfare programs which offers aid to disadvantaged individuals in Ottawa County.

	Prior Year Actual 9/30/2014	Current Year Amended Budget 9/30/2015	Recommended Budget 2016	Increase/ (Decrease)
Revenues				
Taxes	-	-	-	-
Intergovernmental Revenue	(28)	-	-	-
Charges for Services	-	-	-	-
Fines and Forfeits	-	-	-	-
Interest on Investments	-	-	-	-
Rental	-	-	-	-
Licenses and Permits	-	-	-	-
Other Revenue	-	-	-	-
Operating Transfer In	44,547	44,547	46,287	1,740
Total Revenues	44,519	44,547	46,287	1,740
Expenditures				
Salaries & Wages	-	-	-	-
Benefits	-	-	-	-
Supplies	454	593	515	(78)
Other Services & Charges	42,014	43,954	45,772	1,818
Debt Service	-	-	-	-
Other Financing Sources	-	-	-	-
Operating Transfer Out	-	-	-	-
Total Expenditures	42,468	44,547	46,287	1,740
Revenues Over (Under) Expenditures	2,051	-	-	
Fund Balance, Beginning of Year		30,583	30,583	
Projected Fund Balance, End of Year		30,583	30,583	

County of Ottawa
Farmland Preservation (2340)
Special Revenue Fund
Budget Summary

Budget Year Ending December 31, 2016

The Farmland Preservation Fund is used to account for cash purchases and/or installment purchases of development rights voluntarily offered by landowners. Once purchased, an agricultural conservation easement is placed on the proper which restricts future development.

	Prior Year Actual 12/31/2014	Current Year Amended Budget 12/31/2015	Recommended Budget 2016	Increase/ (Decrease)
Revenues				
Taxes	-	-	-	-
Intergovernmental Revenue	-	-	-	-
Charges for Services	-	-	-	-
Fines and Forfeits	-	-	-	-
Interest on Investments	-	-	-	-
Rental	-	-	-	-
Licenses and Permits	-	-	-	-
Other Revenue	-	51,158	48,346	(2,812)
Operating Transfer In	-	-	-	-
Total Revenues	-	51,158	48,346	(2,812)
Expenditures				
Salaries & Wages	-	-	-	-
Benefits	-	-	-	-
Supplies	510	1,300	1,346	46
Other Services & Charges	-	49,858	47,000	(2,858)
Debt Service	-	-	-	-
Other Financing Sources	-	-	-	-
Operating Transfers Out	-	-	-	-
Total Expenditures	510	51,158	48,346	(2,812)
Revenues Over (Under) Expenditures	(510)	-	-	
Fund Balance, Beginning of Year		94	94	
Projected Fund Balance, End of Year		94	94	

County of Ottawa
Friend of the Court (2160)
Special Revenue Fund
Budget Summary

Budget Year Ending September 30, 2016

The Friend of the Court Fund accounts for operations of the Friend of the Court including Co-Op Reimbursement Grant, the Medical Support Enforcement Grant, and the 3% Friend of the Court incentive payments established under Act 297 of 1982, Section 2530.

	Prior Year Actual 9/30/2014	Current Year Amended Budget 9/30/2015	Recommended Budget 2016	Increase/ (Decrease)
Revenues				
Taxes	-	-	-	-
Intergovernmental Revenue	2,285,020	2,772,108	2,762,021	(10,087)
Charges for Services	245,813	225,450	233,600	8,150
Fines and Forfeits	-	-	-	-
Interest on Investments	-	-	-	-
Rental	-	-	-	-
Licenses and Permits	-	-	-	-
Other Revenue	-	-	-	-
Operating Transfer In	996,235	911,997	930,939	18,942
Total Revenues	<u>3,527,068</u>	<u>3,909,555</u>	<u>3,926,560</u>	<u>17,005</u>
Expenditures				
Salaries & Wages	1,914,140	2,109,979	2,181,186	71,207
Benefits	891,732	1,037,559	922,938	(114,621)
Supplies	69,084	75,016	121,607	46,591
Other Services & Charges	652,112	687,001	700,829	13,828
Debt Service	-	-	-	-
Other Financing Uses	-	-	-	-
Operating Transfer Out	-	-	-	-
Total Expenditures	<u>3,527,068</u>	<u>3,909,555</u>	<u>3,926,560</u>	<u>17,005</u>
Revenues Over (Under) Expenditures	-	-	-	
Fund Balance, Beginning of Year		-	-	
Projected Fund Balance, End of Year		<u>-</u>	<u>-</u>	

County of Ottawa
Health (2210)
Special Revenue Fund
Budget Summary

Budget Year Ending September 30, 2016

The Public Health Fund is used to account for monies received from Federal, State, and Local grants and County appropriations. These monies are utilized in providing a variety of health-related services to County residents.

	Prior Year Actual 9/30/2014	Current Year Amended Budget 9/30/2015	Recommended Budget 2016	Increase/ (Decrease)
Revenues				
Taxes	-	-	-	-
Intergovernmental Revenue	3,984,092	4,158,190	3,231,678	(926,512)
Charges for Services	826,928	889,930	990,655	100,725
Fines and Forfeits	-	-	-	-
Interest on Investments	-	-	-	-
Rental	-	-	-	-
Licenses and Permits	779,766	751,023	767,862	16,839
Other Revenue	217,249	232,320	174,727	(57,593)
Operating Transfers In	3,026,193	4,032,301	3,379,710	(652,591)
Total Revenues	<u>8,834,228</u>	<u>10,063,764</u>	<u>8,544,632</u>	<u>(1,519,132)</u>
Expenditures				
Salaries & Wages	4,254,716	4,455,083	4,674,334	219,251
Benefits	1,845,098	2,175,228	1,910,839	(264,389)
Supplies	887,348	1,018,180	1,035,526	17,346
Other Services & Charges	1,847,066	1,968,199	1,748,933	(219,266)
Debt Service	-	-	-	-
Other Financing Sources	-	-	-	-
Operating Transfers Out	-	-	-	-
Total Expenditures	<u>8,834,228</u>	<u>9,616,690</u>	<u>9,369,632</u>	<u>(247,058)</u>
Revenues Over (Under) Expenditures	-	447,074	(825,000)	
Fund Balance, Beginning of Year		<u>578,327</u>	<u>1,025,401</u>	
Projected Fund Balance, End of Year		<u>1,025,401</u>	<u>200,401</u>	

County of Ottawa
Homestead Property Tax (2550)
Special Revenue Fund
Budget Summary

Budget Year Ending December 31, 2016

The Homestead Property Tax Fund was established as a result of the passage of Public Act 105 of 2003 which provides for the denial of homestead status by local governments, counties, and/or the State of Michigan. The County's share of interest on tax revenue collected under this statute is to be used solely for the administration of this program, and any unused funds remaining after a period of three years may be transferred to the County's general fun (MCL 211.7cc, as amended).

	Prior Year Actual 12/31/2014	Current Year Amended Budget 12/31/2015	Recommended Budget 2016	Increase/ (Decrease)
Revenues				
Taxes	7,564	5,000	5,000	-
Intergovernmental Revenue	-	-	-	-
Charges for Services	-	-	-	-
Fines and Forfeits	-	-	-	-
Interest on Investments	79	79	79	-
Rental	-	-	-	-
Licenses and Permits	-	-	-	-
Other Revenue	-	-	-	-
Operating Transfers In	-	-	-	-
Total Revenues	7,643	5,079	5,079	-
Expenditures				
Salaries & Wages	-	-	-	-
Benefits	-	-	-	-
Supplies	-	100	100	-
Other Services & Charges	1,422	1,445	1,474	29
Debt Service	-	-	-	-
Other Financing Sources	-	-	-	-
Operating Transfers Out	-	-	-	-
Total Expenditures	1,422	1,545	1,574	29
Revenues Over (Under) Expenditures	6,221	3,534	3,505	
Fund Balance, Beginning of Year		8,819	12,353	
Projected Fund Balance, End of Year		12,353	15,858	

**County of Ottawa
Infrastructure (2444)
Special Revenue Fund
Budget Summary**

Budget Year Ending December 31, 2016

The Infrastructure Fund was established by the County Board to provide financial assistance to local units of government for water, sewer, road, and bridge projects that especially unique, non-routine, and out-of-the ordinary.

	Prior Year Actual 12/31/2014	Current Year Amended Budget 12/31/2015	Recommended Budget 2016	Increase/ (Decrease)
Revenues				
Taxes	-	-	-	-
Intergovernmental Revenue	-	-	-	-
Charges for Services	-	-	-	-
Fines and Forfeits	-	-	-	-
Interest on Investments	28,407	3,721	2,320	(1,401)
Rental	-	-	-	-
Licenses and Permits	-	-	-	-
Other Revenue	-	-	-	-
Operating Transfers In	-	-	-	-
Total Revenues	28,407	3,721	2,320	(1,401)
Expenditures				
Salaries & Wages	-	-	-	-
Benefits	-	-	-	-
Supplies	-	-	-	-
Other Services & Charges	-	-	-	-
Debt Service	-	-	-	-
Other Financing Sources	-	-	-	-
Operating Transfers Out	125,000	125,000	125,000	-
Total Expenditures	125,000	125,000	125,000	-
Revenues Over (Under) Expenditures	(96,593)	(121,279)	(122,680)	
Fund Balance, Beginning of Year		1,682,560	1,561,281	
Projected Fund Balance, End of Year		1,561,281	1,438,601	

County of Ottawa
Landfill Tipping Fees (2272)
Special Revenue Fund
Budget Summary

Budget Year Ending December 31, 2016

The Landfill Tipping Fund was established to account for the County's share of the tipping fee surcharge of the Ottawa County Farms landfill starting in 1991 in accordance with an agreement between Ottawa County, Sunset Waste Systems, Inc. and Polkton Township. The monies are to be used for implementation of the Solid Waste Management Plan.

	Prior Year Actual 12/31/2014	Current Year Amended Budget 12/31/2015	Recommended Budget 2016	Increase/ (Decrease)
Revenues				
Taxes	-	-	-	-
Intergovernmental Revenue	24,655	28,000	28,000	-
Charges for Services	353,859	320,000	330,000	10,000
Fines and Forfeits	-	-	-	-
Interest on Investments	-	-	-	-
Rental	-	-	-	-
Licenses and Permits	-	-	-	-
Other Revenue	36,128	30,350	27,250	(3,100)
Operating Transfers In	-	-	-	-
Total Revenues	<u>414,642</u>	<u>378,350</u>	<u>385,250</u>	<u>6,900</u>
Expenditures				
Salaries & Wages	147,210	166,360	177,972	11,612
Benefits	66,427	90,060	92,311	2,251
Supplies	8,315	15,295	11,670	(3,625)
Other Services & Charges	159,352	185,303	174,071	(11,232)
Debt Service	-	-	-	-
Other Financing Sources	-	-	-	-
Operating Transfers Out	-	-	-	-
Total Expenditures	<u>381,304</u>	<u>457,018</u>	<u>456,024</u>	<u>(994)</u>
Revenues Over (Under) Expenditures	33,338	(78,668)	(70,774)	
Fund Balance, Beginning of Year		1,125,431	1,046,763	
Projected Fund Balance, End of Year		<u>1,046,763</u>	<u>975,989</u>	

**County of Ottawa
Mental Health (2220)
Special Revenue Fund
Budget Summary**

Budget Year Ending September 30, 2016

The Mental Health Fund is used to account for monies to provide mental health services within the County.
Monies are provided by Federal, State, and County appropriations, contributions and charges for services

	Prior Year Actual 9/30/2014	Current Year Amended Budget 9/30/2015	Recommended Budget 2016	Increase/ (Decrease)
Revenues				
Taxes	-	-	-	-
Intergovernmental Revenue	37,511,987	36,733,004	33,421,781	(3,311,223)
Charges for Services	595,452	756,775	811,561	54,786
Fines and Forfeits	-	-	-	-
Interest on Investments	(2,360)	1,000	-	(1,000)
Rental	-	-	-	-
Licenses and Permits	-	-	-	-
Other Revenue	737,658	413,314	435,658	22,344
Operating Transfers In	563,108	563,108	476,500	(86,608)
Total Revenues	<u>39,405,845</u>	<u>38,467,201</u>	<u>35,145,500</u>	<u>(3,321,701)</u>
Expenditures				
Salaries & Wages	8,977,000	8,293,892	6,031,612	(2,262,280)
Benefits	3,758,470	3,871,760	2,547,705	(1,324,055)
Supplies	487,827	539,317	350,749	(188,568)
Other Services & Charges	26,322,033	25,762,232	26,215,434	453,202
Debt Service	-	-	-	-
Other Financing Sources	-	-	-	-
Operating Transfers Out	-	-	-	-
Total Expenditures	<u>39,545,330</u>	<u>38,467,201</u>	<u>35,145,500</u>	<u>(3,321,701)</u>
Revenues Over (Under) Expenditures	(139,485)	-	-	
Fund Balance, Beginning of Year		<u>218,030</u>	<u>218,030</u>	
Projected Fund Balance, End of Year		<u>218,030</u>	<u>218,030</u>	

County of Ottawa
Other Governmental Grants (2180)
Special Revenue Fund
Budget Summary

Budget Year Ending December 31, 2016

The Other Governmental Grants Fund was opened in 2012 and accounts for various grants, primarily judicial and public safety grants.

	Prior Year Actual 12/31/2014	Current Year Amended 12/31/2015	Recommended Budget 2016	Increase/ (Decrease)
Revenues				
Taxes	-	-	-	-
Intergovernmental Revenue	885,551	1,264,693	853,837	(410,856)
Charges for Services	59,822	50,000	50,000	-
Fines and Forfeits	-	-	-	-
Interest on Investments	-	-	-	-
Rental	-	-	-	-
Licenses and Permits	-	-	-	-
Other Revenue	8,959	16,049	3,500	(12,549)
Operating Transfers In	500	61,955	51,305	(10,650)
Total Revenues	954,832	1,392,697	958,642	(423,405)
Expenditures				
Salaries & Wages	266,578	218,034	229,121	11,087
Benefits	83,912	79,087	79,526	439
Supplies	29,818	59,385	21,700	(37,685)
Other Services & Charges	566,230	1,027,391	628,295	(399,096)
Debt Service	-	-	-	-
Other Financing Uses	-	-	-	-
Operating Transfer Out	-	-	-	-
Total Expenditures	946,538	1,383,897	958,642	(425,255)
Revenues Over (Under) Expenditures	8,294	8,800	-	
Fund Balance, Beginning of Year		31,552	40,352	
Projected Fund Balance, End of Year		40,352	40,352	

County of Ottawa
Parks & Recreation (2081)
Special Revenue Fund
Budget Summary

Budget Year Ending December 31, 2016

The Parks and Recreation Fund was established for the development, maintenance and operation of the Ottawa County Parks. Funding is provided from Federal, State grants and charges for services throughout the Parks such as entrance fees and rental fees. A Millage of .33 mills was re-approved by the County electorate during 2006 for ten years and expires in 2016

	Prior Year Actuals 12/31/2014	Current Year Amended Budget 12/31/2015	Recommended Budget 2016	Increase/ (Decrease)
Revenues				
Tax	2,991,778	3,081,000	3,252,870	171,870
Intergovernmental Revenue	438,139	718,113	17,600	(700,513)
Charges for Services	560,805	468,500	525,320	56,820
Fines & Forfeits	-	-	-	-
Interest on Investments	74,816	40,850	74,800	33,950
Rents	36,062	15,750	15,500	(250)
Licenses & Permits	-	-	-	-
Other Revenue	664,671	600,000	1,150,800	550,800
Operating Transfer In	-	-	-	-
Total Revenues	<u>4,766,270</u>	<u>4,924,213</u>	<u>5,036,890</u>	<u>112,677</u>
Expenditures				
Salaries & Wages	1,374,499	1,546,526	1,651,794	105,268
Benefits	459,768	578,599	571,594	(7,005)
Supplies	195,616	284,495	259,555	(24,940)
Other Services & Charges	556,559	702,430	622,588	(79,842)
Debt Service	-	-	-	-
Capital Outlay	2,355,985	3,369,378	1,825,500	(1,543,878)
Operating Transfer Out	-	-	-	-
Total Expenditures	<u>4,942,426</u>	<u>6,481,428</u>	<u>4,931,031</u>	<u>(1,550,397)</u>
Revenues Over (Under) Expenditures	(176,156)	(1,557,215)	105,859	
Fund Balance, Beginning of Year		<u>4,487,970</u>	<u>2,930,755</u>	
Projected Fund Balance, End of Year		<u>2,930,755</u>	<u>3,036,614</u>	

County of Ottawa
Register of Deeds Technology (2560)
Special Revenue Fund
Budget Summary
Budget Year Ending December 31, 2016

The Register of Deeds Technology Fund was established under Public Act 698 of 2002 to account for newly authorized additional recording fees effective March 31, 20013. The revenue collected is to be spent on technology upgrades.

	Prior Year Actual 12/31/2014	Current Year Amended Budget 12/31/2015	Recommended Budget 2016	Increase/ (Decrease)
Revenues				
Taxes	-	-	-	-
Intergovernmental Revenue	-	-	-	-
Charges for Services	225,602	250,000	255,000	5,000
Fines and Forfeits	-	-	-	-
Interest on Investments	8,394	745	6,180	5,435
Rental	-	-	-	-
Licenses and Permits	-	-	-	-
Other Revenue	-	-	-	-
Operating Transfers In	-	-	-	-
Total Revenues	233,996	250,745	261,180	10,435
Expenditures				
Salaries & Wages	13,779	14,055	14,336	281
Benefits	8,857	10,035	10,176	141
Supplies	31,866	7,880	300	(7,580)
Other Services & Charges	144,968	167,731	167,335	(396)
Debt Service	-	-	-	-
Other Financing Sources				
Operating Transfer Out	-	-	-	-
Total Expenditures	199,470	199,701	192,147	(7,554)
Revenues Over (Under) Expenditures	34,526	51,044	69,033	
Fund Balance, Beginning of Year		608,719	659,763	
Projected Fund Balance, End of Year		659,763	728,796	

County of Ottawa
Sheriff Grants & Contracts (2630)
Special Revenue Fund
Budget Summary

Budget Year Ending December 31, 2016

The Sheriff Grants & Contracts Fund accounts for various public safety grants and contracts for policing services with County municipalities.

	Prior Year Actual 12/31/2014	Current Year Amended Budget 12/31/2015	Recommended Budget 2016	Increase/ (Decrease)
Revenues				
Taxes	-	-	-	-
Intergovernmental Revenue	6,514,123	7,598,746	7,534,592	(64,154)
Charges for Services	27,950	-	-	-
Fines and Forfeits	-	-	-	-
Interest on Investments	-	-	-	-
Rental	-	-	-	-
Licenses and Permits	-	-	-	-
Other Revenue	7,800	98,380	91,762	(6,618)
Operating Transfers In	462,420	549,311	565,378	16,067
Total Revenues	<u>7,012,293</u>	<u>8,246,437</u>	<u>8,191,732</u>	<u>(54,705)</u>
Expenditures				
Salaries & Wages	4,104,088	4,731,947	4,793,108	61,161
Benefits	2,012,019	2,431,909	2,321,323	(110,586)
Supplies	177,788	174,694	177,108	2,414
Other Services & Charges	717,738	907,887	900,193	(7,694)
Debt Service	-	-	-	-
Other Financing Sources	-	-	-	-
Operating Transfers Out	-	-	-	-
Total Expenditures	<u>7,011,633</u>	<u>8,246,437</u>	<u>8,191,732</u>	<u>(54,705)</u>
Revenues Over (Under) Expenditures	660	-	-	
Fund Balance, Beginning of Year		<u>5,681</u>	<u>5,681</u>	
Projected Fund Balance, End of Year		<u>5,681</u>	<u>5,681</u>	

County of Ottawa
Solid Waste Clean-Up (2271)
Special Revenue Fund
Budget Summary

Budget Year Ending December 31, 2016

The Solid Waste Clean-Up Fund was established to account for monies received from settlement of a claim. The monies are mainly used for the clean-up and on-going costs of the Southwest Ottawa Landfill

	Prior Year Actual 12/31/2014	Current Year Amended Budget 12/31/2015	Recommended Budget 2016	Increase/ (Decrease)
Revenues				
Taxes	-	-	-	-
Intergovernmental Revenue	-	-	-	-
Charges for Services	-	-	-	-
Fines and Forfeits	-	-	-	-
Interest on Investments	57,718	6,128	5,120	(1,008)
Rental	-	-	-	-
Licenses and Permits	-	-	-	-
Other Revenue	-	-	-	-
Operating Transfers In	-	-	-	-
Total Revenues	<u>57,718</u>	<u>6,128</u>	<u>5,120</u>	<u>(1,008)</u>
Expenditures				
Salaries & Wages	-	-	-	-
Benefits	-	-	-	-
Supplies	-	-	-	-
Other Services & Charges	255,084	317,475	470,412	152,937
Debt Service	-	-	-	-
Other Financing Sources	-	-	-	-
Operating Transfers Out	-	-	-	-
Total Expenditures	<u>255,084</u>	<u>317,475</u>	<u>470,412</u>	<u>152,937</u>
Revenues Over (Under) Expenditures	(197,366)	(311,347)	(465,292)	
Fund Balance, Beginning of Year		<u>4,130,412</u>	<u>3,819,065</u>	
Projected Fund Balance, End of Year		<u>3,819,065</u>	<u>3,353,773</u>	

**County of Ottawa
Stabilization (2570)
Special Revenue Fund
Budget Summary**

Budget Year Ending December 31, 2016

The Stabilization Fund was established to assure the continued solid financial condition of the County in case of an emergency.

	Prior Year Actual 12/31/2014	Current Year Amended Budget 12/31/2015	Recommended Budget 2016	Increase/ (Decrease)
Revenues				
Taxes	-	-	-	-
Intergovernmental Revenue	-	-	-	-
Charges for Services	-	-	-	-
Fines and Forfeits	-	-	-	-
Interest on Investments	-	-	-	-
Rental	-	-	-	-
Licenses and Permits	-	-	-	-
Other Revenue	-	-	-	-
Operating Transfers In	-	-	-	-
Total Revenues	-	-	-	-
Expenditures				
Salaries & Wages	-	-	-	-
Benefits	-	-	-	-
Supplies	-	-	-	-
Other Services & Charges	-	-	-	-
Debt Service	-	-	-	-
Other Financing Sources	-	-	-	-
Operating Transfers Out	84,853	-	-	-
Total Expenditures	84,853	-	-	-
Revenues Over (Under) Expenditures	(84,853)	-	-	
Fund Balance, Beginning of Year		8,956,757	8,956,757	
Projected Fund Balance, End of Year		8,956,757	8,956,757	

County of Ottawa
Substance Use Disorder (2225)
Special Revenue Fund
Budget Summary

Budget Year Ending September 30, 2016

This Substance Use Disorder Fund is used to account for monies to provide substance abuse services within the County. Monies are provided by Federal, State, County (PA2), and charges for services.

	Prior Year Actual 9/30/2014	Current Year Amended Budget 9/30/2015	Recommended Budget 2016	Increase/ (Decrease)
Revenues				
Taxes	-	-	-	-
Intergovernmental Revenue	-	1,141,857	2,075,013	933,156
Charges for Services	-	-	-	-
Fines and Forfeits	-	-	-	-
Interest on Investments	-	-	-	-
Rental	-	-	-	-
Licenses and Permits	-	-	-	-
Other Revenue	-	-	-	-
Operating Transfers In	-	-	-	-
Total Revenues	-	1,141,857	2,075,013	933,156
Expenditures				
Salaries & Wages	-	169,627	229,535	59,908
Benefits	-	74,862	90,850	15,988
Supplies	-	2,218	-	(2,218)
Other Services & Charges	-	895,150	1,754,628	859,478
Debt Service	-	-	-	-
Other Financing Sources	-	-	-	-
Operating Transfers Out	-	-	-	-
Total Expenditures	-	1,141,857	2,075,013	933,156
Revenues Over (Under) Expenditures	-	-	-	
Fund Balance, Beginning of Year		-	-	
Projected Fund Balance, End of Year		None	None	

County of Ottawa
Ottawa County Building Authority (3515-3517) & Pension Bonds (3600)
Debt Service
Budget Summary
Budget Year Ending December 31, 2016

The Ottawa County Building Authority Fund was established to account for the accumulation of resources for payment of principal and interest on bonds issued to finance building projects for the County of Ottawa. Financing is provided by cash rental payments pursuant to lease agreements with the County of Ottawa. The Pension Bond Fund was established to assist the County in funding the unfunded portion of the pension liability with MERS. Financing is provided through the DB/DC fund balance.

	Prior Year Actual 12/31/2014	Current Year Amended Budget 12/31/2015	Recommended Budget 2016	Increase/ (Decrease)
Revenues				
Taxes	-	-	-	-
Intergovernmental Revenue	-	-	-	-
Charges for Services	-	-	-	-
Fines and Forfeits	-	-	-	-
Interest on Investments	-	-	-	-
Rental	1,821,294	1,818,944	1,817,694	(1,250)
Licenses and Permits	-	-	-	-
Other Revenue	-	4,315	-	(4,315)
Operating Transfer In	761,625	1,712,034	2,858,989	1,146,955
Total Revenues	2,582,919	3,535,293	4,676,683	1,141,390
Expenditures				
Salaries & Wages	-	-	-	-
Benefits	-	-	-	-
Supplies	-	-	-	-
Other Services & Charges	-	-	-	-
Debt Service	2,582,919	3,535,293	4,676,683	1,141,390
Other Financings Sources	-	-	-	-
Operating Transfers Out	-	-	-	-
Total Expenditures	2,582,919	3,535,293	4,676,683	1,141,390
Revenues Over (Under) Expenditures	-	-	-	
Fund Balance, Beginning of Year		-	-	
Projected Fund Balance, End of Year		None	None	

County of Ottawa
Capital Improvement (4020)
Capital Projects
Budget Summary

Budget Year Ending December 31, 2016

The Capital Improvement Fund was established to account for the receipt of funds under Act 136, Public Acts of 1956 (Sections 14.261-141.263, Compiled Laws of 1979), which are restricted for statutory Public Improvement

	Prior Year Actual 12/31/2014	Current Year Amended Budget 12/31/2015	Recommended Budget 2016	Increase/ (Decrease)
Revenues				
Taxes	-	-	-	-
Intergovernmental Revenue	-	515,613	-	(515,613)
Charges for Services	-	101,900	-	(101,900)
Fines and Forfeits	-	-	-	-
Interest on Investments	54,250	10,000	50,000	40,000
Rental	-	3,404	88,543	85,139
Licenses and Permits	-	-	-	-
Other Revenue	-	-	-	-
Operating Transfers In	3,477,649	356,170	950,000	
Total Revenues	<u>3,531,899</u>	<u>987,087</u>	<u>1,088,543</u>	<u>(492,374)</u>
Expenditures				
Salaries & Wages	-	-	-	-
Benefits	-	-	-	-
Supplies	-	-	-	-
Other Services & Charges	-	2,584,487	1,669,500	(914,987)
Debt Service	-	190,325	188,575	(1,750)
Other Financing Sources	-	-	-	-
Operating Transfers Out	-	-	-	-
Total Expenditures	<u>-</u>	<u>2,774,812</u>	<u>1,858,075</u>	<u>(916,737)</u>
Revenues Over (Under) Expenditures	3,531,899	(1,787,725)	(769,532)	
Fund Balance, Beginning of Year		<u>3,531,899</u>	<u>1,744,174</u>	
Projected Fund Balance, End of Year		<u>1,744,174</u>	<u>974,642</u>	

**County of Ottawa
Cemetery Trust (1500)
Permanent Fund
Budget Summary**

Budget Year Ending December 31, 2016

The Cemetery Trust Fund was established under State statute to care for cemetery plots of specific individuals who have willed monies in trust to the County for perpetual care of their gravesites.

	Prior Year Actuals 12/31/2014	Current Year Amended Budget 12/31/2015	Recommended Budget 2016	Increase/ (Decrease)
Revenues				
Tax	-	-	-	-
Intergovernmental Revenue	-	-	-	-
Charges for Services	-	-	-	-
Fines & Forfeits	-	-	-	-
Interest on Investments	23	23	30	7
Licenses & Permits	-	-	-	-
Rental	-	-	-	-
Other Revenue	-	-	-	-
Operating Transfer In	-	-	-	-
Total Revenues	<u>23</u>	<u>23</u>	<u>30</u>	<u>7</u>
Expenditures				
Salaries & Wages	-	-	-	-
Benefits	-	-	-	-
Supplies	-	-	-	-
Other Services & Charges	-	-	-	-
Debt Service	-	-	-	-
Other Financing Uses	-	-	-	-
Operating Transfer Out	-	-	-	-
Total Expenditures	<u>-</u>	<u>-</u>	<u>-</u>	<u>-</u>
Revenues Over (Under) Expenditures	23	23	30	
Fund Balance, Beginning of Year		<u>5,860</u>	<u>5,883</u>	
Projected Fund Balance, End of Year		<u>5,883</u>	<u>5,913</u>	

COUNTY OF OTTAWA
2016 BUDGET SUMMARY
OTHER FUNDS

FUND NUMBER	FUND NAME	2015 PROJECTED RETAINED EARNINGS	2016 REVENUE/ OPERATING TRANSFERS	2016 EXPENSES/ OPERATING TRANSFERS	2016 PROJECTED RETAINED EARNINGS
5160	Delinquent Tax Revolving Fund	\$21,339,704	\$1,195,027	\$3,425,843	\$19,108,888
6360	Innovation & Technology	1,908,763	3,737,769	4,024,914	1,621,618
6450	Duplicating	670,184	90,047	75,459	684,772
6550	Telecommunications	2,505,665	686,066	817,245	2,374,486
6641	Equipment Pool	4,638,361	1,472,545	1,461,545	4,649,361
6770	Protected Self-Funded Insurance Programs	3,581,628	301,680	392,151	3,491,157
6771	Employee Benefits	2,206,469	10,854,356	10,856,960	2,203,865
6772	Protected Self-Funded Unemployment Insurance	253,417	471,000	457,196	267,221
6775	Long Term Disability Insurance	264,994	79,024	62,310	281,708
6780	Ottawa County, Michigan Insurance Authority Fund	\$23,580,350	2,427,043	3,377,043	22,630,350
TOTAL OTHER FUNDS		\$60,949,535	\$21,314,557	\$24,950,666	\$57,313,426

COUNTY OF OTTAWA

2016 Personnel Requests (Recommended)

Department	Org	Position Title	FTE	Personnel Cost Increase	Cost for Equipment	Net Cost to General Fund
<u>Permanent (Benefited) Positions</u>						
Friend of the Court	10101370	Legal Self Help Center Administrative Assistant	1.00	62,561	-	62,561
Subtotal General Fund			1.00	62,561	-	
Parks	20811750	Nature Education Center Secretary	1.00	41,355	-	-
Parks	20811750	Parks Maintenance Worker	1.00	20,780	-	-
Juvenile Services	29206624	Senior Caseworker	1.00	81,189	-	8,220
Eliminated Group Leader position for this position			-1.00	(64,750)		
Subtotal Other Funds			2.00	62,135	-	
Total Permanent Position Recommended			3.00	124,696	-	
<u>Temporary (Unbenefited) Position</u>						
Juvenile Services	29206620	Relief Youth Specialist	1.00	23,647	-	11,824
Subtotal Other Funds						
Total Temporary Positions Recommended			1.00	23,647	-	
Recommended	Total All Funds - Permanent & Temporary		4.00	148,343	-	82,604

44

2016 Personnel Requests (Not Recommended)

Permanent (Benefited) Positions

Probate Court	10101480	Deputy Probate Register	0.50	29,976	705
Prosecuting Attorney	10102670	Child Support Investigator - Legal Assistant II	1.00	71,102	-
Clerk/Register	10102150	Court Records Data Technician	1.00	55,679	-
Facilities	10102665	Custodian - Jail	1.00	49,755	-
Facilities	10102667	Facilities Clerk - Expansion of hours	0.40	17,100	-
Water Resources	10102750	Stormwater Technician	1.00	69,106	9,381
Sheriff's Office	10103020	Training & Development Coordinator	1.00	91,986	37,000
Sheriff's Office	10103020	Crime Data Analyst	1.00	63,050	13,000
Circuit Court - Trial Division	10101310	Chief Court Clerk	1.00	72,747	-
Circuit Court - Trial Division	10101310	Adult Drug Treatment Court Case Manager	1.00	59,701	-
Circuit Court - Trial Division	10101310	Adult Drug Treatment Court Coordinator	1.00	83,134	-
Subtotal General Fund			9.90	663,335	60,086

Juvenile Services	29206623	Group Leader	1.00	68,267	-	50% CCF reimbursement
Juvenile Services	29206620	Training/Compliance Officer (Training Coordinator	1.00	76,085	-	50% CCF reimbursement
Juvenile Services	29206623	Treatment Specialist	1.00	81,189	-	50% CCF reimbursement
Public Health	22106311	Health Educator/Nutritionist	1.00	59,590	-	
Public Health	22106010	Public Health Analyst/Planner	1.00	63,063	15,505	
** Friend of the Court	21601410	FOC Investigator	1.00	82,556	-	66% CRP reimbursement
Friend of the Court	21601410	FOC Account Specialist	1.00	62,624	2,680	66% CRP reimbursement
Friend of the Court	21601410	Attorney Referee	0.25	67,724	-	66% CRP reimbursement
Subtotal Other Funds			38.05	2,286,677	138,357	

Total Permanent Positions Not Recommended

Not Recommended

Total All Funds - Permanent & Temporary

47.95	2,950,012	198,443
47.95	2,950,012	198,443

** Board of Commissioners approved this position at the 2nd meeting in July of 2015. The Parent Locate Specialist position was eliminated

DRAFT

**County of Ottawa
Proposed Capital Improvement Plan
Fiscal Year 2016-2021**

Project Number	Project Description	Funding Source	Current Approved	Adj to Current Approved	2016	2017	2018	2019	2020	2021 & Beyond	Estimated Cost
Facilities											
1	Asphalt replacement-A bldg	4020				51,000					\$ 51,000
2	Asphalt replacement-B bldg	4020				37,000					\$ 37,000
3	Asphalt replacement-C bldg	4020				123,000					\$ 123,000
4	Carpet Replacement-DHS	4020	170,000								\$ 170,000
5	Door Control Replacement-Jail	4020	90,000	485,000							\$ 575,000
6	Jail cell painting-Jail	4020	50,000		50,000						\$ 100,000
7	Locker Room-Holland District Court	4020				125,000					\$ 125,000
8	Clerk & Register of Deeds Office Consolidation	4020	75,000								\$ 75,000
9	Sallyport	4020	550,000	120,000							\$ 670,000
10	Rest Room Renovations -Hudsonville	4020				75,500					\$ 75,500
11	Roof Replacement-Jail/Detention Center	4020	312,250								\$ 312,250
12	Space Study	4020	75,000								\$ 75,000
13	Friend of the Court Renovation - Reception area	4020	30,000								\$ 30,000
14	JSC Bldg. Construction	4020				175,000					\$ 175,000
15	OCJDC Construction Modification	4020				95,000					\$ 95,000
16	Adult Jail Addition/Alteration/New Juvenile	4020								910,000	\$ 910,000
17	New Juvenile Justice Center	4020								250,000	\$ 250,000
18	Public defender's offices	4020									
19	Friend of the Court Expansion -Holland District Court	4020				30,000					\$ 30,000
20	Jail/Detention Center DVR system	4020				200,000	200,000	200,000	200,000		\$ 800,000
21	Replace carpet in Admin thru Fiscal Services	4020				85,000					\$ 85,000
22	Replace Fiscal Services workstations	4020				82,000					\$ 82,000
23	Innovation Room -Fillmore	4020			72,000						\$ 72,000
24	Fire Alarm Panel replacement - A bldg	4020			25,000						\$ 25,000
25	Fire Alarm Panel replacement - B bldg	4020			23,000						\$ 23,000
26	Fire Alarm Panel replacement - C bldg	4020			28,000						\$ 28,000
27	Cooling Tower Bldg B replacement	4020			50,000						\$ 50,000
28	Range Upgrade	4020				50,000					\$ 50,000
29	Environmental Controls	4020				100,000					\$ 100,000
30	Replace carpet lower level Fillmore, original bldg	4020					56,000				\$ 56,000
31	Roof Top Units 1 & 2 Fillmore Admin Bldg replacement	4020					250,000				\$ 250,000
32	Air Handling Units 1 & 2 Fillmore Admin Bldg replacement	4020						180,000			\$ 180,000
33	Air Handling Units 3 & 4 Fillmore Admin Bldg replacement	4020							150,000		\$ 150,000
34	Make-Up Air Unit replacement - Jail kitchen	4020							65,000		\$ 65,000
35	Grand Haven Court steps solutions	4020			220,000						\$ 220,000
36	Card Access Readers/System	4020									
Facilities Subtotal			\$ 1,352,250	\$ 605,000	\$ 468,000	\$ 1,228,500	\$ 506,000	\$ 380,000	\$ 415,000	\$ 1,160,000	\$ 6,114,750

46

DRAFT

**County of Ottawa
Proposed Capital Improvement Plan
Fiscal Year 2016-2021**

Project Number	Project Description	Funding Source	Current Approved	Adj to Current Approved					2021 & Beyond	Estimated Cost	
				2016	2017	2018	2019	2020			
Information Technology											
37	Justice System (MICA)	6360	566,500	566,500	263,250					\$ 1,396,250	
38	CourtStream Project	4020	202,000	43,000						\$ 245,000	
39	Touch Screen Self Service Center	4020		25,000	25,000	25,000				\$ 75,000	
40	OCCDA-LEIN-MICA Interface	4020	25,000	25,000						\$ 50,000	
41	Courtroom Technology upgrade	4020	65,000	95,000	25,000					\$ 185,000	
42	Phone System Replacement	6550				1,000,000				\$ 1,000,000	
43	Public Safety Digital Media	Authority		950,000						\$ 950,000	
44	Court Xray Machines replacement	4020		60,000	30,000					\$ 90,000	
45	Touch Print fingerprint machines replacement	4020			40,000	30,000				\$ 70,000	
46	GIS LIDAR update	4020			170,000					\$ 170,000	
47	GIS Oblique Imagery Update	Aerial reserve			191,000			191,000		\$ 382,000	
48	GIS Orthophoto Imagery update	Aerial reserve			127,000					\$ 127,000	
49	Server/Storage Infrastructure Refresh	4020					876,800			\$ 876,800	
50	Wireless Infrastructure Refresh	4020						89,480		\$ 89,480	
51	Building Cabling/Recabling	6550/GF						400,000	200,000	\$ 600,000	
52	WAN Refresh	6550							240,600	\$ 240,600	
Information Technology Subtotal			\$ 858,500	\$ -	\$ 1,764,500	\$ 871,250	\$ 1,055,000	\$ 876,800	\$ 680,480	\$ 440,600	\$ 6,547,130
Parks & Recreation Commission											
53	Grand River Greenway Trail Phase 1	2081		990,000						\$ 990,000	
54	Grand River Acquisitions	2081	380,000							\$ 380,000	
55	Grand Ravines Phase 1	2081	1,327,773							\$ 1,327,773	
56	Hager Park Age of Discovery Updates	2081				50,000				\$ 50,000	
57	Hager Park South Play Equipment	2081						100,000		\$ 100,000	
58	Historic Ottawa Beach Pumphouse Museum	2081	252,342							\$ 252,342	
59	Kirk Park Play Area Improvements	2081				50,000				\$ 50,000	
60	Kirk Paving Reconstruction	2081			80,000					\$ 80,000	
61	Lower Grand River Restoration	2081	69,313							\$ 69,313	
62	Macatawa Green Space Paved Trail	2081	65,000							\$ 65,000	
63	Macatawa Greenspace Bridge	2081					80,000			\$ 80,000	
64	Macatawa Greenway Trail	2081	711,674							\$ 711,674	
65	Nature Education Center Exhibit Renovation	2081	50,000							\$ 50,000	
66	North Beach Drive Bike Path	2081	50,000							\$ 50,000	
67	North Ottawa Dunes Stair Reconstruction	2081	90,000							\$ 90,000	
68	Ottawa Beach Waterfront Walkway	2081	72,837							\$ 72,837	
69	Paw Paw Park Renovations	2081	130,000							\$ 130,000	
70	Tunnel Paving Reconstruction	2081			50,000					\$ 50,000	
71	Upper Macatawa 84th Ave. Improvements	2081	91,487							\$ 91,487	
Parks and Recreation Subtotal			\$ 3,290,426	\$ -	\$ 990,000	\$ 130,000	\$ 100,000	\$ 80,000	\$ 100,000	\$ -	\$ 4,690,426

DRAFT

**County of Ottawa
Proposed Capital Improvement Plan
Fiscal Year 2016-2021**

Project Number	Project Description	Funding Source	Current Approved	Adj to Current Approved	2016	2017	2018	2019	2020	2021 & Beyond	Estimated Cost
Planning & Performance Improvement											
72	Spoonville Trail -Phase I	4020	739,933								\$ 739,933
73	Spring Lake Cell Tower	4020	200,000								\$ 200,000
74	Tallmadge Twp Cell Tower	4020	200,000								\$ 200,000
75	Spoonville Trail - Phase II	various				1,626,864					\$ 1,626,864
	Planning and Performance Subtotal		\$ 1,139,933		\$ -	\$ 1,626,864	\$ -	\$ -	\$ -	\$ -	\$ 2,766,797
Grand Total			\$ 6,641,109	\$ 605,000	\$ 3,222,500	\$ 3,856,614	\$1,661,000	\$ 1,336,800	\$ 1,195,480	\$ 1,600,600	\$ 20,119,103
Summary of Funding Source:											
	MDOT Grant		515,613			1,028,864					\$ 1,544,477
	MDNR Grant					300,000					\$ 300,000
	Other Grants					147,500					\$ 147,500
	Donations					101,500					\$ 101,500
	(2081) Parks Fund		3,290,426		990,000	130,000	100,000	80,000	100,000	-	\$ 4,690,426
	(6360) Innovation and Technology Fund		566,500		566,500	263,250					\$ 1,396,250
	(6550) Telecommunications Fund						1,000,000		400,000	440,600	\$ 1,840,600
	(4020) Capital Project Fund		2,268,570	605,000	716,000	1,885,500	561,000	1,256,800	695,480	1,160,000	\$ 9,148,350
	Insurance Authority				950,000						\$ 950,000
Total Funding			\$ 6,641,109	\$ 605,000	\$ 3,222,500	\$ 3,856,614	\$1,661,000	\$ 1,336,800	\$ 1,195,480	\$ 1,600,600	\$ 20,119,103