



# County of Ottawa

## *Board of Commissioners*

**Philip D. Kuyers**  
*Chairperson*

**James C. Holtrop**  
*Vice-Chairperson*

12220 Fillmore Street, Room 310, West Olive, Michigan 49460

West Olive (616) 738-4898

Fax (616) 738-4888

Grand Haven (616) 846-8295

Grand Rapids (616) 662-3100

Website: [www.miOttawa.org](http://www.miOttawa.org)

September 24, 2010

To All Ottawa County Commissioners:

The Ottawa County Board of Commissioners will meet on **Tuesday, September 28, 2010 at 1:30 p.m.**, for the regular **September** meeting of the Board at the Ottawa County Fillmore Street Complex in West Olive, Michigan.

The Agenda is as follows:

1. Call to Order by the Chairperson
2. Invocation – Commissioner Karsten
3. Pledge of Allegiance to the Flag
4. Roll Call
5. Presentation of Petitions and Communications
6. Public Comments and Communications from County Staff
7. Approval of Agenda
8. Actions and Reports

A. Consent Resolutions:

From the County Clerk

1. Board of Commissioners Meeting Minutes  
Suggested Motion:  
To approve the Minutes of the September 14, 2010 Board of Commissioners Meeting.
2. Payroll  
Suggested Motion:  
To authorize the payroll of September 28, 2010 in the amount of \$\_\_\_\_\_.

Joyce E. Kortman      Dennis W. Swartout      Jane M. Ruiter      Matthew M. Hehl      Roger G. Rycenga  
Gordon D. Schrottenboer      Robert W. Karsten      James H. Holtvluwer      Donald G. Disselkoen

From the Finance and Administration Committee

3. Monthly Accounts Payable for August 16, 2010 through August 31, 2010  
Suggested Motion:  
To approve the general claims in the amount of \$4,784,397.84 as presented by the summary report for August 16, 2010 through August 31, 2010.
4. Monthly Budget Adjustments  
Suggested Motion:  
To approve the appropriation changes greater than \$50,000 and those approved by the Administrator and Fiscal Services Director for \$50,000 or less which changed the total appropriation from the amended budget for the month of August, 2010.

B. Action Items:

From Administration

5. Benefit Adjustment for All County and Court Employees for 2011  
Suggested Motion:  
To approve and authorize the Board Chair and Clerk to sign the resolution directing the County Administrator to retain an agent of record and to finalize and implement the Health Plan including appropriate health, dental and vision programs.

From the Finance and Administration Committee

6. 2009 Cost Allocation Plan  
Suggested Motion:  
To approve the 2009 Cost Allocation Plan for implementation in the 2011 budget.
7. IT Billing Rate Study for 2011  
Suggested Motion:  
To approve the Information Technology Billing Rate Study for 2011 for implementation in the 2011 budget.
8. Resolution Regarding the Distribution of Convention Facility Tax Revenues to Counties Under Public Acts 106 and 107 of 1985  
Suggested Motion:  
To approve and authorize the Board Chair and Clerk to sign the resolution Regarding the Distribution of Convention Facility Tax Revenues to Counties Under Public Acts 106 and 107 of 1985.
9. Resolution Regarding the Distribution of Cigarette Tax Revenues to Counties Under Public Acts 219 and 264 of 1987  
Suggested Motion:  
To approve and authorize the Board Chair and Clerk to sign the resolution Regarding the Distribution of Cigarette Tax Revenues to Counties Under Public Acts 219 and 264 of 1987.
10. Setting of Public Hearing on the 2011 Ottawa County Budget  
Suggested Motion:  
To set a public hearing on the 2011 Ottawa County budget for Tuesday, October 12, 2010, to be held in the Ottawa County Board Room, 12220 Fillmore Street, West Olive, at 1:30 p.m.
11. Ottawa County Renewable Energy Renaissance Zone (RERZ) Designation  
Recommendation for Energetx Composites, LLC

Suggested Motion:

To approve and authorize the Board Chair and Clerk to sign the resolution designating approximately 26 acres of vacant property in Holland Township as an Energy Renaissance Zone (RERZ).

12. Community Mental Health Personnel Request to Increase a .6 FTE Unclassified, Paygrade 7E to 1 FTE Unclassified, Paygrade 7E

Suggested Motion:

To approve the request from Community Mental Health to increase a .6 FTE Program Coordinator - Evidence Based Practices (Unclassified, Paygrade 7E) to 1 FTE Program Coordinator - EBP (Unclassified, Paygrade 7E) at a cost of \$41,434.00. Funding to come from State Medicaid funds.

13. Public Health Personnel Request to Eliminate a .9 LPN (Group T Paygrade 09) and to create a .6 Community Health Nurse (MNA)

Suggested Motion:

To approve the request from Public Health to eliminate (1) .9 FTE LPN (Group T Paygrade 09) and to create (1) .6 FTE Community Health Nurse (MNA Paygrade G Step) at a savings of \$7,598.

14. Tuition Reimbursement

Suggested Motion:

To approve the recommendation to suspend Tuition Reimbursement for the year 2011 and to review this recommendation in 2011 for the 2012 budget year.

15. Benefit Adjustments for County and Court Unclassified and Group T Employees for 2011

Suggested Motion:

To approve a 0% wage increase for County and Court Unclassified (Excluding Elected Officials, Judges and the Board of Commissioners) and Group T Employees for 2011.

C. Appointments: None

D. Discussion Items:

16. Final Overview of the 2011 Budget

9. Report of the County Administrator
10. General Information, Comments, and Meetings Attended
11. Public Comments
12. Adjournment

**PROPOSED  
PROCEEDINGS OF THE OTTAWA COUNTY  
BOARD OF COMMISSIONERS  
SEPTEMBER SESSION – FIRST DAY**

The Ottawa County Board of Commissioners met on Tuesday, September 14, 2010, at 1:30 p.m. and was called to order by the Chair.

Mr. Swartout pronounced the invocation.

The Clerk led in the Pledge of Allegiance to the Flag.

Present at roll call: Mrs. Kortman, Messrs. Kuyers, Swartout, Mrs. Ruiter, Messrs. Hehl, Rycenga, Schrotenboer, Disselkoen, Karsten, Holtrop. (10)

Absent: Mr. Holtvluwer. (1)

B/C 10-206 Mr. Schrotenboer moved to approve the agenda of today as presented. The motion passed.

B/C 10-207 Mr. Holtrop moved to approve the following Consent Resolutions:

1. To approve the minutes of the August 24, 2010 Board of Commissioners Meeting.
2. To authorize the payroll of September 14, 2010 in the amount of \$522.00.
3. To approve the general claims in the amount of \$4,784,397.84 as presented by the summary report for August 16, 2010 through August 31, 2010.
4. To receive for information the Correspondence Log.
5. To approve and authorize the Board Chairperson and Clerk to sign the Resolution declaring Tuesday, November 23, 2010 as “Michigan Adoption in Ottawa County.”

The motion passed as shown by the following votes: Yeas: Mrs. Kortman, Messrs. Disselkoen, Holtrop, Mrs. Ruiter, Messrs. Karsten, Hehl, Rycenga, Swartout, Schrotenboer, Kuyers. (10)

B/C 10-208 Mr. Holtrop moved to place into nomination the name(s) of (\*indicates recommendation of the Interview Subcommittee [Third Posting]):

Doug Kamphuis

To fill one (1) Other – MDOC/MPRI (Michigan Department of Corrections/Michigan Prisoner Re-entry Initiative) Sector Vacancy on the Workforce Development Board beginning immediately and ending December 31, 2011 (three year term).

David Miller

To fill one (1) unexpired Community Based Vacancy on the Workforce Development Board beginning immediately and ending December 31, 2011 (three year term).

The motion passed.

The Administrator's report was presented.

B/C 10-209 Mr. Disselkoen moved to adjourn at 1:41 p.m. subject to the call of the Chair. The motion passed.

DANIEL C. KRUEGER, Clerk  
Of the Board of Commissioners

PHILIP KUYERS, Chairman  
Of the Board of Commissioners

# Action Request



**Committee:** Board of Commissioners

**Meeting Date:** 9/28/2010

**Requesting Department:** County Clerk

**Submitted By:** Keith Van Beek

**Agenda Item:** Payroll

## SUGGESTED MOTION:

To authorize the payroll of September 28, 2010 in the amount of \$\_\_\_\_\_.

## SUMMARY OF REQUEST:

To pay the current payroll of the members of the Ottawa County Board of Commissioners. Pursuant to MCL 46.11, the Board of Commissioners is authorized to provide for and manage the ongoing business affairs of the County.

## FINANCIAL INFORMATION:

Total Cost: \_\_\_\_\_ General Fund Cost: \_\_\_\_\_ Included in Budget:  Yes  No

If not included in budget, recommended funding source: \_\_\_\_\_

## ACTION IS RELATED TO AN ACTIVITY WHICH IS:

Mandated  Non-Mandated  New Activity

## ACTION IS RELATED TO STRATEGIC PLAN:

Goal:

- 1: To Maintain and Improve the Strong Financial Position of the County.
- 2: To Maintain and Enhance Communication with Citizens, Employees, and Other Stakeholders.
- 3: To Contribute to a Healthy Physical, Economic, & Community Environment.
- 4: To Continually Improve the County's Organization and Services.

Objective: \_\_\_\_\_

**ADMINISTRATION RECOMMENDATION:**  Recommended  Not Recommended  Without Recommendation

County Administrator: **Alan G. Vanderberg**

Digitally signed by Alan G. Vanderberg  
DN: cn=Alan G. Vanderberg, ou=County of Ottawa, ou=Administrator's Office, email=vanderberg@ottawa.org  
Reason: I am approving this document  
Date: 2010.09.09 15:51:28 -0400

Committee/Governing/Advisory Board Approval Date: \_\_\_\_\_

# Action Request



**Committee:** Board of Commissioners

**Meeting Date:** 9/28/2010

**Requesting Department:** Fiscal Services

**Submitted By:** Bob Spaman

**Agenda Item:** Monthly Accounts Payable for September 1, 2010 through September 17, 2010

## SUGGESTED MOTION:

To approve the general claims in the amount of \$10,918,489.21 as presented by the summary report for September 1, 2010 through September 17, 2010.

## SUMMARY OF REQUEST:

Approve vendor payments in accordance with the Ottawa County Purchasing Policy.

## FINANCIAL INFORMATION:

Total Cost: \$10,918,489.21 | General Fund Cost: \$10,918,489.21 | Included in Budget:  Yes |  No

If not included in budget, recommended funding source:

## ACTION IS RELATED TO AN ACTIVITY WHICH IS:

Mandated |  Non-Mandated |  New Activity

## ACTION IS RELATED TO STRATEGIC PLAN:

Goal: 1: To Maintain and Improve the Strong Financial Position of the County.

Objective:

- 1: Advocate on legislative issues to maintain and improve the financial position of the County.
- 2: Implement processes and strategies to deal with operational budget deficits.
- 3: Reduce the negative impact of rising employee benefit costs on the budget.
- 4: Maintain or improve bond ratings.

**ADMINISTRATION RECOMMENDATION:**  Recommended |  Not Recommended |  Without Recommendation

County Administrator: **Alan G. Vanderberg**

Digitally signed by Alan G. Vanderberg  
DN: cn=Alan G. Vanderberg, o=US, ou=County of Ottawa, ou=Administrator's Office, email=avanderberg@ottawa.org  
Reason: I am approving this document  
Date: 2010.09.20 14:40:26 -0400

Committee/Governing/Advisory Board Approval Date:



# County of Ottawa

## *Fiscal Services Department*

**Robert Spaman**  
*Director*

12220 Fillmore Street, Room 331, West Olive, Michigan 49460

West Olive (616) 738-4849  
Fax (616) 738-4098  
Grand Haven (616) 846-8295  
Grand Rapids (616) 662-3100  
e-mail: [rspaman@miottawa.org](mailto:rspaman@miottawa.org)

To: Board of Commissioners  
From: Robert Spaman, Fiscal Services Director  
Subject: Accounts Payable Listing – September 1, 2010 to September 17, 2010  
Date: September 20, 2010

I have reviewed the Accounts Payable Listing for September 1 through September 17, 2010. The following information will give you the detail of some of the purchases made in specific funds during this period:

Fund 6641 – Equipment Pool Fund

Software – IT Department	\$1,8613.50
--------------------------	-------------

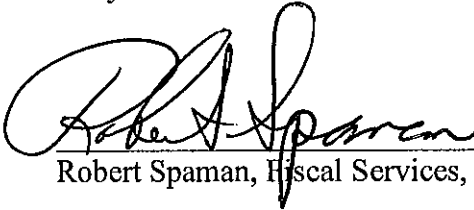
If you have any additional questions, please feel free to contact me.



Total Checks/Automated Clearing House (ACH) 09/1/2010 through 09/17/2010

I hereby certify that to the best of my knowledge the List of Audit Claims, a summary of which is attached, constitutes all claims received and audited for payment. The List of Claims shows the name of claimant, amount of claim, check number, ACH number, check date and ACH date. The net amount of checks/ACH written during the period was \$10,915,318.86. The amount of claims to be approved totals \$10,918,489.21.

\*Adjustments are voided checks or ACH.

  
Robert Spaman, Fiscal Services, Director

Date 9/20/10

We hereby certify that the Board of Commissioners has approved the claims on this 28<sup>th</sup> day of September, 2010.

\_\_\_\_\_  
Philip Kuyers, Chairperson  
Board of Commissioners

\_\_\_\_\_  
Daniel Krueger, Clerk

ACCOUNTS PAYABLE CHECKS/ACH 09/01/2010 THROUGH 09/17/2010

<u>FUND NUMBER</u>	<u>FUND NAME</u>	<u>CLAIMS TO BE APPROVED</u>	<u>ADJUSTMENTS*</u>	<u>NET CHECK/ACH TOTALS</u>
1010	GENERAL FUND	441,833.22	(10.00)	441,823.22
1500	CEMETERY TRUST	0.00	0.00	0.00
2081	PARKS & RECREATION	77,480.74	(910.85)	76,569.89
2082	PARK 12	0.00	0.00	0.00
2160	FRIEND OF COURT	8,441.20	0.00	8,441.20
2170	9/30 JUDICIAL GRANTS	843.26	0.00	843.26
2210	HEALTH	94,882.81	(1,145.85)	93,736.96
2220	MENTAL HEALTH	769,140.70	0.00	769,140.70
2271	SOLID WASTE CLEAN-UP	0.00	0.00	0.00
2272	LANDFILL TIPPING FEES	13,610.65	0.00	13,610.65
2320	TRANSPORTATION SYSTEM	39,392.00	0.00	39,392.00
2420	PLANNING COMMISSION	27.08	0.00	27.08
2444	INFRASTRUCTURE FUND	0.00	0.00	0.00
2450	PUBLIC IMPROVEMENT	0.00	0.00	0.00
2550	HOMESTEAD PROPERTY TAX	0.00	0.00	0.00
2560	REGISTER OF DEEDS AUTOMATION FUND	1,721.88	0.00	1,721.88
2590	LIPPERT GRANT	0.00	0.00	0.00
2601	PROSECUTING ATTORNEY GRANTS	2,227.00	0.00	2,227.00
2602	WEMET	53,783.33	0.00	53,783.33
2603	WEED AND SEED	0.00	0.00	0.00
2605	COPS-AHEAD-GEORGETOWN	0.00	0.00	0.00
2606	COPS-FAST-GEORGETOWN	0.00	0.00	0.00
2608	COPS-FAST-ALLENDALE	0.00	0.00	0.00
2609	SHERIFF GRANT PROGRAMS	95,870.25	0.00	95,870.25

ACCOUNTS PAYABLE CHECKS/ACH 09/01/2010 THROUGH 09/17/2010

<u>FUND NUMBER</u>	<u>FUND NAME</u>	<u>CLAIMS TO BE APPROVED</u>	<u>ADJUSTMENTS*</u>	<u>NET CHECK/ACH TOTALS</u>
2610	COPS-UNIVERSAL	10,320.00	0.00	10,320.00
2640	EMT HOLLAND-PARK	0.00	0.00	0.00
2650	EMT GEORGETOWN TOWNSHIP	0.00	0.00	0.00
2661	SHERIFF ROAD PATROL	854.90	0.00	854.90
2690	LAW LIBRARY	0.00	0.00	0.00
2740	WIA-ADMIN. COST POOL	1,018.69	0.00	1,018.69
2741	WIA-YOUTH	73,580.09	0.00	73,580.09
2742	WIA-ADULT	79,578.85	0.00	79,578.85
2743	WIA-6/30 GRANT PROGRAMS	143,166.30	0.00	143,166.30
2744	WIA-12/31 GRANT PROGRAMS	4,722.45	0.00	4,722.45
2747	WIA-WORK FIRST YOUTH	0.00	0.00	0.00
2748	WIA-9/30 GRANT PROGRAMS	261,008.59	0.00	261,008.59
2749	WIA-3/31 GRANT PROGRAMS	0.00	0.00	0.00
2750	GRANT PROGRAMS-PASS THRU	50,527.20	0.00	50,527.20
2800	EMERGENCY FEEDING	3,326.33	(57.83)	3,268.50
2810	FEMA	2,320.60	0.00	2,320.60
2850	COMMUNITY CORRECTIONS PROG. GRANT	3,125.97	0.00	3,125.97
2870	COMMUNITY ACTION AGENCY (CAA)	24,608.49	0.00	24,608.49
2890	WEATHERIZATION	66,119.02	0.00	66,119.02
2900	DEPT OF HUMAN SERVICES	0.00	0.00	0.00
2901	DEPT OF HUMAN SERVICES	9,566.02	0.00	9,566.02
2920	CHILD CARE - PROBATE	152,313.73	0.00	152,313.73
2921	CHILD CARE - SOCIAL SERVICES	0.00	0.00	0.00
2930	SOLDIER & SAILORS RELIEF	4,707.62	0.00	4,707.62

ACCOUNTS PAYABLE CHECKS/ACH 09/01/2010 THROUGH 09/17/2010

<u>FUND NUMBER</u>	<u>FUND NAME</u>	<u>CLAIMS TO BE APPROVED</u>	<u>ADJUSTMENTS*</u>	<u>NET CHECK/ACH TOTALS</u>
2940	VETERANS TRUST	0.00	0.00	0.00
2941	VETERANS TRUST	456.70	0.00	456.70
5160	DELINQUENT TAXES	4,316.22	0.00	4,316.22
6360	INFORMATION TECHNOLOGY	36,269.02	0.00	36,269.02
6410	WATER & SEWER REVOLVING	0.00	0.00	0.00
6450	DUPLICATING	0.00	0.00	0.00
6550	TELECOMMUNICATIONS	21,640.00	0.00	21,640.00
6641	EQUIPMENT POOL	18,613.50	0.00	18,613.50
6770	PROTECTED SELF-FUNDED INSURANCE	3,256.25	0.00	3,256.25
6771	PROTECTED SELF-FUNDED HEALTH INS.	502.55	0.00	502.55
6772	PROTECTED SELF-FUNDED UNEMPL INS.	12,005.56	0.00	12,005.56
6775	LONG-TERM DISABILITY INSURANCE	0.00	0.00	0.00
6776	PROTECTED SELF-FUNDED DENTAL INS.	0.00	0.00	0.00
6777	PROTECTED SELF-FUNDED VISION	0.00	0.00	0.00
6782	PROTECTED SELF-FUNDED INS PROG M.H.	0.00	0.00	0.00
7010	AGENCY	8,309,964.64	(1,045.82)	8,308,918.82
7040	IMPREST PAYROLL	21,345.80	0.00	21,345.80
7210	LIBRARY PENAL FINE	0.00	0.00	0.00
7300	EMPLOYEE SICK PAY BANK	0.00	0.00	0.00
		<u>\$10,918,489.21</u>	<u>(3,170.35)</u>	<u>\$10,915,318.86</u>

# Action Request



**Committee:** Board of Commissioners

**Meeting Date:** 9/28/2010

**Requesting Department:** Fiscal Services

**Submitted By:** Bob Spaman

**Agenda Item:** Monthly Budget Adjustments

## SUGGESTED MOTION:

To approve the appropriation changes greater than \$50,000 and those approved by the Administrator and Fiscal Services Director for \$50,000 or less which changed the total appropriation from the amended budget for the month of August, 2010.

## SUMMARY OF REQUEST:

Approve budget adjustments processed during the month for appropriation changes and line item adjustments.

Mandated action required by PA 621 of 1978, the Uniform Budget and Accounting Act.

Compliance with the Ottawa County Operating Budget Policy.

## FINANCIAL INFORMATION:

Total Cost: \$0.00 | General Fund Cost: \$0.00 | Included in Budget:  Yes |  No

If not included in budget, recommended funding source:

## ACTION IS RELATED TO AN ACTIVITY WHICH IS:

Mandated |  Non-Mandated |  New Activity

## ACTION IS RELATED TO STRATEGIC PLAN:

Goal: 1: To Maintain and Improve the Strong Financial Position of the County.

## Objective:

- 1: Advocate on legislative issues to maintain and improve the financial position of the County.
- 2: Implement processes and strategies to deal with operational budget deficits.
- 3: Reduce the negative impact of rising employee benefit costs on the budget.
- 4: Maintain or improve bond ratings.

**ADMINISTRATION RECOMMENDATION:**  Recommended |  Not Recommended |  Without Recommendation

County Administrator: **Alan G. Vanderberg**

Digitally signed by Alan G. Vanderberg  
DN: cn=Alan G. Vanderberg, o=US, ou=County of Ottawa, ou=Administrator's Office, email=avanderberg@ottawa.org  
Reason: I am approving this document  
Date: 2010.09.16 12:01:50 -0400

Committee/Governing/Advisory Board Approval Date: Finance and Administration Committee 9/21/2010

Adjustment Number	G/L Date	Fund	Dept	Sub Dept	Account Number	Account Name	Adjustment Amount
<u>MOTOROLA_FTRBLS/ACCES</u>							
BA 468	8/25/2010	2609	3093	0006	7390.0000	Operational Supplies	65,435.00
BA 468	8/25/2010	2609	3093	0006	9800.0000	Office Furniture & Equip.	65,435.00-
<u>TOTL_CST_COUNTRY_CLUB</u>							
BA 469	8/25/2010	2081	7510		6710.0000	Other Revenue	68,500.00-
BA 469	8/25/2010	2081	7510		9370.0000	Building Repairs	10,000.00
<u>PROG_PRTN_OF_RESRV_MN</u>							
BA 470	8/25/2010	2748	7431	0031	5610.0000	State Of Mich - Welfare	225,000.00-
BA 470	8/25/2010	2748	7432	0031	8080.0000	Service Contracts	50,000.00
BA 470	8/25/2010	2748	7433	0031	8440.0040	Other Training	175,000.00
<u>REPLMNT_DIGTL_VID_REC</u>							
BA 471	8/02/2010	1010	1360		6010.0000	Court Filing Fees	2,500.00-
BA 471	8/02/2010	1010	1360		7390.0000	Operational Supplies	2,500.00
<u>MOVED_SCANNERS_TO_OPER</u>							
BA 472	8/02/2010	1010	1360		6010.0000	Court Filing Fees	10,000.00-
BA 472	8/02/2010	1010	1360		6570.0000	Ordinance Fines & Costs	2,930.00-
BA 472	8/02/2010	1010	1360		7390.0000	Operational Supplies	18,000.00
BA 472	8/02/2010	1010	1360		8030.0070	Visiting Judges	2,000.00
BA 472	8/02/2010	1010	1360		9400.0000	Equipment Rental	7,070.00-
<u>CVR_ADDL_RECDS_STRGE</u>							
BA 475	8/02/2010	1010	2150		6080.0000	Departmental Services	7,700.00-
BA 475	8/02/2010	1010	2150		8080.0000	Service Contracts	7,700.00
<u>ADJ_BASD_ON_EST_CASH</u>							
BA 478	8/02/2010	2271	5260		6650.0000	Interest On Investments	10,953.00
<u>TO_ADJ_FOR_ADMIN_PRTN</u>							
BA 479	8/02/2010	2748	7431	0031	5610.0000	State Of Mich - Welfare	25,000.00-
BA 479	8/02/2010	2748	7431	0031	7040.0000	Salaries - Regular	15,951.00
BA 479	8/02/2010	2748	7431	0031	7150.0000	Social Security	1,220.00
BA 479	8/02/2010	2748	7431	0031	7160.0000	Hospitalization	3,535.00
BA 479	8/02/2010	2748	7431	0031	7160.0020	OPEB - Health Care	214.00

Adjustment Number	G/L Date	Fund	Dept	Sub Dept	Account Number	Account Name	Adjustment Amount
<u>TO ADJ FOR ADMIN PRIN</u>							
BA 479	8/02/2010	2748	7431	0031	7170.0000	Life Insurance	53.00
BA 479	8/02/2010	2748	7431	0031	7180.0000	Retirement & Sick Leave	2,549.00
BA 479	8/02/2010	2748	7431	0031	7180.0010	457 Plan Contribution	25.00
BA 479	8/02/2010	2748	7431	0031	7190.0000	Dental Insurance	182.00
BA 479	8/02/2010	2748	7431	0031	7200.0000	Worker'S Compensation	4.00
BA 479	8/02/2010	2748	7431	0031	7220.0000	Unemployment	13.00
BA 479	8/02/2010	2748	7431	0031	7230.0000	Optical Insurance	42.00
BA 479	8/02/2010	2748	7431	0031	7240.0000	Disability Insurance	69.00
BA 479	8/02/2010	2748	7431	0031	8600.0000	Travel - Mileage	1,143.00
<u>TO ADJ MPRI BDG TO ST</u>							
BA 481	8/02/2010	2748	7431	0038	5610.0000	State Of Mich - Welfare	1,123.00
BA 481	8/02/2010	2748	7433	0040	7280.0000	Printing & Binding	500.00-
BA 481	8/02/2010	2748	7433	0040	7300.0000	Postage	623.00-
<u>INCRSD STATE ALLOCATN</u>							
BA 484	8/02/2010	2941	6840		5610.0000	State Of Mich - Welfare	3,463.00-
BA 484	8/02/2010	2941	6840		9660.0000	Project Costs	3,463.00
<u>ADJUST BUDGET FOR WAG</u>							
BA 485	8/25/2010	1010	1310		7040.0000	Salaries - Regular	1,918.00
BA 485	8/25/2010	1010	1310		7150.0000	Social Security	147.00
BA 485	8/25/2010	1010	1310		7180.0000	Retirement & Sick Leave	293.00
BA 485	8/25/2010	1010	1360		7040.0000	Salaries - Regular	24,180.00
BA 485	8/25/2010	1010	1360		7150.0000	Social Security	1,848.00
BA 485	8/25/2010	1010	1360		7180.0000	Retirement & Sick Leave	3,335.00
BA 485	8/25/2010	1010	1480		7040.0000	Salaries - Regular	1,919.00
BA 485	8/25/2010	1010	1480		7150.0000	Social Security	147.00
BA 485	8/25/2010	1010	1480		7180.0000	Retirement & Sick Leave	293.00
BA 485	8/25/2010	1010	1490		7040.0000	Salaries - Regular	7,557.00
BA 485	8/25/2010	1010	1490		7150.0000	Social Security	578.00
BA 485	8/25/2010	1010	1490		7180.0000	Retirement & Sick Leave	1,155.00
BA 485	8/25/2010	1010	2010		7040.0000	Salaries - Regular	6,158.00
BA 485	8/25/2010	1010	2010		7150.0000	Social Security	471.00
BA 485	8/25/2010	1010	2010		7180.0000	Retirement & Sick Leave	804.00
BA 485	8/25/2010	1010	2100		7040.0000	Salaries - Regular	2,658.00
BA 485	8/25/2010	1010	2100		7150.0000	Social Security	203.00
BA 485	8/25/2010	1010	2100		7180.0000	Retirement & Sick Leave	406.00
BA 485	8/25/2010	1010	2250		7040.0000	Salaries - Regular	6,230.00
BA 485	8/25/2010	1010	2250		7150.0000	Social Security	476.00

County of Ottawa  
Fiscal Services Department  
Changes to Total Appropriations and Adjustments  
Budget Adjustments From Date: 8/01/2010 Thru 8/31/2010

Adjustment Number	G/L Date	Fund	Dept	Sub Dept	Account Number	Account Name	Adjustment Amount
<u>ADJUST_BUDGET_FOR_WAG</u>							
BA 485	8/25/2010	1010	2250		7180.0000	Retirement & Sick Leave	549.00
BA 485	8/25/2010	1010	2260		7040.0000	Salaries - Regular	14,834.00
BA 485	8/25/2010	1010	2260		7150.0000	Social Security	1,135.00
BA 485	8/25/2010	1010	2260		7180.0000	Retirement & Sick Leave	2,268.00
BA 485	8/25/2010	1010	2360		7040.0000	Salaries - Regular	13,048.00
BA 485	8/25/2010	1010	2360		7150.0000	Social Security	998.00
BA 485	8/25/2010	1010	2360		7180.0000	Retirement & Sick Leave	1,147.00
BA 485	8/25/2010	1010	2570		7040.0000	Salaries - Regular	7,047.00
BA 485	8/25/2010	1010	2570		7150.0000	Social Security	538.00
BA 485	8/25/2010	1010	2570		7180.0000	Retirement & Sick Leave	620.00
BA 485	8/25/2010	1010	2750		7040.0000	Salaries - Regular	1,584.00
BA 485	8/25/2010	1010	2750		7150.0000	Social Security	121.00
BA 485	8/25/2010	1010	2750		7180.0000	Retirement & Sick Leave	139.00
BA 485	8/25/2010	1010	3510		7040.0000	Salaries - Regular	87,846.00
BA 485	8/25/2010	1010	3510		7150.0000	Social Security	6,744.00
BA 485	8/25/2010	1010	3510		7180.0000	Retirement & Sick Leave	9,352.00
BA 485	8/25/2010	1010	4260		7040.0000	Salaries - Regular	9,626.00
BA 485	8/25/2010	1010	4260		7150.0000	Social Security	736.00
BA 485	8/25/2010	1010	4260		7180.0000	Retirement & Sick Leave	1,284.00
BA 485	8/25/2010	1010	7211		7040.0000	Salaries - Regular	14,225.00
BA 485	8/25/2010	1010	7211		7150.0000	Social Security	1,089.00
BA 485	8/25/2010	1010	7211		7180.0000	Retirement & Sick Leave	2,175.00
BA 485	8/25/2010	1010	8900		9980.0000	Contingency	237,881.00
<u>REV AUTH FOR SNAP-ED</u>							
BA 489	8/09/2010	2210	6033		5550.0000	State Of MI - Health	2,756.00
BA 489	8/09/2010	2210	6033		7300.0000	Postage	125.00
BA 489	8/09/2010	2210	6033		7390.0000	Operational Supplies	1,475.00
BA 489	8/09/2010	2210	6033		8210.0000	Contractual - Other	1,456.00
<u>CVR CO.CST OF MIL.MER</u>							
BA 494	8/23/2010	1010	8650		7180.0000	Retirement & Sick Leave	62,671.00
BA 494	8/23/2010	1010	8900		9980.0000	Contingency	62,671.00
<u>PER PA,F/B TRNSFR LES</u>							
BA 495	8/25/2010	2550	2530		6990.1010	Oper Trans-General Fund	51,929.00
<u>PER PA,F/B TRNSFR LES</u>							
BA 496	8/25/2010	1010	9650		9990.2550	Homestead Prop Tax	51,929.00



Adjustment Number	G/L Date	Fund	Dept	Sub Dept	Account Number	Account Name	Adjustment Amount
<u>PER PA,F/B TRNSFR LES</u>							
<u>PURCHASE A PC MONITOR</u>							
BA 501	8/17/2010	2560	2360		6080.0000	Departmental Services	360.00-
BA 501	8/17/2010	2560	2360		7390.0000	Operational Supplies	360.00
<u>ADJ OWI ENFORCEMNT CRT</u>							
BA 502	8/17/2010	2609	3140		5050.0000	Fed. Grants-Public Safety	3,300.00-
BA 502	8/17/2010	2609	3140		7090.0000	Overtime	2,698.00
BA 502	8/17/2010	2609	3140		7150.0000	Social Security	206.00
BA 502	8/17/2010	2609	3140		7180.0000	Retirement & Sick Leave	379.00
BA 502	8/17/2010	2609	3140		7200.0000	Worker's Compensation	7.00
BA 502	8/17/2010	2609	3140		7220.0000	Unemployment	10.00
<u>TO ESTABLISH LCA BDDT</u>							
BA 503	8/17/2010	2744	7296		5610.0000	State Of Mich - Welfare	22,500.00-
BA 503	8/17/2010	2744	7296		8430.0000	Client Assistance Pymts	22,500.00
<u>ADJUST VARIOUS OVER B</u>							
BA 507	8/23/2010	1010	1010		7280.0000	Printing & Binding	1,100.00
BA 507	8/23/2010	1010	1290		7070.0000	Per Diem	80.00
BA 507	8/23/2010	1010	1290		7150.0000	Social Security	2.00
BA 507	8/23/2010	1010	1290		7160.0000	Hospitalization	11.00
BA 507	8/23/2010	1010	1290		7160.0020	OPBB - Health Care	2.00
BA 507	8/23/2010	1010	1290		7180.0000	Retirement & Sick Leave	15.00
BA 507	8/23/2010	1010	1360		5440.0010	Drunk Driving CaseFlowAst	3,421.00-
BA 507	8/23/2010	1010	1360		6080.0000	Departmental Services	10,000.00-
BA 507	8/23/2010	1010	2010		6999.3900	Rev. (Over) Under Expend.	2,285.00
BA 507	8/23/2010	1010	2010		7090.0000	Overtime	250.00
BA 507	8/23/2010	1010	2230		8080.0000	Service Contracts	225.00
BA 507	8/23/2010	1010	2470		7160.0020	OPBB - Health Care	5.00
BA 507	8/23/2010	1010	2530		5780.0000	Township Liquor Licenses	4,600.00-
BA 507	8/23/2010	1010	2530		6080.0000	Departmental Services	8,095.00-
BA 507	8/23/2010	1010	2530		6420.0000	Sales	2,285.00-
BA 507	8/23/2010	1010	2530		9400.0000	Equipment Rental	550.00
BA 507	8/23/2010	1010	2570		7180.0010	457 Plan Contribution	1,009.00
BA 507	8/23/2010	1010	2653		6670.2220	Rent - Mental Health	209.00-
BA 507	8/23/2010	1010	2653		7180.0010	457 Plan Contribution	209.00
BA 507	8/23/2010	1010	2654		7180.0010	457 Plan Contribution	1,186.00
BA 507	8/23/2010	1010	2658		6670.0000	Rent	228.00-

Adjustment Number	G/L Date	Fund	Dept	Sub Dept	Account Number	Account Name	Adjustment Amount
<u>ADJUST VARIOUS OVER B</u>							
BA 507	8/23/2010	1010	2658		7180.0010	457 Plan Contribution	228.00
BA 507	8/23/2010	1010	2667		7090.0000	Overtime	15.00
BA 507	8/23/2010	1010	3020		6710.0000	Other Revenue	2,125.00-
BA 507	8/23/2010	1010	3020		6760.0000	Reimbursements	3,000.00-
BA 507	8/23/2010	1010	3100		7100.0000	Holiday	300.00
BA 507	8/23/2010	1010	3310		6080.0000	Departmental Services	170.00-
BA 507	8/23/2010	1010	3310		7090.0000	Overtime	3,500.00
BA 507	8/23/2010	1010	3310		7100.0000	Holiday	1,325.00
BA 507	8/23/2010	1010	3310		8500.0000	Telephone	600.00
BA 507	8/23/2010	1010	4300		9300.0000	Equipment Repairs	1.00
<u>NEW FAX MACH. IN GHPA</u>							
BA 508	8/23/2010	1010	2290		7390.0000	Operational Supplies	700.00
BA 508	8/23/2010	1010	2290		8010.0000	Consultants	700.00-
<u>REC'D FRM SPF SIG GRT</u>							
BA 515	8/23/2010	2210	6046		6710.0000	Other Revenue	2,000.00-
BA 515	8/23/2010	2210	6046		7390.0000	Operational Supplies	1,600.00
BA 515	8/23/2010	2210	6046		8600.0000	Travel - Mileage	400.00
<u>ADJ TO CONTRCT ALLOCT</u>							
BA 516	8/23/2010	2210	6053		5550.0120	Maternal & Child Hlth Prg	4,207.00
BA 516	8/23/2010	2210	6310		5550.0120	Maternal & Child Hlth Prg	1,300.00-
<u>ADJ EXPENSES BSD ON CY</u>							
BA 517	8/23/2010	2220	6491	1349	6710.0000	Other Revenue	1,000.00-
BA 517	8/23/2010	2220	6491	1349	7390.0000	Operational Supplies	3,000.00
BA 517	8/23/2010	2220	6491	1349	8660.0000	Vehicle Repairs & Maint.	2,000.00
BA 517	8/23/2010	2220	6491	1349	9200.0000	Utilities	2,000.00-
BA 517	8/23/2010	2220	6491	1357	7390.0000	Operational Supplies	2,000.00-
<u>PURCHASE OF PC</u>							
BA 519	8/23/2010	2560	2360		6080.0000	Departmental Services	620.00-
BA 519	8/23/2010	2560	2360		7390.0000	Operational Supplies	620.00
<u>HOL/ZEELND AREA FNDTN</u>							
BA 525	8/30/2010	1010	1370		6710.0000	Other Revenue	5,000.00-

County of Ottawa  
Fiscal Services Department  
Changes to Total Appropriations and Adjustments  
Budget Adjustments From Date: 8/01/2010 Thru 8/31/2010

Adjustment Number	G/L Date	Fund	Dept	Sub Dept	Account Number	Account Name	Adjustment Amount
<u>HOL/ZEELND AREA_FNDTN</u>							
BA 525	8/30/2010	1010	1370		7390.0000	Operational Supplies	5,000.00
<u>REFLECT REVENUE CHNGS</u>							
BA 526	8/30/2010	1010	1490		5410.0010	Juvenile Court Grant	12,767.00
BA 526	8/30/2010	1010	1490		6010.0000	Court Filing Fees	7,985.00
BA 526	8/30/2010	1010	1490		6020.0000	Misc Court Costs & Fees	30,580.00
BA 526	8/30/2010	1010	1490		7050.0000	Salaries - Temporary	5,800.00
BA 526	8/30/2010	1010	1490		8100.0000	Bank Service Charges	132.00
BA 526	8/30/2010	1010	1490		9390.0000	Building Rental	3,000.00
<u>CVR UTILITY RBTE ANALYS</u>							
BA 527	8/30/2010	1010	2010		8080.0000	Service Contracts	15,375.00
<u>COR_OVRBDG-ADDL_ALLCY</u>							
BA 529	8/30/2010	1010	4262		5050.0000	Fed. Grants-Public Safety	10,375.00
BA 529	8/30/2010	1010	4262		7040.0000	Salaries - Regular	8,454.00
BA 529	8/30/2010	1010	4262		7150.0000	Social Security	644.00
BA 529	8/30/2010	1010	4262		7160.0000	Hospitalization	2,003.00
BA 529	8/30/2010	1010	4262		7160.0020	OPEB - Health Care	80.00
BA 529	8/30/2010	1010	4262		7170.0000	Life Insurance	20.00
BA 529	8/30/2010	1010	4262		7180.0000	Retirement & Sick Leave	788.00
BA 529	8/30/2010	1010	4262		7180.0010	457 Plan Contribution	333.00
BA 529	8/30/2010	1010	4262		7190.0000	Dental Insurance	114.00
BA 529	8/30/2010	1010	4262		7200.0000	Worker'S Compensation	14.00
BA 529	8/30/2010	1010	4262		7220.0000	Unemployment	4.00
BA 529	8/30/2010	1010	4262		7230.0000	Optical Insurance	27.00
BA 529	8/30/2010	1010	4262		7240.0000	Disability Insurance	35.00
BA 529	8/30/2010	1010	4262		7390.0000	Operational Supplies	2,141.00
<u>ADJ_SAL&amp;FENGS D_SKPER</u>							
BA 542	8/30/2010	2850	1520		6070.0300	Chgs/Serv-Comnty. Service	3,400.00
BA 542	8/30/2010	2850	1520		7040.0000	Salaries - Regular	29,502.00
BA 542	8/30/2010	2850	1520		7160.0000	Hospitalization	586.00
BA 542	8/30/2010	2850	1520		7160.0020	OPEB - Health Care	151.00
BA 542	8/30/2010	2850	1520		7170.0000	Life Insurance	109.00
BA 542	8/30/2010	2850	1520		7180.0000	Retirement & Sick Leave	935.00
BA 542	8/30/2010	2850	1520		7180.0010	457 Plan Contribution	4,380.00
BA 542	8/30/2010	2850	1520		7190.0000	Dental Insurance	871.00
BA 542	8/30/2010	2850	1520		7200.0000	Worker'S Compensation	20.00

Adjustment Number	G/L Date	Fund	Dept	Sub Dept	Account Number	Account Name	Adjustment Amount
<u>ADJ_SAL&amp;FRNGS_D.SKPPR</u>							
BA 542	8/30/2010	2850	1520		7220.0000	Unemployment	907.00-
BA 542	8/30/2010	2850	1520		7230.0000	Optical Insurance	175.00-
BA 542	8/30/2010	2850	1520		7240.0000	Disability Insurance	62.00
BA 542	8/30/2010	2850	1520		7390.0000	Operational Supplies	3,900.00-
BA 542	8/30/2010	2850	1520		8080.0000	Service Contracts	1,000.00-
BA 542	8/30/2010	2850	1520		8500.0000	Telephone	1,500.00-
BA 542	8/30/2010	2850	1520		8500.0000	Telephone	1,730.00-
BA 542	8/30/2010	2850	1520		8600.0000	Travel - Mileage	1,500.00-
BA 542	8/30/2010	2850	1520		8650.0000	Gas And Oil	1,375.00-
BA 542	8/30/2010	2850	1520		8680.0000	Vehicle Insurance	2,152.00-
BA 542	8/30/2010	2850	1520		9100.0000	Insurance & Bonds	695.00-
BA 542	8/30/2010	2850	1520		9400.0000	Equipment Rental	3,138.00-

# Action Request



**Committee:** Board of Commissioners

**Meeting Date:** 9/28/2010

**Requesting Department:** Human Resources

**Submitted By:** Marie Waalkes

**Agenda Item:** Benefit Adjustment for All County and Court Employees for 2011

## SUGGESTED MOTION:

To approve and authorize the Board Chair and Clerk to sign the resolution directing the County Administrator to retain an agent of record and to finalize and implement the Health Plan including appropriate health, dental and vision programs.

## SUMMARY OF REQUEST:

This recommendation is based upon the recommendation of Gallagher Benefits and Associates after significant review of the County Health Plan and options. This approval accomplishes the three goals of the county's philosophy on health management, which are 1) lower costs, 2) provide options to employees and 3) implement a wellness program.

Representatives from both Gallagher and Priority Health will be at the meeting to provide the specifics of the recommended proposal and related health plan options.

## FINANCIAL INFORMATION:

Total Cost: \_\_\_\_\_ General Fund Cost: \_\_\_\_\_ Included in Budget:  Yes  No

If not included in budget, recommended funding source: \_\_\_\_\_

## ACTION IS RELATED TO AN ACTIVITY WHICH IS:

Mandated  Non-Mandated  New Activity

## ACTION IS RELATED TO STRATEGIC PLAN:

Goal: 1: To Maintain and Improve the Strong Financial Position of the County.

Objective: 3: Reduce the negative impact of rising employee benefit costs on the budget.

**ADMINISTRATION RECOMMENDATION:**  Recommended  Not Recommended  Without Recommendation

County Administrator: **Alan G. Vanderberg**

Digitally signed by Alan G. Vanderberg  
DN: cn=Alan G. Vanderberg, o=US, ou=County of Ottawa, ou=Administrator's Office, email=avanderberg@mottawa.org  
Reason: I am approving this document  
Date: 2010.09.23 16:48:37 -0400

Committee/Governing/Advisory Board Approval Date: \_\_\_\_\_

**COUNTY OF OTTAWA**

**STATE OF MICHIGAN**

**RESOLUTION**

At a regular meeting of the Board of Commissioners of the County of Ottawa, Michigan, held at the Fillmore Street Complex in the Township of Olive, Michigan on the \_\_\_ day of \_\_\_\_\_, 2010 at \_\_\_\_\_ o'clock p.m. local time.

PRESENT: Commissioners: \_\_\_\_\_

\_\_\_\_\_

\_\_\_\_\_

ABSENT: Commissioners: \_\_\_\_\_

\_\_\_\_\_

\_\_\_\_\_

It was moved by Commissioner \_\_\_\_\_ and supported by Commissioner \_\_\_\_\_ that the following Resolution be adopted:

WHEREAS, the County of Ottawa has employees rendering valuable services; and,

WHEREAS, the establishment of a comprehensive employee health plan for such employees serves the interests of the County of Ottawa by enabling it to provide reasonable security regarding such employees' health needs, by providing health care service options, by providing increased flexibility in the County's personnel management system, by controlling and reducing costs, and by assisting in the attraction and retention of competent employees; and,

WHEREAS, the Ottawa County Board of Commissioners has determined that the adoption and implementation of a new comprehensive employee health plan to replace the existing employee health plan serves the above objectives;

NOW THEREFORE BE IT RESOLVED that the Ottawa County Board of Commissioners hereby directs the County Administrator to retain an agent of record and to finalize and implement the Health Plan including appropriate health, dental and vision programs;

BE IT FURTHER RESOLVED, that the Plan shall be implemented by Ottawa County and shall replace the existing Ottawa County employee health program on January 1, 2011; and

BE IT FURTHER RESOLVED, that the Ottawa County Human Resources Director shall be the plan administrator and contact person for the Plan, shall conduct a program of employee information on the various aspects, options, and benefits of the Plan, and shall receive all necessary reports, notices, and other information regarding the Plan; and,

BE IT FURTHER RESOLVED, that all resolutions and parts of resolutions insofar as they conflict with this Resolution are hereby repealed.

YEAS: Commissioners: \_\_\_\_\_

\_\_\_\_\_

\_\_\_\_\_

NAYS: Commissioners: \_\_\_\_\_

\_\_\_\_\_

\_\_\_\_\_

ABSTENTIONS: Commissioners: \_\_\_\_\_

\_\_\_\_\_

\_\_\_\_\_

RESOLUTION ADOPTED:

\_\_\_\_\_  
Chairperson, Ottawa County  
Board of Commissioners

\_\_\_\_\_  
Ottawa County Clerk



# Action Request



**Committee:** Board of Commissioners

**Meeting Date:** 9/28/2010

**Requesting Department:** Fiscal Services

**Submitted By:** Bob Spaman

**Agenda Item:** 2009 Cost Allocation Plan

## SUGGESTED MOTION:

To approve the 2009 Cost Allocation Plan for implementation in the 2011 budget.

## SUMMARY OF REQUEST:

A cost allocation plan is prepared each year and is used as a basis for the recovery of administrative costs from benefiting departments.

## FINANCIAL INFORMATION:

Total Cost: \$0.00      General Fund Cost: \$0.00      Included in Budget:     Yes     No

If not included in budget, recommended funding source:

## ACTION IS RELATED TO AN ACTIVITY WHICH IS:

Mandated       Non-Mandated       New Activity

## ACTION IS RELATED TO STRATEGIC PLAN:

Goal: 1: To Maintain and Improve the Strong Financial Position of the County.

Objective: 2: Implement processes and strategies to deal with operational budget deficits.

**ADMINISTRATION RECOMMENDATION:**     Recommended     Not Recommended     Without Recommendation

County Administrator: **Alan G. Vanderberg**

Digitally signed by Alan G. Vanderberg  
DN: cn=Alan G. Vanderberg, ou=County of Ottawa, ou=Administrator's Office, email=avanderberg@miottawa.org  
Reason: I am approving this document  
Date: 2010.09.16 12:09:50 -0400

Committee/Governing/Advisory Board Approval Date: Finance and Administration Committee 9/21/2010

**OTTAWA COUNTY,  
MICHIGAN  
COUNTY-WIDE  
COST ALLOCATION PLAN  
CALENDAR 2009**

Based on Actual Costs  
For The Year Ended  
December 31, 2009

**MAXIMUS**  
*HELPING GOVERNMENT SERVE THE PEOPLE®*

3941 Traxler Court, Suite 300  
Bay City, Michigan 48706  
(989) 684-4111  
(989) 684-6062 FAX

**OTTAWA COUNTY, MICHIGAN**

**COUNTY-WIDE COST ALLOCATION PLAN**

**Certification by the Responsible County Official**

This is to certify that I have reviewed the indirect cost rate proposal submitted herewith and to the best of my knowledge and belief:


1.) All costs included in this proposal for the year ending December 31, 2009 to establish billing or final indirect costs rates for the fiscal year beginning January 1, 2011, are allowable in accordance with the requirements of the Federal award(s) to which they apply and 2 CFR Part 225, formerly OMB Circular A-87, "Cost Principles for State and Local Governments." Unallowable costs have been adjusted for in allocating costs as indicated in the cost allocation plan.

2.) All costs included in this proposal are properly allocable to Federal awards on the basis of a beneficial or causal relationship between the expenses incurred and the agreements to which they are allocated in accordance with applicable requirements. Further, the same costs that have been treated as indirect costs have not been claimed as direct costs. Similar types of costs have been accounted for consistently and the Federal Government will be notified of any accounting changes that would affect the predetermined rate.

I declare that the foregoing is true and correct.

Ottawa County, Michigan

Signature:



Name of Official:

Robert Spaman

Title:

Fiscal Services Director

Date:

July 21, 2010

## INTRODUCTION

The cost allocation plan, for indirect services provided by central service departments, is based on actual expenditures for the fiscal year ended December 31, 2009. The plan was prepared by MAXIMUS, Inc.

## METHODOLOGY

The plan was prepared in accordance with the policies and procedures contained in 2 CFR Part 225 (OMB Circular A-87). A consistent approach has been followed in the treatment of direct or indirect costs; in no case have costs charged as direct costs to programs been included as indirect costs. Actual expenditure information was obtained from the financial statements for the fiscal year identified in the Cost Allocation Plan. Statistics used to allocate costs were taken from data by performing one hundred percent counts or, in some cases, conducting a representative sample period count.

A double step-down allocation procedure was used to distribute costs among central services and to other departments that receive benefits. The double step-down procedure initially requires a sequential ordering of departments. Department indirect cost allocations are then made in the order selected to all benefiting departments, including cross allocation to other central service departments. To insure that the cross-benefit of services among central service departments is fully recognized, a second step-down allocation for each central service department is made. Costs allocated for each central service department consist of the following:

**First Allocation** - the actual operating expenditures for the department, exclusive of unallowable items (i.e., capital expenditures, interest expense and general government costs as determined by OMB Circular A-87), plus all allocated costs for other central service departments that have been identified up to this point.

**Second Allocation** - costs from other central services made subsequent to that department's first allocation.

With respect to the double step-down methodology, two important points should be noted:

- (1) The initial sequencing of departments was made in consideration of the ordering which maximizes the benefits of services, and

- (2) After the second allocation of each central service department, that department was "closed" and could not receive any additional allocation from other central services.

To ease comprehension and avoid unnecessary bulk in the plan, the first and second allocations are shown on the same schedule within the plan.

### FORMAT

A table of contents is included at the beginning of the plan. The allocation of costs has been accomplished in the same order as shown in the table of contents. The table of contents also permits the ready identification of the following summary data and sections of the plan:

**Summary Data** - five summary schedules are provided at the beginning of the plan.

- (1) **Allocated Costs by Department (Schedule A)** - provides the costs allocated from each central service department to each operating department. The central service departments are listed on the left side of the page and the operating departments detailed in the plan are listed across the top with a total at the bottom of the page.
- (2) **Fixed Costs Proposed (Schedule B)** - this schedule computes the difference between the actual (final) costs compiled within this plan to the indirect cost amount used (fixed) during the fiscal period under review. The difference between the final costs and fixed cost is called the roll forward adjustment. Depending on many factors a positive or negative number would be added to the final costs to compute a proposed cost, plus or minus adjustments, for the next fiscal period.
- (3) **Summary of Allocated Costs (Schedule C)** - summarizes the costs allocated from each central service department. The central service departments are listed along the left side of the page separated by spaces between the grantee departments.
- (4) **Detail of Allocated Costs (Schedule D)** - details the costs allocated from each central service department. The central service departments are listed across the top and the departments that received allocations are listed on the left side of the page.

(5) **Summary of Allocation Basis (Schedule E)** - provides the basis used to allocate the costs for each function of every central service department.

**Sections** - sections for each central service department are presented in the following format:

(1) **Nature and Extent of Services** - a narrative description of the central service and each function that was identified. Also described are the allocation basis used for each function and any other relevant information on expenditures.

(2) **Costs to be Allocated** - presents the total costs to be allocated based on actual expenditures from the financial statements. Allocated additions represent costs allocated to a central service from other central service departments.

(3) **Costs to be Allocated by Function** - costs for each department are functionalized to the extent deemed necessary to insure the application of allocation basis which most closely correlate with the benefits derived to receiving departments. Total costs allocated are the same as reflected on the previous schedule. Functions of the department are listed across the top of the page and a detailed schedule is provided on each function.

(4) **Detail Allocation** - detailed schedule of the allocation of each function is provided on all allocated functions except for General Administration. Costs of General Administration are reallocated to all other departmental functions based on functional costs.

(5) **Departmental Cost Allocation Summary** - the last schedule in each department provides a summary of the costs allocated by function. The departments that received allocations are listed on the left side of the page and the central service functions are listed across the top.

**Ottawa County, Michigan  
 Indirect Cost Allocation Plan - Allocated Costs  
 Based on the Year Ended December 31, 2009  
 Table of Contents**

	<b>Page #</b>
<b>Summary Data</b>	
Schedule A - Allocated Costs By Department.....	1
Schedule B - Fixed Costs Proposed.....	25
Schedule C - Summary Of Allocated Costs.....	29
Schedule D - Detail Of Allocated Costs.....	35
Schedule E - Summary Of Allocation Basis.....	59
<b>BLDG USE CHG</b>	
Narrative.....	<b>Page #</b> 62
Schedule .2 - Detail Costs To Be Allocated.....	63
Schedule .3 - Costs To Be Allocated By Activity.....	64
Schedule .4 - Detail Activity Allocations-2654 GRAND HAVN.....	65
Schedule .4 - Detail Activity Allocations-2667 ADM ANNEX.....	66
Schedule .4 - Detail Activity Allocations-2666 HOLLAND DC.....	67
Schedule .5 - Allocation Summary.....	68
<b>1010-2010 FISCAL SVC</b>	
Narrative.....	<b>Page #</b> 69
Schedule .2 - Detail Costs To Be Allocated.....	70
Schedule .3 - Costs To Be Allocated By Activity.....	71
Schedule .4 - Detail Activity Allocations-ACCOUNT PAYABLE.....	75
Schedule .4 - Detail Activity Allocations-GL BUDGET AUDIT.....	81
Schedule .4 - Detail Activity Allocations-PAYROLL SERVICE.....	87
Schedule .4 - Detail Activity Allocations-PURCHASING.....	91
Schedule .4 - Detail Activity Allocations-COST PLAN.....	95
Schedule .5 - Allocation Summary.....	96
<b>1010-2100 CORP COUNS</b>	
Narrative.....	<b>Page #</b> 102
Schedule .2 - Detail Costs To Be Allocated.....	103
Schedule .3 - Costs To Be Allocated By Activity.....	104
Schedule .4 - Detail Activity Allocations-LEGAL SERVICES.....	106
Schedule .4 - Detail Activity Allocations-GEN ADM -LEGAL.....	108
Schedule .5 - Allocation Summary.....	112
<b>1010-2230 ADMINSTR</b>	
Narrative.....	<b>Page #</b> 116
Schedule .2 - Detail Costs To Be Allocated.....	117
Schedule .3 - Costs To Be Allocated By Activity.....	118
Schedule .4 - Detail Activity Allocations-COUNTY ADMIN.....	120
Schedule .5 - Allocation Summary.....	124



**Ottawa County, Michigan**  
**Indirect Cost Allocation Plan - Allocated Costs**  
**Based on the Year Ended December 31, 2009**  
**Table of Contents**

<b>1010-2260 HUMAN RESC</b>	<b>Detail</b>	<b>Page #</b>
Narrative .....	5.1	128
Schedule 2 - Detail Costs To Be Allocated.....	5.2	129
Schedule 3 - Costs To Be Allocated By Activity.....	5.3	130
Schedule 4 - Detail Activity Allocations-PERSONNEL MGT.....	5.4.1	132
Schedule 4 - Detail Activity Allocations-PHYSICALS/ADVERT.....	5.4.2	136
Schedule 4 - Detail Activity Allocations-LEGAL.....	5.4.3	137
Schedule 5 - Allocation Summary.....	5.5	140
<b>1010-2530 TREASURER</b>	<b>Detail</b>	<b>Page #</b>
Narrative .....	6.1	144
Schedule 2 - Detail Costs To Be Allocated.....	6.2	145
Schedule 3 - Costs To Be Allocated By Activity.....	6.3	146
Schedule 4 - Detail Activity Allocations-ACCTG GEN FUND.....	6.4.1	148
Schedule 4 - Detail Activity Allocations-ACCTG OTHR FUND.....	6.4.2	151
Schedule 5 - Allocation Summary.....	6.5	153
<b>1010-2651 HUDSONVLL</b>	<b>Detail</b>	<b>Page #</b>
Narrative .....	7.1	157
Schedule 2 - Detail Costs To Be Allocated.....	7.2	158
Schedule 3 - Costs To Be Allocated By Activity.....	7.3	159
Schedule 4 - Detail Activity Allocations-HUDSONVILLE.....	7.4.1	160
Schedule 5 - Allocation Summary.....	7.5	161
<b>1010-2652 HOLLAND HS</b>	<b>Detail</b>	<b>Page #</b>
Narrative .....	8.1	162
Schedule 2 - Detail Costs To Be Allocated.....	8.2	163
Schedule 3 - Costs To Be Allocated By Activity.....	8.3	164
Schedule 4 - Detail Activity Allocations-HS.....	8.4.1	166
Schedule 5 - Allocation Summary.....	8.5	167
<b>1010-2653 FULTON</b>	<b>Detail</b>	<b>Page #</b>
Narrative .....	9.1	168
Schedule 2 - Detail Costs To Be Allocated.....	9.2	169
Schedule 3 - Costs To Be Allocated By Activity.....	9.3	170
Schedule 4 - Detail Activity Allocations-FULTON.....	9.4.1	171
Schedule 5 - Allocation Summary.....	9.5	172
<b>1010-2654 GR HAVEN</b>	<b>Detail</b>	<b>Page #</b>
Narrative .....	10.1	173
Schedule 2 - Detail Costs To Be Allocated.....	10.2	174
Schedule 3 - Costs To Be Allocated By Activity.....	10.3	175





**Ottawa County, Michigan**  
**Indirect Cost Allocation Plan - Allocated Costs**  
**Based on the Year Ended December 31, 2009**  
**Table of Contents**

Schedule 4 - Detail Activity Allocations--JAN-JUL 17 2009.....	10.4.1	177
Schedule 4 - Detail Activity Allocations--JUL 18-DEC 2009.....	10.4.2	178
Schedule 5 - Allocation Summary.....	10.5	179
<b>1010-2655 HOLL HTL</b>	<b>Detail</b>	<b>Page #</b>
Narrative.....	11.1	180
Schedule 2 - Detail Costs To Be Allocated.....	11.2	181
Schedule 3 - Costs To Be Allocated By Activity.....	11.3	182
Schedule 4 - Detail Activity Allocations-HEALTH.....	11.4.1	184
Schedule 4 - Detail Activity Allocations-F2272.....	11.4.2	185
Schedule 4 - Detail Activity Allocations-WJA.....	11.4.3	186
Schedule 5 - Allocation Summary.....	11.5	187
<b>1010-2656 DC FACIL</b>	<b>Detail</b>	<b>Page #</b>
Narrative.....	12.1	188
Schedule 2 - Detail Costs To Be Allocated.....	12.2	189
Schedule 3 - Costs To Be Allocated By Activity.....	12.3	190
Schedule 4 - Detail Activity Allocations-DISTRICT COURT.....	12.4.1	192
Schedule 5 - Allocation Summary.....	12.5	193
<b>1010-2658 HEALTH</b>	<b>Detail</b>	<b>Page #</b>
Narrative.....	13.1	194
Schedule 2 - Detail Costs To Be Allocated.....	13.2	195
Schedule 3 - Costs To Be Allocated By Activity.....	13.3	196
Schedule 4 - Detail Activity Allocations-HEALTH.....	13.4.1	197
Schedule 5 - Allocation Summary.....	13.5	198
<b>1010-2659 CMH</b>	<b>Detail</b>	<b>Page #</b>
Narrative.....	14.1	199
Schedule 2 - Detail Costs To Be Allocated.....	14.2	200
Schedule 3 - Costs To Be Allocated By Activity.....	14.3	201
Schedule 4 - Detail Activity Allocations-C.M.H. FACILITY.....	14.4.1	203
Schedule 5 - Allocation Summary.....	14.5	204
<b>1010-2660 COOPERSVL</b>	<b>Detail</b>	<b>Page #</b>
Narrative.....	15.1	205
Schedule 2 - Detail Costs To Be Allocated.....	15.2	206
Schedule 3 - Costs To Be Allocated By Activity.....	15.3	207
Schedule 4 - Detail Activity Allocations-COOPERSVILLE.....	15.4.1	208
Schedule 5 - Allocation Summary.....	15.5	209

**Ottawa County, Michigan**  
**Indirect Cost Allocation Plan - Allocated Costs**  
**Based on the Year Ended December 31, 2009**  
**Table of Contents**

<b>1010-2661 EMERG SVCS</b>	<b>Detail</b>	<b>Page #</b>
Narrative .....	16.1	210
Schedule .2 - Detail Costs To Be Allocated .....	16.2	211
Schedule .3 - Costs To Be Allocated By Activity .....	16.3	212
Schedule .4 - Detail Activity Allocations-EMERGENCY SVCS .....	16.4.1	213
Schedule .5 - Allocation Summary .....	16.5	214
<b>1010-2664 4TH &amp; CLIN</b>	<b>Detail</b>	<b>Page #</b>
Narrative .....	17.1	215
Schedule .2 - Detail Costs To Be Allocated .....	17.2	216
Schedule .3 - Costs To Be Allocated By Activity .....	17.3	217
Schedule .4 - Detail Activity Allocations-4TH & CLINTON .....	17.4.1	218
Schedule .5 - Allocation Summary .....	17.5	219
<b>1010-2665 JUV SVCS</b>	<b>Detail</b>	<b>Page #</b>
Narrative .....	18.1	220
Schedule .2 - Detail Costs To Be Allocated .....	18.2	221
Schedule .3 - Costs To Be Allocated By Activity .....	18.3	222
Schedule .4 - Detail Activity Allocations-JUV SVCS .....	18.4.1	224
Schedule .5 - Allocation Summary .....	18.5	225
<b>1010-2667 ADM ANNEX</b>	<b>Detail</b>	<b>Page #</b>
Narrative .....	19.1	226
Schedule .2 - Detail Costs To Be Allocated .....	19.2	227
Schedule .3 - Costs To Be Allocated By Activity .....	19.3	228
Schedule .4 - Detail Activity Allocations-JUL 18-DEC 2009 .....	19.4.1	230
Schedule .4 - Detail Activity Allocations-JAN-JUL 17 2009 .....	19.4.2	231
Schedule .5 - Allocation Summary .....	19.5	232
<b>1010-2668 FIA BLDG</b>	<b>Detail</b>	<b>Page #</b>
Narrative .....	20.1	233
Schedule .2 - Detail Costs To Be Allocated .....	20.2	234
Schedule .3 - Costs To Be Allocated By Activity .....	20.3	235
Schedule .4 - Detail Activity Allocations-FIA BLDG .....	20.4.1	237
Schedule .5 - Allocation Summary .....	20.5	238
<b>1010-8650 INSURANCE</b>	<b>Detail</b>	<b>Page #</b>
Narrative .....	21.1	239
Schedule .2 - Detail Costs To Be Allocated .....	21.2	240
Schedule .3 - Costs To Be Allocated By Activity .....	21.3	241
Schedule .4 - Detail Activity Allocations-GEN LIAB EXCESS .....	21.4.1	242
Schedule .5 - Allocation Summary .....	21.5	243



**Ottawa County, Michigan**  
**Indirect Cost Allocation Plan - Allocated Costs**  
**Based on the Year Ended December 31, 2009**  
**Allocated Costs By Department**

Central Service Departments	1010-1010 BOC	1010-1280 TAX ALLOC	1010-1310 CIR CT	1010-1360 DIST CT	1010-1380 CIR STRAT	1010-1480 PROB CT	1010-1480 JUV CT
BLDG USE CHG	0	0	87,154	103,455	0	0	0
1010-2010 FISCAL SVC	4,152	99	17,062	172,071	245	9,778	9,404
1010-2100 CORP COUNS	2,069	0	2,774	10,189	0	1,236	1,236
1010-2230 ADMINISTR	5,594	0	7,501	27,547	0	3,051	3,051
1010-2260 HUMAN RESC	6,834	0	9,194	35,429	0	4,786	3,817
1010-2530 TREASURER	566	23	4,148	69,341	28	2,823	1,978
1010-2651 HUDSONVLL	0	0	0	99,178	0	0	0
1010-2652 HOLLAND HS	0	0	0	0	0	0	0
1010-2653 FULTON	0	0	0	0	0	0	0
1010-2654 GR HAVEN	0	0	245,455	138,033	0	0	0
1010-2655 HOLL HTL	0	0	0	0	0	0	0
1010-2656 DC FACIL	0	0	0	138,726	0	0	0
1010-2658 HEALTH	0	0	0	0	0	0	0
1010-2659 CMH	0	0	0	0	0	0	0
1010-2660 COOPERSVL	0	0	0	0	0	0	0
1010-2661 EMERG SVCS	0	0	0	0	0	0	0
1010-2664 4TH & CLIN	0	0	0	0	0	0	0
1010-2665 JUV SVCS	0	0	0	0	0	2,869	2,423
1010-2667 ADM ANNEX	0	0	0	0	0	0	0
1010-2668 FIA BLDG	0	0	0	0	0	0	0
1010-8650 INSURANCE	13,476	0	0	0	0	0	0
<b>Total Allocated</b>	<b>32,691</b>	<b>122</b>	<b>373,288</b>	<b>793,969</b>	<b>273</b>	<b>24,543</b>	<b>21,909</b>
Roll Forward	0	0	186,997	55,962	0	( 3,531)	( 1,731)
<b>Cost With Roll Forward</b>	<b>32,691</b>	<b>122</b>	<b>560,285</b>	<b>849,931</b>	<b>273</b>	<b>21,012</b>	<b>20,178</b>
Adjustments	0	0	0	0	0	0	0
<b>Proposed Costs</b>	<b>32,691</b>	<b>122</b>	<b>560,285</b>	<b>849,931</b>	<b>273</b>	<b>21,012</b>	<b>20,178</b>



**Ottawa County, Michigan**  
**Indirect Cost Allocation Plan - Allocated Costs**  
**Based on the Year Ended December 31, 2009**  
**Allocated Costs By Department**

Central Service Departments	1010-1492 JUV INCENT	1010-1520 ADULT PROB	1010-1660 FAM COUNSL	1010-1670 JURY COMM	1010-1910 ELECTIONS	1010-2150 CLERK	1010-2250 EQUALIZATN
BLDG USE CHG	0	9,806	0	0	0	31,024	12,983
1010-2010 FISCAL SVC	118	1,645	2,981	61	1,936	65,831	4,360
1010-2100 CORP COUNS	0	0	0	0	376	4,138	2,539
1010-2230 ADMINISTR	0	0	0	0	1,017	11,188	6,865
1010-2260 HUMAN RESC	0	0	0	0	1,726	15,686	8,670
1010-2530 TREASURER	31	232	1,220	14	391	26,523	596
1010-2651 HUDSONVLL	0	0	0	0	0	0	0
1010-2652 HOLLAND HS	0	0	0	0	0	0	0
1010-2653 FULTON	0	0	0	0	0	0	0
1010-2654 GR HAVEN	0	15,496	0	0	0	71,396	0
1010-2655 HOLL HTL	0	0	0	0	0	0	0
1010-2656 DC FACIL	0	0	0	0	0	0	0
1010-2658 HEALTH	0	0	0	0	0	0	0
1010-2659 CMH	0	0	0	0	0	0	0
1010-2660 COOPERSVL	0	0	0	0	0	0	0
1010-2661 EMERG SVCS	0	0	0	0	0	0	0
1010-2664 4TH & CLIN	0	0	0	0	0	0	0
1010-2665 JUV SVCS	0	0	0	0	0	0	0
1010-2667 ADM ANNEX	0	0	0	0	0	37,197	29,770
1010-2668 FIA BLDG	0	37,367	0	0	0	0	0
1010-8650 INSURANCE	0	0	0	0	0	26,951	16,539
<b>Total Allocated</b>	<b>149</b>	<b>64,546</b>	<b>4,201</b>	<b>75</b>	<b>5,446</b>	<b>289,934</b>	<b>81,422</b>
Roll Forward	0	26,631	( 2,115)	0	0	0	0
<b>Cost With Roll Forward</b>	<b>149</b>	<b>91,177</b>	<b>2,086</b>	<b>75</b>	<b>5,446</b>	<b>289,934</b>	<b>81,422</b>
Adjustments	0	0	0	0	0	0	0
<b>Proposed Costs</b>	<b>149</b>	<b>91,177</b>	<b>2,086</b>	<b>75</b>	<b>5,446</b>	<b>289,934</b>	<b>81,422</b>



**Ottawa County, Michigan**  
**Indirect Cost Allocation Plan - Allocated Costs**  
**Based on the Year Ended December 31, 2009**  
**Allocated Costs By Department**

Central Service Departments	1010-2290 PROS ATTY	1010-2360 REG DEEDS	1010-2450 SURV	1010-2470 PLAT BOARD	1010-2570 COOP EXT	1010-2590 GIS	1010-2610 BLDG AUTH
BLDG USE CHG	44,374	15,886	0	0	17,362	0	0
1010-2010 FISCAL SVC	14,496	180,133	3,602	340	7,574	3,938	27
1010-2100 CORP COUNS	5,526	2,176	104	0	1,030	941	0
1010-2230 ADMINISTR	13,781	5,594	280	0	2,201	2,542	0
1010-2260 HUMAN RESC	17,632	7,042	343	0	2,779	3,591	0
1010-2530 TREASURER	2,621	78,270	489	78	847	917	6
1010-2651 HUDSONVLL	0	0	0	0	0	0	0
1010-2652 HOLLAND HS	0	0	0	0	0	0	0
1010-2653 FULTON	0	0	0	0	0	0	0
1010-2654 GR HAVEN	55,992	37,107	0	0	0	0	0
1010-2655 HOLL HTL	0	0	0	0	0	0	0
1010-2656 DC FACIL	35,611	0	0	0	0	0	0
1010-2658 HEALTH	0	0	0	0	0	0	0
1010-2659 CMH	0	0	0	0	0	0	0
1010-2660 COOPERSVL	0	0	0	0	0	0	0
1010-2661 EMERG SVCS	0	0	0	0	0	0	0
1010-2664 4TH & CLIN	0	0	0	0	0	0	0
1010-2665 JUV SVCS	0	0	0	0	0	0	0
1010-2667 ADM ANNEX	28,551	31,270	0	0	42,777	0	0
1010-2668 FIA BLDG	0	0	0	0	0	0	0
1010-8650 INSURANCE	0	13,476	674	0	5,305	6,126	0
<b>Total Allocated</b>	<b>218,584</b>	<b>370,954</b>	<b>5,492</b>	<b>418</b>	<b>79,875</b>	<b>18,055</b>	<b>33</b>
Roll Forward	45,699	0	1,486	0	0	0	0
<b>Cost With Roll Forward</b>	<b>264,283</b>	<b>370,954</b>	<b>6,978</b>	<b>418</b>	<b>79,875</b>	<b>18,055</b>	<b>33</b>
Adjustments	0	0	0	0	0	0	0
<b>Proposed Costs</b>	<b>264,283</b>	<b>370,954</b>	<b>6,978</b>	<b>418</b>	<b>79,875</b>	<b>18,055</b>	<b>33</b>



**Ottawa County, Michigan**  
**Indirect Cost Allocation Plan - Allocated Costs**  
**Based on the Year Ended December 31, 2009**  
**Allocated Costs By Department**

Central Service Departments	1010-2750 DRAIN/COM	1010-2800 SOIL/WATER	1010-3020 SHERIFF	1010-3100 WEMET	1010-3113 COPS	1010-3119/1010-3120 HUDSONVILL
					HOLLN	COOPERSVIL
BLDG USE CHG	9,825	0	88,756	0	0	0
1010-2010 FISCAL SVC	4,083	168	33,911	2,612	1,987	3,062
1010-2100 CORP COUNS	1,317	0	13,452	1,129	188	941
1010-2230 ADMINISTR	3,560	0	36,080	3,051	508	2,542
1010-2260 HUMAN RESC	4,520	0	50,364	3,907	651	3,256
1010-2530 TREASURER	726	4	7,874	457	428	557
1010-2651 HUDSONVLL	0	0	0	0	0	0
1010-2652 HOLLAND HS	0	0	0	0	0	0
1010-2653 FULTON	0	0	0	0	0	0
1010-2654 GR HAVEN	0	0	0	0	0	0
1010-2655 HOLL HTL	0	0	0	0	0	0
1010-2656 DC FACIL	0	0	0	0	0	0
1010-2658 HEALTH	0	0	0	0	0	0
1010-2659 CMH	0	0	0	0	0	0
1010-2660 COOPERSVL	0	0	0	0	0	0
1010-2661 EMERG SVCS	0	0	0	0	0	0
1010-2664 4TH & CLIN	0	0	0	0	0	0
1010-2665 JUV SVCS	0	0	0	0	0	0
1010-2667 ADM ANNEX	11,095	0	218,688	0	0	0
1010-2668 FIA BLDG	0	0	0	0	0	0
1010-8650 INSURANCE	8,576	0	0	0	0	0
<b>Total Allocated</b>	<b>43,702</b>	<b>172</b>	<b>449,125</b>	<b>11,156</b>	<b>3,762</b>	<b>10,358</b>
Roll Forward	0	0	0	0	0	( 1,063)
<b>Cost With Roll Forward</b>	<b>43,702</b>	<b>172</b>	<b>449,125</b>	<b>11,156</b>	<b>3,762</b>	<b>9,295</b>
Adjustments	0	0	0	0	0	0
<b>Proposed Costs</b>	<b>43,702</b>	<b>172</b>	<b>449,125</b>	<b>11,156</b>	<b>3,762</b>	<b>9,295</b>
						<b>11,743</b>



**Ottawa County, Michigan**  
**Indirect Cost Allocation Plan - Allocated Costs**  
**Based on the Year Ended December 31, 2009**  
**Allocated Costs By Department**

Central Services Departments	1010-3160 SCAT	1010-3170 BLENDON/H	1010-3200 SHER	1010-3250 CENT DISP	1010-3310 MARINE	1010-3510 JAIL	1010-4260 EMERG SVCS
BLDG USE CHG	0	0	0	0	0	7,732	8,913
1010-2010 FISCAL SVC	149	1,859	444	962	4,166	20,599	3,577
1010-2100 CORP COUNS	0	188	0	0	141	14,483	610
1010-2230 ADMINISTR	0	508	0	0	382	39,157	1,068
1010-2260 HUMAN RESC	0	651	0	0	496	52,431	1,337
1010-2530 TREASURER	34	412	70	421	729	1,688	707
1010-2651 HUDSONVLL	0	0	0	0	0	0	0
1010-2652 HOLLAND HS	0	0	0	0	0	0	0
1010-2653 FULTON	0	0	0	0	0	0	0
1010-2654 GR HAVEN	0	0	0	0	0	8,985	0
1010-2655 HOLL HTL	0	0	0	0	0	0	0
1010-2656 DC FACIL	0	0	0	0	0	4,443	0
1010-2658 HEALTH	0	0	0	0	0	0	0
1010-2659 CMH	0	0	0	0	0	0	0
1010-2660 COOPERSVL	0	0	0	0	0	0	0
1010-2661 EMERG SVCS	0	0	0	0	0	0	0
1010-2664 4TH & CLIN	0	0	0	0	0	0	2,176
1010-2665 JUV SVCS	0	0	0	0	0	47,570	0
1010-2667 ADM ANNEX	0	0	0	0	0	0	21,961
1010-2668 FIA BLDG	0	0	0	0	0	0	0
1010-8650 INSURANCE	0	0	0	0	0	0	2,573
<b>Total Allocated</b>	<b>183</b>	<b>3,618</b>	<b>514</b>	<b>1,383</b>	<b>5,914</b>	<b>197,088</b>	<b>42,922</b>
Roll Forward	0	0	0	0	579	0	( 11,232)
<b>Cost With Roll Forward</b>	<b>183</b>	<b>3,618</b>	<b>514</b>	<b>1,383</b>	<b>6,493</b>	<b>197,088</b>	<b>31,690</b>
Adjustments	0	0	0	0	0	0	0
<b>Proposed Costs</b>	<b>183</b>	<b>3,618</b>	<b>514</b>	<b>1,383</b>	<b>6,493</b>	<b>197,088</b>	<b>31,690</b>



**Ottawa County, Michigan**  
**Indirect Cost Allocation Plan - Allocated Costs**  
**Based on the Year Ended December 31, 2009**  
**Allocated Costs By Department**

Central Service Departments	1010-4262 SOLUTION	1010-4263 HAZ-MAT	1010-4265 HOMELAND	1010-4300 ANIMAL	1010-4450 DRAIN	1010-6039 JAIL HEALTH	1010-6300 SUB ABUSE
BLDG USE CHG	0	0	0	0	0	0	0
1010-2010 FISCAL SVC	1,938	2,894	0	3,014	107	3,245	2,833
1010-2100 CORP COUNS	0	75	0	564	0	0	0
1010-2230 ADMINISTR	0	203	0	1,525	0	0	0
1010-2260 HUMAN RESC	0	261	30	1,962	0	0	0
1010-2530 TREASURER	458	609	0	485	25	846	70
1010-2651 HUDSONVLL	0	0	0	0	0	0	0
1010-2652 HOLLAND HS	0	0	0	0	0	0	0
1010-2653 FULTON	0	0	0	0	0	0	0
1010-2654 GR HAVEN	0	0	0	0	0	0	0
1010-2655 HOLL HTL	0	0	0	0	0	0	0
1010-2656 DC FACIL	0	0	0	0	0	0	0
1010-2658 HEALTH	0	0	0	0	0	0	0
1010-2659 CMH	0	0	0	0	0	0	0
1010-2660 COOPERSVL	0	0	0	0	0	0	0
1010-2661 EMERG SVCS	0	0	0	0	0	0	0
1010-2664 4TH & CLIN	0	0	0	0	0	0	0
1010-2665 JUV SVCS	0	0	0	0	0	0	0
1010-2667 ADM ANNEX	0	0	0	0	0	0	0
1010-2668 FIA BLDG	0	0	0	0	0	0	0
1010-8650 INSURANCE	0	0	0	0	0	0	0
<b>Total Allocated</b>	<b>2,396</b>	<b>4,042</b>	<b>30</b>	<b>7,540</b>	<b>132</b>	<b>4,091</b>	<b>2,903</b>
Roll Forward	0	0	0	0	0	0	0
<b>Cost With Roll Forward</b>	<b>2,396</b>	<b>4,042</b>	<b>30</b>	<b>7,540</b>	<b>132</b>	<b>4,091</b>	<b>2,903</b>
Adjustments	0	0	0	0	0	0	0
<b>Proposed Costs</b>	<b>2,396</b>	<b>4,042</b>	<b>30</b>	<b>7,540</b>	<b>132</b>	<b>4,091</b>	<b>2,903</b>





**Ottawa County, Michigan**  
**Indirect Cost Allocation Plan - Allocated Costs**  
**Based on the Year Ended December 31, 2009**  
**Allocated Costs By Department**

Central Service Departments	1010-6480 MED EXAMIR	1010-6810 VET BURIAL	1010-7211 PLAN/GRANT	2010 ROAD COMM	2081-7510 PARKS	2160 FOC	2170 JUDICIAL GRANTS
BLDG USE CHG	0	0	11,474	0	12,188	22,679	0
1010-2010 FISCAL SVC	3,871	533	6,461	354	25,058	14,525	7,019
1010-2100 CORP COUNS	0	0	3,130	0	3,250	6,902	1,129
1010-2230 ADMINISTR	0	0	3,534	0	7,628	18,373	3,051
1010-2260 HUMAN RESC	6	0	6,344	0	16,706	26,759	3,847
1010-2530 TREASURER	977	123	0	10,245	26,851	23,578	4,832
1010-2651 HUDSONVLL	0	0	0	0	0	0	0
1010-2652 HOLLAND HS	0	0	0	0	0	0	0
1010-2653 FULTON	0	0	0	0	0	0	0
1010-2654 GR HAVEN	0	0	0	0	0	94,592	0
1010-2655 HOLL HTL	0	0	0	0	0	0	0
1010-2656 DC FACIL	0	0	0	0	0	0	0
1010-2658 HEALTH	0	0	0	0	0	0	0
1010-2659 CMH	0	0	0	0	0	0	0
1010-2660 COOPERSVL	0	0	0	0	0	0	0
1010-2661 EMERG SVCS	0	0	0	0	0	0	0
1010-2664 4TH & CLIN	0	0	0	0	0	0	0
1010-2665 JUV SVCS	0	0	0	0	0	0	0
1010-2667 ADM ANNEX	0	0	28,272	0	30,030	0	0
1010-2668 FIA BLDG	0	0	0	0	0	0	0
1010-8650 INSURANCE	0	0	8,515	0	0	0	0
<b>Total Allocated</b>	<b>4,854</b>	<b>656</b>	<b>67,730</b>	<b>10,599</b>	<b>121,711</b>	<b>207,408</b>	<b>19,878</b>
Roll Forward	0	0	0	0	0	48,162	0
<b>Cost With Roll Forward</b>	<b>4,854</b>	<b>656</b>	<b>67,730</b>	<b>10,599</b>	<b>121,711</b>	<b>255,570</b>	<b>19,878</b>
Adjustments	0	0	0	0	0	0	0
<b>Proposed Costs</b>	<b>4,854</b>	<b>656</b>	<b>67,730</b>	<b>10,599</b>	<b>121,711</b>	<b>255,570</b>	<b>19,878</b>



**Ottawa County, Michigan**  
**Indirect Cost Allocation Plan - Allocated Costs**  
**Based on the Year Ended December 31, 2009**  
**Allocated Costs By Department**

Central Service Departments	2210-ALL HEALTH	2210-ALL HTL-BLDG OPER	2220-649 MH	2220-ALL MH BLDG OPER	2271 LANDFILL	2272 LF TIPPING	2320 TRANSPORTN
BLDG USE CHG	0	0	0	0	0	0	0
1010-2010 FISCAL SVC	91,989	0	164,632	0	1,193	5,244	347
1010-2100 CORP COUNS	20,164	0	54,280	0	0	887	0
1010-2230 ADMINISTR	46,977	0	96,905	0	0	2,400	0
1010-2260 HUMAN RESC	59,243	0	94,716	0	0	3,013	0
1010-2530 TREASURER	33,548	0	24,129	0	612	10,183	367
1010-2651 HUDSONVLL	0	2,322	0	933	0	0	0
1010-2652 HOLLAND HS	0	0	0	13,068	0	0	0
1010-2653 FULTON	0	0	0	7,509	0	0	0
1010-2654 GR HAVEN	0	0	0	0	0	0	0
1010-2655 HOLL HTL	0	9,517	0	0	0	99	0
1010-2656 DC FACIL	0	0	0	0	0	0	0
1010-2658 HEALTH	0	6,828	0	0	0	0	0
1010-2659 CMH	0	0	0	13,744	0	0	0
1010-2660 COOPERSVL	0	0	0	0	0	0	0
1010-2661 EMERG SVCS	0	0	0	0	0	0	0
1010-2664 4TH & CLIN	0	0	0	0	0	0	0
1010-2665 JUV SVCS	0	0	0	0	0	0	0
1010-2667 ADM ANNEX	0	0	0	0	0	0	0
1010-2668 FIA BLDG	0	0	0	0	0	0	0
1010-8650 INSURANCE	0	0	0	0	0	0	0
<b>Total Allocated</b>	<b>251,921</b>	<b>18,667</b>	<b>434,662</b>	<b>35,254</b>	<b>1,805</b>	<b>21,826</b>	<b>714</b>
Roll Forward	( 51,440)	934	( 36,928)	6,417	0	9,623	0
Cost With Roll Forward	200,481	19,601	397,734	41,671	1,805	31,449	714
Adjustments	0	0	0	0	0	0	0
<b>Proposed Costs</b>	<b>200,481</b>	<b>19,601</b>	<b>397,734</b>	<b>41,671</b>	<b>1,805</b>	<b>31,449</b>	<b>714</b>



**Ottawa County, Michigan**  
**Indirect Cost Allocation Plan - Allocated Costs**  
**Based on the Year Ended December 31, 2009**  
**Allocated Costs By Department**

Central Service Departments	2420 PLANG COMM	2444 INFRASTRUCTR	2450 PUBLIC IMP	2550 HOMESTEAD	2560 ROD AUTOMT	2601 PROS ATT GRANT	2602 WEMET
BLDG USE CHG	0	0	0	0	0	0	18,071
1010-2010 FISCAL SVC	531	79	1,604	0	81,652	2,268	3,308
1010-2100 CORP COUNS	0	0	0	0	0	564	0
1010-2230 ADMINISTR	0	0	0	0	0	1,525	0
1010-2260 HUMAN RESC	0	0	0	0	0	1,923	0
1010-2530 TREASURER	2,385	1,040	4,067	367	14,862	3,517	9,205
1010-2651 HUDSONVLL	0	0	0	0	0	0	0
1010-2652 HOLLAND HS	0	0	0	0	0	0	0
1010-2653 FULTON	0	0	0	0	0	0	0
1010-2654 GR HAVEN	0	0	0	0	0	0	0
1010-2655 HOLL HTL	0	0	0	0	0	0	0
1010-2656 DC FACIL	0	0	0	0	0	0	0
1010-2658 HEALTH	0	0	0	0	0	0	0
1010-2659 CMH	0	0	0	0	0	0	0
1010-2660 COOPERSVL	0	0	0	0	0	0	0
1010-2661 EMERG SVCS	0	0	0	0	0	0	0
1010-2664 4TH & CLIN	0	0	0	0	0	0	0
1010-2665 JUV SVCS	0	0	0	0	0	0	0
1010-2667 ADM ANNEX	0	0	0	0	0	0	( 1,278)
1010-2668 FIA BLDG	0	0	0	0	0	0	0
1010-8650 INSURANCE	0	0	0	0	0	0	0
<b>Total Allocated</b>	<b>2,916</b>	<b>1,119</b>	<b>5,671</b>	<b>367</b>	<b>96,514</b>	<b>9,797</b>	<b>29,306</b>
Roll Forward	0	0	0	0	0	0	0
<b>Cost With Roll Forward</b>	<b>2,916</b>	<b>1,119</b>	<b>5,671</b>	<b>367</b>	<b>96,514</b>	<b>9,797</b>	<b>29,306</b>
Adjustments	0	0	0	0	0	0	0
<b>Proposed Costs</b>	<b>2,916</b>	<b>1,119</b>	<b>5,671</b>	<b>367</b>	<b>96,514</b>	<b>9,797</b>	<b>29,306</b>



**Ottawa County, Michigan**  
**Indirect Cost Allocation Plan - Allocated Costs**  
**Based on the Year Ended December 31, 2009**  
**Allocated Costs By Department**

Central Service Departments	2609 COPS FAST	2610 COMM POLICE	2661 ROAD PATROL	2690 LAW LIBRARY	2740 WIA ADM	2741-7430 WIA PROG	2741-7431 WIA ADM
BLDG USE CHG	0	0	0	0	0	0	0
1010-2010 FISCAL SVC	5,700	42,825	2,995	846	4,431	56	913
1010-2100 CORP COUNS	295	8,087	564	0	1,027	0	324
1010-2230 ADMINISTR	508	21,866	1,525	0	1,907	0	5
1010-2260 HUMAN RESC	621	28,507	1,952	0	2,413	0	6
1010-2530 TREASURER	4,802	12,110	4,251	1,315	8,074	0	7,951
1010-2651 HUDSONVLL	0	0	0	0	0	0	0
1010-2652 HOLLAND HS	0	0	0	0	0	0	0
1010-2653 FULTON	0	0	0	0	0	0	0
1010-2654 GR HAVEN	0	0	0	6,813	0	0	0
1010-2655 HOLL HTL	0	0	0	0	319	0	0
1010-2656 DC FACIL	0	0	0	0	0	0	0
1010-2658 HEALTH	0	0	0	0	0	0	0
1010-2659 CMH	0	0	0	0	0	0	0
1010-2660 COOPERSVL	0	0	0	0	0	0	0
1010-2661 EMERG SVCS	0	0	0	0	0	0	0
1010-2664 4TH & CLIN	0	0	0	0	0	0	0
1010-2665 JUV SVCS	0	0	0	0	0	0	0
1010-2667 ADM ANNEX	0	0	0	0	0	0	0
1010-2668 FIA BLDG	0	0	0	0	0	0	0
1010-8650 INSURANCE	0	0	0	0	0	0	0
<b>Total Allocated</b>	<b>11,926</b>	<b>113,395</b>	<b>11,287</b>	<b>8,974</b>	<b>18,171</b>	<b>56</b>	<b>9,199</b>
Roll Forward	0	0	3,468	0	0	0	0
<b>Cost With Roll Forward</b>	<b>11,926</b>	<b>113,395</b>	<b>14,755</b>	<b>8,974</b>	<b>18,171</b>	<b>56</b>	<b>9,199</b>
Adjustments	0	0	0	0	0	0	0
<b>Proposed Costs</b>	<b>11,926</b>	<b>113,395</b>	<b>14,755</b>	<b>8,974</b>	<b>18,171</b>	<b>56</b>	<b>9,199</b>



**Ottawa County, Michigan**  
**Indirect Cost Allocation Plan - Allocated Costs**  
**Based on the Year Ended December 31, 2009**  
**Allocated Costs By Department**

Central Service Departments	2741-7460 WIA PROG	2741-7463 WIA PROG	2741-7464 WIA PROG	2742-7433 WIA PROG	2743-7430 WIA PROG	2743-7431 WIA ADM	2743-7433 WIA PROG
BLDG USE CHG	0	0	0	0	0	0	0
1010-2010 FISCAL SVC	0	7,328	7,144	8,998	48	7,156	12,989
1010-2100 CORP COUNS	0	796	879	1,182	0	1,996	3,465
1010-2230 ADMINISTR	0	412	926	585	0	178	1,541
1010-2260 HUMAN RESC	0	516	1,130	728	0	221	1,927
1010-2530 TREASURER	0	0	0	7,065	0	10,795	0
1010-2651 HUDSONVLL	0	0	0	0	0	0	0
1010-2652 HOLLAND HS	0	0	0	0	0	0	0
1010-2653 FULTON	0	0	0	0	0	0	0
1010-2654 GR HAVEN	0	0	0	0	0	0	0
1010-2655 HOLL HTL	0	43	88	69	0	8	108
1010-2656 DC FACIL	0	0	0	0	0	0	0
1010-2658 HEALTH	0	0	0	0	0	0	0
1010-2659 CMH	0	0	0	0	0	0	0
1010-2660 COOPERSVL	0	0	0	0	0	0	0
1010-2661 EMERG SVCS	0	0	0	0	0	0	0
1010-2664 4TH & CLIN	0	0	0	0	0	0	0
1010-2665 JUV SVCS	0	0	0	0	0	0	0
1010-2667 ADM ANNEX	0	0	0	0	0	0	0
1010-2668 FIA BLDG	0	0	0	0	0	0	0
1010-8650 INSURANCE	0	0	0	0	0	0	0
<b>Total Allocated</b>	<b>0</b>	<b>9,095</b>	<b>10,167</b>	<b>18,627</b>	<b>48</b>	<b>20,354</b>	<b>20,040</b>
Roll Forward	0	0	0	0	0	0	0
<b>Cost With Roll Forward</b>	<b>0</b>	<b>9,095</b>	<b>10,167</b>	<b>18,627</b>	<b>48</b>	<b>20,354</b>	<b>20,040</b>
Adjustments	0	0	0	0	0	0	0
<b>Proposed Costs</b>	<b>0</b>	<b>9,095</b>	<b>10,167</b>	<b>18,627</b>	<b>48</b>	<b>20,354</b>	<b>20,040</b>

**Ottawa County, Michigan**  
**Indirect Cost Allocation Plan - Allocated Costs**  
**Based on the Year Ended December 31, 2009**  
**Allocated Costs By Department**

Central Service Departments	2743-7455 WIA PROG	2743-7460 WIA PROG	2743-7469 WIA PROG	2743-7475 WIA PROG	2743-7489 WIA PROG	2743-7491 WIA PROG	2744-7296 WIA PROG
BLDG USE CHG	0	0	0	0	0	0	0
1010-2010 FISCAL SVC	1,078	6,554	0	558	235	496	151
1010-2100 CORP COUNS	215	433	0	15	107	215	0
1010-2230 ADMINISTR	0	300	0	41	0	0	0
1010-2260 HUMAN RESC	0	366	0	50	0	0	0
1010-2530 TREASURER	0	0	0	0	0	0	0
1010-2651 HUDSONVLL	0	0	0	0	0	0	0
1010-2652 HOLLAND HS	0	0	0	0	0	0	0
1010-2653 FULTON	0	0	0	0	0	0	0
1010-2654 GR HAVEN	0	0	0	0	0	0	0
1010-2655 HOLL HTL	0	38	0	0	0	0	0
1010-2656 DC FACIL	0	0	0	0	0	0	0
1010-2658 HEALTH	0	0	0	0	0	0	0
1010-2659 CMH	0	0	0	0	0	0	0
1010-2660 COOPERSVL	0	0	0	0	0	0	0
1010-2661 EMERG SVCS	0	0	0	0	0	0	0
1010-2664 4TH & CLIN	0	0	0	0	0	0	0
1010-2665 JUV SVCS	0	0	0	0	0	0	0
1010-2667 ADM ANNEX	0	0	0	0	0	0	0
1010-2668 FIA BLDG	0	0	0	0	0	0	0
1010-8650 INSURANCE	0	0	0	0	0	0	0
<b>Total Allocated</b>	<b>1,293</b>	<b>7,691</b>	<b>0</b>	<b>664</b>	<b>342</b>	<b>711</b>	<b>151</b>
Roll Forward	0	0	0	0	0	0	0
<b>Cost With Roll Forward</b>	<b>1,293</b>	<b>7,691</b>	<b>0</b>	<b>664</b>	<b>342</b>	<b>711</b>	<b>151</b>
Adjustments	0	0	0	0	0	0	0
<b>Proposed Costs</b>	<b>1,293</b>	<b>7,691</b>	<b>0</b>	<b>664</b>	<b>342</b>	<b>711</b>	<b>151</b>



**Ottawa County, Michigan**  
**Indirect Cost Allocation Plan - Allocated Costs**  
**Based on the Year Ended December 31, 2009**  
**Allocated Costs By Department**

Central Service Departments	2744-7431 WIA ADM	2744-7433 WIA PROG	2744-7441 WIA PROG	2744-7479 WIA PROG	2744-7484 WIA PROG	2744-7486 WIA PROG	2748-5880 WIA PROG
BLDG USE CHG	0	0	0	0	0	0	0
1010-2010 FISCAL SVC	3	0	1,838	3,387	473	190	620
1010-2100 CORP COUNS	0	0	2	28	2	2	0
1010-2230 ADMINISTR	0	0	5	77	5	5	0
1010-2260 HUMAN RESC	0	0	6	100	6	6	0
1010-2530 TREASURER	5,657	0	0	0	0	0	0
1010-2651 HUDSONVLL	0	0	0	0	0	0	0
1010-2652 HOLLAND HS	0	0	0	0	0	0	0
1010-2653 FULTON	0	0	0	0	0	0	0
1010-2654 GR HAVEN	0	0	0	0	0	0	0
1010-2655 HOLL HTL	0	0	0	6	0	0	0
1010-2656 DC FACIL	0	0	0	0	0	0	0
1010-2658 HEALTH	0	0	0	0	0	0	0
1010-2659 CMH	0	0	0	0	0	0	0
1010-2660 COOPERSVL	0	0	0	0	0	0	0
1010-2661 EMERG SVCS	0	0	0	0	0	0	0
1010-2664 4TH & CLIN	0	0	0	0	0	0	0
1010-2665 JUV SVCS	0	0	0	0	0	0	0
1010-2667 ADM ANNEX	0	0	0	0	0	0	0
1010-2668 FIA BLDG	0	0	0	0	0	0	0
1010-8650 INSURANCE	0	0	0	0	0	0	0
<b>Total Allocated</b>	<b>5,660</b>	<b>0</b>	<b>1,851</b>	<b>3,598</b>	<b>486</b>	<b>203</b>	<b>620</b>
Roll Forward	0	0	0	0	0	0	0
<b>Cost With Roll Forward</b>	<b>5,660</b>	<b>0</b>	<b>1,851</b>	<b>3,598</b>	<b>486</b>	<b>203</b>	<b>620</b>
Adjustments	0	0	0	0	0	0	0
<b>Proposed Costs</b>	<b>5,660</b>	<b>0</b>	<b>1,851</b>	<b>3,598</b>	<b>486</b>	<b>203</b>	<b>620</b>



**Ottawa County, Michigan**  
**Indirect Cost Allocation Plan - Allocated Costs**  
**Based on the Year Ended December 31, 2009**  
**Allocated Costs By Department**

Central Service Departments	2748-7430 WIA PROG	2748-7431 WIA ADM	2748-7433 WIA PROG	2748-7438 WIA PROG	2748-7439 WIA PROG	2748-7445 WIA PROG	2748-7469 WIA ADM
BLDG USE CHG	0	0	0	0	0	0	0
1010-2010 FISCAL SVC	783	522	4,042	8,545	1,473	1,587	0
1010-2100 CORP COUNS	0	0	364	788	54	354	0
1010-2230 ADMINISTR	0	0	111	915	147	87	0
1010-2260 HUMAN RESC	0	0	137	1,133	180	106	0
1010-2530 TREASURER	0	11,376	0	0	0	0	0
1010-2651 HUDSONVLL	0	0	0	0	0	0	0
1010-2652 HOLLAND HS	0	0	0	0	0	0	0
1010-2653 FULTON	0	0	0	0	0	0	0
1010-2654 GR HAVEN	0	0	0	0	0	0	0
1010-2655 HOLL HTL	0	10	0	99	19	0	0
1010-2656 DC FACIL	0	0	0	0	0	0	0
1010-2658 HEALTH	0	0	0	0	0	0	0
1010-2659 CMH	0	0	0	0	0	0	0
1010-2660 COOPERSVL	0	0	0	0	0	0	0
1010-2661 EMERG SVCS	0	0	0	0	0	0	0
1010-2664 4TH & CLIN	0	0	0	0	0	0	0
1010-2665 JUV SVCS	0	0	0	0	0	0	0
1010-2667 ADM ANNEX	0	0	0	0	0	0	0
1010-2668 FIA BLDG	0	0	0	0	0	0	0
1010-8650 INSURANCE	0	0	0	0	0	0	0
<b>Total Allocated</b>	<b>783</b>	<b>11,908</b>	<b>4,654</b>	<b>11,460</b>	<b>1,873</b>	<b>2,134</b>	<b>0</b>
Roll Forward	0	0	0	0	0	0	0
<b>Cost With Roll Forward</b>	<b>783</b>	<b>11,908</b>	<b>4,654</b>	<b>11,460</b>	<b>1,873</b>	<b>2,134</b>	<b>0</b>
Adjustments	0	0	0	0	0	0	0
<b>Proposed Costs</b>	<b>783</b>	<b>11,908</b>	<b>4,654</b>	<b>11,460</b>	<b>1,873</b>	<b>2,134</b>	<b>0</b>





**Ottawa County, Michigan**  
**Indirect Cost Allocation Plan - Allocated Costs**  
**Based on the Year Ended December 31, 2009**  
**Allocated Costs By Department**

Central Service Departments	2748-7484 WIA PROG	2749-7486 WIA PROG	2750 GRANT PASSTHRU	2800 WIA ADM	2800-7480 WIA PROG	2800-7482 WIA PROG	2810 FED EMG MGMT
BLDG USE CHG	0	0	0	0	0	0	0
1010-2010 FISCAL SVC	2,495	357	2,473	0	1,425	1,390	490
1010-2100 CORP COUNS	400	0	188	0	59	32	0
1010-2230 ADMINISTR	1,083	0	508	0	158	87	0
1010-2260 HUMAN RESC	1,396	0	651	0	192	112	0
1010-2530 TREASURER	0	428	3,272	3,822	0	0	520
1010-2651 HUDSONVLL	0	0	0	0	0	0	0
1010-2652 HOLLAND HS	0	0	0	0	0	0	0
1010-2653 FULTON	0	0	0	0	0	0	0
1010-2654 GR HAVEN	0	0	0	0	0	0	0
1010-2655 HOLL HTL	165	0	0	0	11	9	0
1010-2656 DC FACIL	0	0	0	0	0	0	0
1010-2658 HEALTH	0	0	0	0	0	0	0
1010-2659 CMH	0	0	0	0	0	0	0
1010-2660 COOPERSVL	0	0	0	0	0	0	0
1010-2661 EMERG SVCS	0	0	0	0	0	0	0
1010-2664 4TH & CLIN	0	0	0	0	0	0	0
1010-2665 JUV SVCS	0	0	0	0	0	0	0
1010-2667 ADM ANNEX	0	0	0	0	0	0	0
1010-2668 FIA BLDG	0	0	0	0	0	0	0
1010-8650 INSURANCE	0	0	0	0	0	0	0
<b>Total Allocated</b>	<b>5,539</b>	<b>785</b>	<b>7,092</b>	<b>3,822</b>	<b>1,845</b>	<b>1,630</b>	<b>1,010</b>
Roll Forward	0	0	0	( 773)	0	0	0
<b>Cost With Roll Forward</b>	<b>5,539</b>	<b>785</b>	<b>7,092</b>	<b>3,049</b>	<b>1,845</b>	<b>1,630</b>	<b>1,010</b>
Adjustments	0	0	0	0	0	0	0
<b>Proposed Costs</b>	<b>5,539</b>	<b>785</b>	<b>7,092</b>	<b>3,049</b>	<b>1,845</b>	<b>1,630</b>	<b>1,010</b>





**Ottawa County, Michigan**  
**Indirect Cost Allocation Plan - Allocated Costs**  
**Based on the Year Ended December 31, 2009**  
**Allocated Costs By Department**

Central Service Departments	2870-7473 COMM ACTN2870-7476 COMM ACTN2870-7483 COMM ACTN2870-7485 COMM ACTN2870-7487 COMM ACTN2870-7488 COMM ACTN2870-9990 COMM ACTN									
BLDG USE CHG	0	0	0	0	0	0	0	0	0	0
1010-2010 FISCAL SVC	475	0	1,014	1,505	616	1,946	45			
1010-2100 CORP COUNS	0	0	12	98	32	107	79			
1010-2230 ADMINISTR	0	0	30	264	87	290	213			
1010-2260 HUMAN RESC	0	0	37	353	112	354	260			
1010-2530 TREASURER	0	0	0	0	0	0	0			
1010-2651 HUDSONVLL	0	0	0	0	0	0	0			
1010-2652 HOLLAND HS	0	0	0	0	0	0	0			
1010-2653 FULTON	0	0	0	0	0	0	0			
1010-2654 GR HAVEN	0	0	0	0	0	0	0			
1010-2655 HOLL HTL	0	0	0	0	0	0	0			
1010-2656 DC FACIL	0	0	0	0	0	0	0			
1010-2658 HEALTH	0	0	0	0	0	0	0			
1010-2659 CMH	0	0	0	0	0	0	0			
1010-2660 COOPERSVL	0	0	0	0	0	0	0			
1010-2661 EMERG SVCS	0	0	0	0	0	0	0			
1010-2664 4TH & CLIN	0	0	0	0	0	0	0			
1010-2665 JUV SVCS	0	0	0	0	0	0	0			
1010-2667 ADM ANNEX	0	0	0	0	0	0	0			
1010-2668 FIA BLDG	0	0	0	0	0	0	0			
1010-8650 INSURANCE	0	0	0	0	0	0	0			
<b>Total Allocated</b>	<b>475</b>	<b>0</b>	<b>1,093</b>	<b>2,220</b>	<b>847</b>	<b>2,697</b>	<b>597</b>			
Roll Forward	0	0	0	0	0	0	0			
<b>Cost With Roll Forward</b>	<b>475</b>	<b>0</b>	<b>1,093</b>	<b>2,220</b>	<b>847</b>	<b>2,697</b>	<b>597</b>			
Adjustments	0	0	0	0	0	0	0			
<b>Proposed Costs</b>	<b>475</b>	<b>0</b>	<b>1,093</b>	<b>2,220</b>	<b>847</b>	<b>2,697</b>	<b>597</b>			



**Ottawa County, Michigan**  
**Indirect Cost Allocation Plan - Allocated Costs**  
**Based on the Year Ended December 31, 2009**  
**Allocated Costs By Department**

Central Service Departments	2890-7291 WEATH ADM	2890-7292 WEATHERIZ	2890-7293 WEATHERIZ	2890-7494 WEATHERIZ	2890-7295 WEATH ADM	2890-7296 WEATHERIZ	2890-7297 WEATHERIZ
BLDG USE CHG	0	0	0	0	0	0	0
1010-2010 FISCAL SVC	1,790	3,220	168	0	0	0	0
1010-2100 CORP COUNS	54	161	0	0	1,205	1,231	1,364
1010-2230 ADMINISTR	147	437	0	0	10	19	0
1010-2260 HUMAN RESC	183	535	0	0	26	51	0
1010-2530 TREASURER	6,911	0	0	0	46	62	0
1010-2651 HUDSONVLL	0	0	0	0	0	0	0
1010-2652 HOLLAND HS	0	0	0	0	0	0	0
1010-2653 FULTON	0	0	0	0	0	0	0
1010-2654 GR HAVEN	0	0	0	0	0	0	0
1010-2655 HOLL HTL	11	54	0	0	0	0	27
1010-2656 DC FACIL	0	0	0	0	0	0	0
1010-2658 HEALTH	0	0	0	0	0	0	0
1010-2659 CMH	0	0	0	0	0	0	0
1010-2660 COOPERSVL	0	0	0	0	0	0	0
1010-2661 EMERG SVCS	0	0	0	0	0	0	0
1010-2664 4TH & CLIN	0	0	0	0	0	0	0
1010-2665 JUV SVCS	0	0	0	0	0	0	0
1010-2667 ADM ANNEX	0	0	0	0	0	0	0
1010-2668 FIA BLDG	0	0	0	0	0	0	0
1010-8650 INSURANCE	0	0	0	0	0	0	0
<b>Total Allocated</b>	<b>9,096</b>	<b>4,407</b>	<b>168</b>	<b>0</b>	<b>1,287</b>	<b>1,363</b>	<b>1,391</b>
Roll Forward	0	0	0	0	0	0	0
<b>Cost With Roll Forward</b>	<b>9,096</b>	<b>4,407</b>	<b>168</b>	<b>0</b>	<b>1,287</b>	<b>1,363</b>	<b>1,391</b>
Adjustments	0	0	0	0	0	0	0
<b>Proposed Costs</b>	<b>9,096</b>	<b>4,407</b>	<b>168</b>	<b>0</b>	<b>1,287</b>	<b>1,363</b>	<b>1,391</b>



**Ottawa County, Michigan**  
**Indirect Cost Allocation Plan - Allocated Costs**  
**Based on the Year Ended December 31, 2009**  
**Allocated Costs By Department**

Central Service Departments	2890-7298 WEATHERIZ	2890-7299 WEATHERIZ	2890-9990 WEATHERIZ	2900 DEPT HUMAN SVC	2900 DHS BLDG	2920 6620 DETENTION	2920 6621 PLACEMENT
BLDG USE CHG	0	0	0	0	0	0	0
1010-2010 FISCAL SVC	1,596	436	76	3,318	0	11,121	1,931
1010-2100 CORP COUNS	0	0	133	0	0	6,220	0
1010-2230 ADMINISTR	0	0	361	0	0	15,078	0
1010-2260 HUMAN RESC	125	0	441	0	0	23,939	0
1010-2530 TREASURER	0	0	0	7,248	0	24,221	0
1010-2651 HUDSONVLL	0	0	0	0	0	0	0
1010-2652 HOLLAND HS	0	0	0	0	0	0	0
1010-2653 FULTON	0	0	0	0	0	0	0
1010-2654 GR HAVEN	0	0	0	0	0	0	0
1010-2655 HOLL HTL	116	0	0	0	0	0	0
1010-2656 DC FACIL	0	0	0	0	0	0	0
1010-2658 HEALTH	0	0	0	0	0	0	0
1010-2659 CMH	0	0	0	0	0	0	0
1010-2660 COOPERSVL	0	0	0	0	0	0	0
1010-2661 EMERG SVCS	0	0	0	0	0	0	0
1010-2664 4TH & CLIN	0	0	0	0	0	0	0
1010-2665 JUV SVCS	0	0	0	0	0	0	0
1010-2667 ADM ANNEX	0	0	0	0	0	0	0
1010-2668 FIA BLDG	0	0	0	0	15,135	0	0
1010-8650 INSURANCE	0	0	0	0	0	0	0
<b>Total Allocated</b>	<b>1,837</b>	<b>436</b>	<b>1,011</b>	<b>10,566</b>	<b>15,135</b>	<b>80,579</b>	<b>1,931</b>
Roll Forward	0	0	0	0	0	2,142	( 3,338)
<b>Cost With Roll Forward</b>	<b>1,837</b>	<b>436</b>	<b>1,011</b>	<b>10,566</b>	<b>15,135</b>	<b>82,721</b>	<b>( 1,407)</b>
Adjustments	0	0	0	0	0	0	0
<b>Proposed Costs</b>	<b>1,837</b>	<b>436</b>	<b>1,011</b>	<b>10,566</b>	<b>15,135</b>	<b>82,721</b>	<b>( 1,407)</b>



**Ottawa County, Michigan**  
**Indirect Cost Allocation Plan - Allocated Costs**  
**Based on the Year Ended December 31, 2009**  
**Allocated Costs By Department**

Central Service Departments	2920 6622 INTEN SUP	2920 6623 TREATMENT	2920 6624 COMM INTR	2920 CC BLDG OPERTN	2921 CC SOC SVCS	2930 SOLDIER/SAILOR	2940 VETS TRUST
BLDG USE CHG	0	0	0	0	0	0	0
1010-2010 FISCAL SVC	2,742	4,525	13,046	0	41	325	196
1010-2100 CORP COUNS	620	2,338	4,621	0	0	0	0
1010-2230 ADMINISTR	1,678	6,321	9,885	0	0	0	0
1010-2260 HUMAN RESC	2,148	7,990	12,978	0	0	0	0
1010-2530 TREASURER	0	0	0	0	550	1,131	1,498
1010-2651 HUDSONVLL	0	0	0	0	0	0	0
1010-2652 HOLLAND HS	0	0	0	0	0	0	0
1010-2653 FULTON	0	0	0	0	0	0	0
1010-2654 GR HAVEN	0	0	0	0	0	0	0
1010-2655 HOLL HTL	0	0	0	0	0	0	0
1010-2656 DC FACIL	0	0	0	0	0	0	0
1010-2658 HEALTH	0	0	0	0	0	0	0
1010-2659 CMIH	0	0	0	0	0	0	0
1010-2660 COOPERSVL	0	0	0	0	0	0	0
1010-2661 EMERG SVCS	0	0	0	0	0	0	0
1010-2664 4TH & CLIN	0	0	0	0	0	0	0
1010-2665 JUV SVCS	0	0	0	10,905	0	0	0
1010-2667 ADM ANNEX	0	0	0	0	0	0	0
1010-2668 FIA BLDG	0	0	0	4,294	0	0	0
1010-8650 INSURANCE	0	0	0	0	0	0	0
<b>Total Allocated</b>	<b>7,188</b>	<b>21,174</b>	<b>40,530</b>	<b>15,199</b>	<b>591</b>	<b>1,456</b>	<b>1,694</b>
Roll Forward	293	( 1,732)	7,075	0	0	0	0
<b>Cost With Roll Forward</b>	<b>7,481</b>	<b>19,442</b>	<b>47,605</b>	<b>15,199</b>	<b>591</b>	<b>1,456</b>	<b>1,694</b>
Adjustments	0	0	0	0	0	0	0
<b>Proposed Costs</b>	<b>7,481</b>	<b>19,442</b>	<b>47,605</b>	<b>15,199</b>	<b>591</b>	<b>1,456</b>	<b>1,694</b>



**Indirect Cost Allocation Plan - Allocated Costs  
Based on the Year Ended December 31, 2009  
Allocated Costs By Department**

Central Service Departments	2980 COMPENS ABSENS	3650 WS B&I	4650 WS PROJECT	5160 DEL TAX	5691 BA CDA	5692 PROB CT/JAIL	5693 JAIL/ADM
BLDG USE CHG	0	0	0	0	0	0	0
1010-2010 FISCAL SVC	70	201	349	4,434	15	23	17
1010-2100 CORP COUNS	0	0	0	0	0	0	0
1010-2230 ADMINISTR	0	0	0	0	0	0	0
1010-2260 HUMAN RESC	0	0	0	0	0	0	0
1010-2530 TREASURER	367	0	0	0	0	0	0
1010-2651 HUDSONVLL	0	0	0	0	0	0	0
1010-2652 HOLLAND HS	0	0	0	0	0	0	0
1010-2653 FULTON	0	0	0	0	0	0	0
1010-2654 GR HAVEN	0	0	0	0	0	0	0
1010-2655 HOLL HTL	0	0	0	0	0	0	0
1010-2656 DC FACIL	0	0	0	0	0	0	0
1010-2658 HEALTH	0	0	0	0	0	0	0
1010-2659 CMH	0	0	0	0	0	0	0
1010-2660 COOPERSVL	0	0	0	0	0	0	0
1010-2661 EMERG SVCS	0	0	0	0	0	0	0
1010-2664 4TH & CLIN	0	0	0	0	0	0	0
1010-2665 JUV SVCS	0	0	0	0	0	0	0
1010-2667 ADM ANNEX	0	0	0	0	0	0	0
1010-2668 FIA BLDG	0	0	0	0	0	0	0
1010-8650 INSURANCE	0	0	0	0	0	0	0
<b>Total Allocated</b>	<b>437</b>	<b>201</b>	<b>349</b>	<b>4,434</b>	<b>15</b>	<b>23</b>	<b>17</b>
Roll Forward	0	0	0	0	0	0	0
<b>Cost With Roll Forward</b>	<b>437</b>	<b>201</b>	<b>349</b>	<b>4,434</b>	<b>15</b>	<b>23</b>	<b>17</b>
Adjustments	0	0	0	0	0	0	0
<b>Proposed Costs</b>	<b>437</b>	<b>201</b>	<b>349</b>	<b>4,434</b>	<b>15</b>	<b>23</b>	<b>17</b>



**Ottawa County, Michigan**  
**Indirect Cost Allocation Plan - Allocated Costs**  
**Based on the Year Ended December 31, 2009**  
**Allocated Costs By Department**

Central Service Departments	5695 G HAV/WOLV	6360 INFO TECH	6450 DUPLICATN	6550 TELECOMM	6641 EQUIP POOL	6770-8690 LIAB	6770-8710 WC
BLDG USE CHG	0	21,330	0	0	0	0	0
1010-2010 FISCAL SVC	10,718	10,690	3,210	4,302	3,906	2,194	2,439
1010-2100 CORP COUNS	0	4,520	13	257	57	213	98
1010-2230 ADMINISTR	0	9,611	36	697	153	574	264
1010-2260 HUMAN RESC	0	11,771	44	852	187	702	323
1010-2530 TREASURER	0	22,233	9,511	7,462	27,402	6,422	0
1010-2651 HUDSONVLL	0	0	0	0	0	0	0
1010-2652 HOLLAND HS	0	0	0	0	0	0	0
1010-2653 FULTON	0	0	0	0	0	0	0
1010-2654 GR HAVEN	0	9,073	0	0	0	0	0
1010-2655 HOLL HTL	0	0	0	0	0	0	0
1010-2656 DC FACIL	0	0	0	0	0	0	0
1010-2658 HEALTH	0	0	0	0	0	0	0
1010-2659 CMH	0	0	0	0	0	0	0
1010-2660 COOPERSVL	0	0	0	0	0	0	0
1010-2661 EMERG SVCS	0	0	0	0	0	0	0
1010-2664 4TH & CLIN	0	0	0	0	0	0	0
1010-2665 JUV SVCS	0	0	0	0	0	0	0
1010-2667 ADM ANNEX	0	50,760	0	0	0	0	0
1010-2668 FIA BLDG	0	0	0	0	0	0	0
1010-8650 INSURANCE	0	0	0	0	0	0	0
<b>Total Allocated</b>	<b>10,718</b>	<b>139,988</b>	<b>12,814</b>	<b>13,570</b>	<b>31,705</b>	<b>10,105</b>	<b>3,124</b>
Roll Forward	0	( 16,348)	3,220	4,486	10,126	3,043	( 3,702)
Cost With Roll Forward	10,718	123,640	16,034	18,056	41,831	13,148	( 578)
Adjustments	0	0	0	0	0	0	0
<b>Proposed Costs</b>	<b>10,718</b>	<b>123,640</b>	<b>16,034</b>	<b>18,056</b>	<b>41,831</b>	<b>13,148</b>	<b>( 578)</b>





**Ottawa County, Michigan**  
**Indirect Cost Allocation Plan - Allocated Costs**  
**Based on the Year Ended December 31, 2009**  
**Allocated Costs By Department**

Central Service Departments	6771-8520 HEALTH	6771-8540 DENTAL	6771-8550 VISION	6772 UNEMPLOYMT	6775 LTD	6780 INSUR AUTH	8010 DRAIN #6
BLDG USE CHG	0	0	0	0	0	0	0
1010-2010 FISCAL SVC	2,969	2,103	1,920	2,861	1,785	10	3,264
1010-2100 CORP COUNS	318	45	45	54	19	0	0
1010-2230 ADMINISTR	859	122	122	147	51	0	0
1010-2260 HUMAN RESC	1,050	149	149	180	62	0	0
1010-2530 TREASURER	12,141	0	0	3,578	2,477	153	0
1010-2651 HUDSONVLL	0	0	0	0	0	0	0
1010-2652 HOLLAND HS	0	0	0	0	0	0	0
1010-2653 FULTON	0	0	0	0	0	0	0
1010-2654 GR HAVEN	0	0	0	0	0	0	0
1010-2655 HOLL HTL	0	0	0	0	0	0	0
1010-2656 DC FACIL	0	0	0	0	0	0	0
1010-2658 HEALTH	0	0	0	0	0	0	0
1010-2659 CMH	0	0	0	0	0	0	0
1010-2660 COOPERSVL	0	0	0	0	0	0	0
1010-2661 EMERG SVCS	0	0	0	0	0	0	0
1010-2664 4TH & CLIN	0	0	0	0	0	0	0
1010-2665 JUV SVCS	0	0	0	0	0	0	0
1010-2667 ADM ANNEX	0	0	0	0	0	0	0
1010-2668 FIA BLDG	0	0	0	0	0	0	0
1010-8650 INSURANCE	0	0	0	0	0	0	0
<b>Total Allocated</b>	<b>17,337</b>	<b>2,419</b>	<b>2,236</b>	<b>6,820</b>	<b>4,394</b>	<b>163</b>	<b>3,264</b>
Roll Forward	5,059	( 243)	( 227)	2,168	910	0	0
Cost With Roll Forward	22,396	2,176	2,009	8,988	5,304	163	3,264
Adjustments	0	0	0	0	0	0	0
<b>Proposed Costs</b>	<b>22,396</b>	<b>2,176</b>	<b>2,009</b>	<b>8,988</b>	<b>5,304</b>	<b>163</b>	<b>3,264</b>



**Ottawa County, Michigan**  
**Indirect Cost Allocation Plan - Allocated Costs**  
**Based on the Year Ended December 31, 2009**  
**Allocated Costs By Department**

Central Service Departments	8200 CHAPT 20	8300 BLISS 20	OTHER	SubTotal	Direct Billed	Unallocated	Total
BLDG USE CHG	0	0	18,886	550,058	0	0	550,058
1010-2010 FISCAL SVC	421	172	1,150	1,284,185	0	0	1,284,185
1010-2100 CORP COUNS	0	0	643	209,853	0	0	209,853
1010-2230 ADMINISTR	0	0	0	450,827	0	0	450,827
1010-2260 HUMAN RESC	0	0	0	572,945	27,567	0	600,512
1010-2530 TREASURER	0	0	1,189	638,115	0	298,828	936,943
1010-2651 HUDSONVLL	0	0	17,605	120,038	49,697	0	169,735
1010-2652 HOLLAND HS	0	0	0	13,068	176,645	0	189,713
1010-2653 FULTON	0	0	0	7,509	59,341	0	66,850
1010-2654 GR HAVEN	0	0	0	713,022	0	0	713,022
1010-2655 HOLL HTL	0	0	0	11,171	198,268	0	209,439
1010-2656 DC FACIL	0	0	41,017	230,971	0	0	230,971
1010-2658 HEALTH	0	0	0	6,828	62,908	0	69,736
1010-2659 CMH	0	0	0	13,744	176,774	0	190,518
1010-2660 COOPERSVL	0	0	38,004	38,004	0	0	38,004
1010-2661 EMERG SVCS	0	0	0	2,176	0	0	2,176
1010-2664 4TH & CLIN	0	0	29,065	29,065	0	0	29,065
1010-2665 JUV SVCS	0	0	0	63,767	857,013	0	920,780
1010-2667 ADM ANNEX	0	0	13,114	542,207	45,804	0	588,011
1010-2668 FIA BLDG	0	0	0	56,796	236,386	0	293,182
1010-8650 INSURANCE	0	0	0	102,211	0	0	102,211
<b>Total Allocated</b>	<b>421</b>	<b>172</b>	<b>160,673</b>	<b>5,656,560</b>	<b>1,890,403</b>	<b>298,828</b>	<b>7,845,791</b>
Roll Forward	0	0	0	301,658	0	0	301,658
<b>Cost With Roll Forward</b>	<b>421</b>	<b>172</b>	<b>160,673</b>	<b>5,958,218</b>	<b>1,890,403</b>	<b>298,828</b>	<b>8,147,449</b>
Adjustments	0	0	0	0	0	0	0
<b>Proposed Costs</b>	<b>421</b>	<b>172</b>	<b>160,673</b>	<b>5,958,218</b>	<b>1,890,403</b>	<b>298,828</b>	<b>8,147,449</b>

**Ottawa County, Michigan  
 Indirect Cost Allocation Plan - Allocated Costs  
 Based on the Year Ended December 31, 2009  
 Fixed Costs Proposed**

* Group Receiving Departments	Final Costs Fiscal 2009	Fixed Costs Fiscal 2009	Roll Forward Differences	Actual Costs w/ Roll Fwd	Adjustments	Proposed Costs Future Period
1010-1010 BOC	32,691	0	0	32,691	0	32,691
1010-1290 TAX ALLOC	122	0	0	122	0	122
1010-1310 CIR CT	373,288	186,291	186,997	560,285	0	560,285
1010-1360 DIST CT	793,969	738,007	55,962	849,931	0	849,931
1010-1380 CIR STRAT	273	0	0	273	0	273
1010-1480 PROB CT	24,543	28,074	( 3,531)	21,012	0	21,012
1010-1490 JUV CT	21,909	23,640	( 1,731)	20,178	0	20,178
1010-1492 JUV INCENT	149	0	0	149	0	149
1010-1520 ADULT PROB	64,546	37,915	26,631	91,177	0	91,177
1010-1660 FAM COUNSL	4,201	6,316	( 2,115)	2,086	0	2,086
1010-1670 JURY COMM	75	0	0	75	0	75
1010-1910 ELECTIONS	5,446	0	0	5,446	0	5,446
1010-2150 CLERK	289,934	0	0	289,934	0	289,934
1010-2250 EQUALIZATN	81,422	0	0	81,422	0	81,422
1010-2290 PROS ATTY	218,584	172,885	45,699	264,283	0	264,283
1010-2360 REG DEEDS	370,954	0	0	370,954	0	370,954
1010-2450 SURV REMON	5,492	4,006	1,486	6,978	0	6,978
1010-2470 PLAT BOARD	418	0	0	418	0	418
1010-2570 COOP EXT	79,875	0	0	79,875	0	79,875
1010-2590 GIS	18,055	0	0	18,055	0	18,055
1010-2610 BLDG AUTH	33	0	0	33	0	33
1010-2750 DRAIN COMM	43,702	0	0	43,702	0	43,702
1010-2800 SOIL/WATER	172	0	0	172	0	172
1010-3020 SHERIFF	449,125	0	0	449,125	0	449,125
1010-3100 WEMET	11,156	0	0	11,156	0	11,156
1010-3113 COPS HOLLN	3,762	0	0	3,762	0	3,762
1010-3119 COOPERSVIL	10,358	11,421	( 1,063)	9,295	0	9,295
1010-3120 HUDSONVILL	11,743	0	0	11,743	0	11,743
1010-3160 SCAT	183	0	0	183	0	183
1010-3170 BLENDON/H	3,618	0	0	3,618	0	3,618
1010-3200 SHER TRAING	514	0	0	514	0	514
1010-3250 CENT DISP	1,383	0	0	1,383	0	1,383
1010-3310 MARINE	5,914	5,335	579	6,493	0	6,493
1010-3510 JAIL	197,088	0	0	197,088	0	197,088



**Ottawa County, Michigan**  
**Indirect Cost Allocation Plan - Allocated Costs**  
**Based on the Year Ended December 31, 2009**  
**Fixed Costs Proposed**

* Group Receiving Departments	Final Costs Fiscal 2009	Fixed Costs Fiscal 2009	Roll Forward Differences	Actual Costs w/ Roll Fwd	Adjustments	Proposed Costs Future Period
1010-4260 EMERG SVCS	42,922	54,154	( 11,232)	31,690	0	31,690
1010-4262 SOLUTION	2,396	0	0	2,396	0	2,396
1010-4263 HAZ-MAT	4,042	0	0	4,042	0	4,042
1010-4265 HOMELAND	30	0	0	30	0	30
1010-4300 ANIMAL	7,540	0	0	7,540	0	7,540
1010-4450 DRAIN ASSMT	132	0	0	132	0	132
1010-6039 JAIL HEALTH	4,091	0	0	4,091	0	4,091
1010-6300 SUB ABUSE	2,903	0	0	2,903	0	2,903
1010-6480 MED EXAMR	4,854	0	0	4,854	0	4,854
1010-6810 VET BURIAL	656	0	0	656	0	656
1010-7211 PLAN/GRANT	67,730	0	0	67,730	0	67,730
2010 ROAD COMM	10,599	0	0	10,599	0	10,599
2081-7510 PARKS	121,711	0	0	121,711	0	121,711
2160 FOC	207,408	159,246	48,162	255,570	0	255,570
2170 JUDICIAL GRANTS	19,878	0	0	19,878	0	19,878
2210-ALL HEALTH	251,921	303,361	( 51,440)	200,481	0	200,481
2210-ALL HTL-BLDG OPER	18,667	17,733	934	19,601	0	19,601
2220-649 MH	494,662	471,590	( 36,928)	397,734	0	397,734
2220-ALL MH BLDG OPER	35,254	28,837	6,417	41,671	0	41,671
2271 LANDFILL	1,805	0	0	1,805	0	1,805
2272 LF TIPPING	21,826	12,203	9,623	31,449	0	31,449
2320 TRANSPORT	714	0	0	714	0	714
2420 PLANG COMM	2,916	0	0	2,916	0	2,916
2444 INFRASTRUCTR	1,119	0	0	1,119	0	1,119
2450 PUBLIC IMP	5,671	0	0	5,671	0	5,671
2550 HOMESTEAD	367	0	0	367	0	367
2560 ROD AUTOMT	96,514	0	0	96,514	0	96,514
2601 PROS ATT GRANT	9,797	0	0	9,797	0	9,797
2602 WEMET	29,306	0	0	29,306	0	29,306
2609 COPS FAST	11,926	0	0	11,926	0	11,926
2610 COMM POLICE	113,395	0	0	113,395	0	113,395
2661 ROAD PATROL	11,287	7,819	3,468	14,755	0	14,755
2690 LAW LIBRARY	8,974	0	0	8,974	0	8,974
2740 WIA.ADM	18,171	0	0	18,171	0	18,171



**Ottawa County, Michigan  
Indirect Cost Allocation Plan - Allocated Costs  
Based on the Year Ended December 31, 2009  
Fixed Costs Proposed**

* Group	Final Costs Fiscal 2009	Fixed Costs Fiscal 2009	Roll Forward Differences	Actual Costs w/ Roll Fwd	Adjustments	Proposed Costs Future Period
Receiving Departments						
2741 WIA ADM*	9,199	0	0	9,199	0	9,199
2741 WIA PROG*	19,262	0	0	19,262	0	19,262
2741-7430 WIA PROG	56	0	0	56	0	56
2742-7433 WIA PROG	18,627	0	0	18,627	0	18,627
2743 WIA ADM*	20,354	0	0	20,354	0	20,354
2743 WIA PROG*	30,789	0	0	30,789	0	30,789
2744 WIA ADM*	5,660	0	0	5,660	0	5,660
2744 WIA PROG*	6,289	0	0	6,289	0	6,289
2748 WIA ADM*	11,908	0	0	11,908	0	11,908
2748 WIA PROG*	27,848	0	0	27,848	0	27,848
2750 GRANT PASSTHRU	7,092	0	0	7,092	0	7,092
2800 WIA ADM	3,822	4,595	( 773)	3,049	0	3,049
2800-7480 WIA PROG	1,845	0	0	1,845	0	1,845
2800-7482 WIA PROG	1,630	0	0	1,630	0	1,630
2810 FED EMG MGMT	1,010	0	0	1,010	0	1,010
2850 COMM CORRECTNS	107,283	95,702	11,581	118,864	0	118,864
2870 COM ACTN ADM*	13,304	0	0	13,304	0	13,304
2870 COM ACTN PROG*	31,371	0	0	31,371	0	31,371
2890 WEATHRZ ADM*	9,988	0	0	9,988	0	9,988
2890 WEATHRZ PROG*	11,900	0	0	11,900	0	11,900
2900 DEPT HUMAN SVC	10,566	0	0	10,566	0	10,566
2900 DHS BLDG OPERN	15,135	0	0	15,135	0	15,135
2920 6620 DETENTION	80,579	78,437	2,142	82,721	0	82,721
2920 6621 PLACEMENT	1,931	5,269	( 3,338)	( 1,407)	0	( 1,407)
2920 6622 INTEN SUP	7,188	6,895	293	7,481	0	7,481
2920 6623 TREATMENT	21,174	22,906	( 1,732)	19,442	0	19,442
2920 6624 COMM INTR	40,530	33,455	7,075	47,605	0	47,605
2920 CC BLDG OPERTN	15,199	0	0	15,199	0	15,199
2921 CC SOC SVCS	591	0	0	591	0	591
2930 SOLDIER/SAILOR	1,456	0	0	1,456	0	1,456
2940 VETS TRUST	1,694	0	0	1,694	0	1,694
2980 COMPENS ABSENS	437	0	0	437	0	437
3650 WS B&I	201	0	0	201	0	201
4650 WS PROJECT	349	0	0	349	0	349

All Monetary Values Are \$ Dollars  
MAXCars © 2010 MAXIMUS, INC.  
Report Output Prepared By Agency



**Ottawa County, Michigan**  
**Indirect Cost Allocation Plan - Allocated Costs**  
**Based on the Year Ended December 31, 2009**  
**Fixed Costs Proposed**

* Group Receiving Departments	Final Costs Fiscal 2009	Fixed Costs Fiscal 2009	Roll Forward Differences	Actual Costs w/ Roll Fwd	Adjustments	Proposed Costs Future Period
5160 DEL TAX	4,434	0	0	4,434	0	4,434
5691 BA CDA	15	0	0	15	0	15
5692 PROB CT/JAIL	23	0	0	23	0	23
5693 JAIL/ADM	17	0	0	17	0	17
5695 G HAV/W OLIV	10,718	0	0	10,718	0	10,718
6360 INFO TECH	139,988	156,336	( 16,348)	123,640	0	123,640
6450 DUPLICATN	12,814	9,594	3,220	16,034	0	16,034
6550 TELECOMM	13,570	9,084	4,486	18,056	0	18,056
6641 EQUIP POOL	31,705	21,579	10,126	41,831	0	41,831
6770-8690 LIAB	10,105	7,062	3,043	13,148	0	13,148
6770-8710 WC	3,124	6,826	( 3,702)	( 578)	0	( 578)
6771-8520 HEALTH	17,337	12,278	5,059	22,396	0	22,396
6771-8540 DENTAL	2,419	2,662	( 243)	2,176	0	2,176
6771-8550 VISION	2,236	2,463	( 227)	2,009	0	2,009
6772 UNEMPLOYMT	6,820	4,652	2,168	8,988	0	8,988
6775 LTD	4,394	3,484	910	5,304	0	5,304
6780 INSUR AUTH	163	0	0	163	0	163
8010 DRAIN #6	3,264	0	0	3,264	0	3,264
8200 CHAPT 20	421	0	0	421	0	421
8300 BLISS 20	172	0	0	172	0	172
OTHER	160,673	0	0	160,673	0	160,673
SubTotal	5,656,560	2,752,112	301,658	5,958,218	0	5,958,218
Direct Billed	1,890,403					1,890,403
Unallocated	298,828					298,828
Total	7,845,791					8,147,449



**Ottawa County, Michigan  
Indirect Cost Allocation Plan - Allocated Costs  
Based on the Year Ended December 31, 2009  
Summary Of Allocated Costs**

Department	Total Expenditures	Cost Adjustments	Total Allocated
BLDG USE CHG	875,717	( 246,124)	
1010-2010 FISCAL SVC	1,277,387	( 5,101)	
1010-2100 CORP COUNS	212,297	( 10,649)	
1010-2230 ADMINISTR	427,489	0	
1010-2260 HUMAN RESC	553,385	27,567	
1010-2530 TREASURER	867,806	( 23,814)	
1010-2651 HUDSONVLL	170,010	( 5,144)	
1010-2652 HOLLAND HS	184,246	0	
1010-2653 FULTON	63,005	0	
1010-2654 GR HAVEN	703,837	0	
1010-2655 HOLL HTL	203,597	0	
1010-2656 DC FACIL	224,700	0	
1010-2658 HEALTH	65,869	0	
1010-2659 CMH	184,892	0	
1010-2660 COOPERSVL	34,828	0	
1010-2661 EMERG SVCS	1,881	0	
1010-2664 4TH & CLIN	26,262	0	
1010-2665 JUV SVCS	908,282	0	
1010-2667 ADM ANNEX	700,329	( 3,085)	
1010-2668 FIA BLDG	286,264	0	
1010-8650 INSURANCE	140,058	0	
1010-1010 BOC			32,691
1010-1290 TAX ALLOC			122
1010-1310 CIR CT			373,288
1010-1360 DIST CT			793,969
1010-1380 CIR STRAT			273
1010-1480 PROB CT			24,543
1010-1490 JUV CT			21,909
1010-1492 JUV INCENT			149
1010-1520 ADULT PROB			64,546
1010-1660 FAM COUNSL			4,201
1010-1670 JURY COMM			75
1010-1910 ELECTIONS			5,446
1010-2150 CLERK			289,934
1010-2250 EQUALIZATN			81,422
1010-2290 PROSATTY			218,584

Summary Of Allocated Costs

Department	Total Expenditures	Cost Adjustments	Total Allocated
1010-2360 REG DEEDS			370,954
1010-2450 SURV REMON			5,492
1010-2470 PLAT BOARD			418
1010-2570 COOP EXT			79,875
1010-2590 GIS			18,055
1010-2610 BLDG AUTH			33
1010-2750 DRAIN COMM			43,702
1010-2800 SOIL/WATER			172
1010-3020 SHERIFF			449,125
1010-3100 WEMET			11,156
1010-3113 COPS HOLLN			3,762
1010-3119 COOPERSVIL			10,358
1010-3120 HUDSONVILL			11,743
1010-3160 SCAT			183
1010-3170 BLENDON/H			3,618
1010-3200 SHER TRAIING			514
1010-3250 CENT DISP			1,383
1010-3310 MARINE			5,914
1010-3510 JAIL			197,088
1010-4260 EMERG SVCS			42,922
1010-4262 SOLUTION			2,396
1010-4263 HAZ-MAT			4,042
1010-4265 HOMELAND			30
1010-4300 ANIMAL			7,540
1010-4450 DRAIN ASSMT			132
1010-6039 JAIL HEALTH			4,091
1010-6300 SUB ABUSE			2,903
1010-6480 MED EXAMIR			4,854
1010-6810 VET BURIAL			656
1010-7211 PLAN/GRANT			67,730
2010 ROAD COMM			10,599
2081-7510 PARKS			121,711
2160 FOC			207,408
2170 JUDICIAL GRANTS			19,878
2210-ALL HEALTH			251,921
2210-ALL HTL-BLDG OPER			18,867





**Ottawa County, Michigan**  
**Indirect Cost Allocation Plan - Allocated Costs**  
**Based on the Year Ended December 31, 2009**  
**Summary Of Allocated Costs**

Ottawa Actual  
 2009  
 Detail

Department	Total Expenditures	Cost Adjustments	Total Allocated
2220-648 MH			434,662
2220-ALL MH BLDG OPER			35,254
2271 LANDFILL			1,805
2272 LF TIPPING			21,826
2320 TRANSPORTN			714
2420 PLANG COMM			2,916
2444 INFRASTRUCTR			1,119
2450 PUBLIC IMP			5,671
2550 HOMESTEAD			367
2560 ROD AUTOMT			96,514
2601 PROS ATT GRANT			9,797
2602 WEMET			29,306
2609 COPS FAST			11,926
2610 COMM POLICE			113,395
2661 ROAD PATROL			11,287
2690 LAW LIBRARY			8,974
2740 WIA ADM			18,171
2741-7430 WIA PROG			56
2741-7431 WIA ADM			9,199
2741-7460 WIA PROG			0
2741-7463 WIA PROG			9,095
2741-7464 WIA PROG			10,167
2742-7433 WIA PROG			18,627
2743-7430 WIA PROG			48
2743-7431 WIA ADM			20,354
2743-7433 WIA PROG			20,040
2743-7455 WIA PROG			1,293
2743-7460 WIA PROG			7,691
2743-7469 WIA PROG			0
2743-7475 WIA PROG			664
2743-7489 WIA PROG			342
2743-7491 WIA PROG			711
2744-7296 WIA PROG			151
2744-7431 WIA ADM			5,660
2744-7433 WIA PROG			0
2744-7441 WIA PROG			1,851

**Ottawa County, Michigan**  
**Indirect Cost Allocation Plan - Allocated Costs**  
**Based on the Year Ended December 31, 2009**  
**Summary Of Allocated Costs**

Department	Total Expenditures	Cost Adjustments	Total Allocated
2744-7479 WIA PROG			3,598
2744-7484 WIA PROG			486
2744-7486 WIA PROG			203
2748-5880 WIA PROG			620
2748-7430 WIA PROG			783
2748-7431 WIA ADM			11,908
2748-7433 WIA PROG			4,654
2748-7438 WIA PROG			11,460
2748-7439 WIA PROG			1,873
2748-7445 WIA PROG			2,134
2748-7469 WIA ADM			0
2748-7484 WIA PROG			5,539
2749-7486 WIA PROG			785
2750 GRANT PASSTHRU			7,092
2800 WIA ADM			3,822
2800-7480 WIA PROG			1,845
2800-7482 WIA PROG			1,630
2810 FED EMG MGMT			1,010
2850 COMM CORRECTNS			107,283
2870-7293 COMM ACTN			10,662
2870-7294 COMM ACTN			516
2870-7295 COMM ACTN			468
2870-7270 COMM ACTN			84
2870-7471 ADMIN			13,304
2870-7472 COMM ACTN			11,712
2870-7473 COMM ACTN			475
2870-7476 COMM ACTN			0
2870-7483 COMM ACTN			1,093
2870-7485 COMM ACTN			2,220
2870-7487 COMM ACTN			847
2870-7488 COMM ACTN			2,697
2870-9990 COMM ACTN			597
2890-7291 WEATH ADM			9,096
2890-7292 WEATHERIZ			4,407
2890-7293 WEATHERIZ			168
2890-7494 WEATHERIZ			1,287



**Ottawa County, Michigan**  
**Indirect Cost Allocation Plan - Allocated Costs**  
**Based on the Year Ended December 31, 2009**  
**Summary Of Allocated Costs**

Department	Total Expenditures	Cost Adjustments	Total Allocated
2890-7295 WEATH ADM			892
2890-7296 WEATHERIZ			1,363
2890-7297 WEATHERIZ			1,391
2890-7298 WEATHERIZ			1,837
2890-7299 WEATHERIZ			436
2890-9990 WEATHERIZ			1,011
2900 DEPT HUMAN SVC			10,566
2900 DHS BLDG OPERN			15,135
2920 6620 DETENTION			80,579
2920 6621 PLACEMENT			1,931
2920 6622 INTEN SUP			7,188
2920 6623 TREATMENT			21,174
2920 6624 COMM INTR			40,530
2920 CC BLDG OPERTN			15,199
2921 CC SOC SVCS			581
2930 SOLDIER/SAILOR			1,456
2940 VETS TRUST			1,694
2980 COMPENS ABSENS			437
3650 WS B&I			201
4650 WS PROJECT			349
5160 DEL TAX			4,434
5691 BA CDA			15
5692 PROB CT/JAIL			23
5693 JAIL/ADM			17
5695 G HAV/W OLIV			10,718
6360 INFO TECH			139,988
6450 DUPLICATN			12,814
6550 TELECOMM			13,570
6641 EQUIP POOL			31,705
6770-8690 LIAB			10,105
6770-8710 WC			3,124
6771-8520 HEALTH			17,337
6771-8540 DENTAL			2,419
6771-8550 VISION			2,236
6772 UNEMPLOYMT			6,820
6775 LTD			4,394



**Ottawa County, Michigan**  
**Indirect Cost Allocation Plan - Allocated Costs**  
**Based on the Year Ended December 31, 2009**  
**Summary Of Allocated Costs**

Department	Total Expenditures	Cost Adjustments	Total Allocated	Deviation
6780 INSUR AUTH			163	
8010 DRAIN #6			3,264	
8200 CHAPT 20			421	
8300 BLISS 20			172	
OTHER			160,673	
Direct Billed Total			1,890,403	
Unallocated Total	8,112,141	( 266,350)	298,828	
<b>Totals</b>			<b>7,845,791</b>	<b>0</b>



**Ottawa County, Michigan**  
**Indirect Cost Allocation Plan - Allocated Costs**  
**Based on the Year Ended December 31, 2009**  
**Detail Of Allocated Costs**

Department	BLDG USE CHG	1010-2010 FISCAL SVC	1010-2100 CORP	1010-2230 ADMINISTR	1010-2260 HUMAN	1010-2530 TREASURER	1010-2651 HUDSONVLL
	1.5	2.5	3.5	4.5	5.5	6.5	7.5
	( 629,593)	0	0	0	0	0	0
1010-2010 FISCAL SVC	20,442	( 1,379,726)	3,723	6,722	8,459	3,329	0
1010-2100 CORP COUNS	4,031	2,722	( 221,818)	743	920	497	0
1010-2230 ADMINISTR	11,120	5,577	628	( 478,585)	3,397	573	0
1010-2260 HUMAN RESC	11,069	9,388	972	2,339	( 636,885)	940	0
1010-2530 TREASURER	17,753	25,747	1,777	4,805	6,989	( 951,332)	0
1010-2651 HUDSONVLL	0	3,397	128	346	450	548	( 169,735)
1010-2652 HOLLAND HS	0	3,539	183	493	636	616	0
1010-2653 FULTON	0	2,838	75	203	261	468	0
1010-2654 GR HAVEN	0	4,568	1,258	3,402	4,264	734	0
1010-2655 HOLL HTL	0	3,836	186	503	648	669	0
1010-2656 DC FACIL	0	3,806	262	706	903	594	0
1010-2658 HEALTH	0	2,882	72	194	251	468	0
1010-2659 CMH	0	3,597	195	529	688	617	0
1010-2660 COOPERSVL	0	2,262	66	178	223	447	0
1010-2661 EMERG SVCS	0	267	0	0	0	28	0
1010-2664 4TH & CLIN	0	2,000	54	147	180	422	0
1010-2665 JUV SVCS	0	5,069	924	2,497	3,136	872	0
1010-2667 ADM ANNEX	15,120	7,774	1,168	3,158	3,956	1,175	0
1010-2668 FIA BLDG	0	4,159	294	793	1,012	660	0
1010-8650 INSURANCE	0	2,113	0	0	0	732	0
1010-1010 BOC	0	4,152	2,069	5,594	6,834	566	0
1010-1290 TAX ALLOC	0	99	0	0	0	23	0
1010-1310 CIR CT	87,154	17,062	2,774	7,501	9,194	4,148	0
1010-1360 DIST CT	103,455	172,071	10,189	27,547	35,429	69,341	99,178
1010-1380 CIR STRAT	0	245	0	0	0	28	0
1010-1480 PROB CT	0	9,778	1,236	3,051	4,786	2,823	0
1010-1490 JUV CT	0	9,404	1,236	3,051	3,817	1,978	0
1010-1492 JUV INCENT	0	118	0	0	0	31	0
1010-1520 ADULT PROB	9,806	1,645	0	0	0	232	0
1010-1660 FAM COUNSL	0	2,981	0	0	0	1,220	0
1010-1670 JURY COMM	0	61	0	0	0	14	0
1010-1910 ELECTIONS	0	1,936	376	1,017	1,726	391	0
1010-2150 CLERK	31,024	65,831	4,138	11,188	15,686	26,523	0
1010-2250 EQUALIZATN	12,083	4,360	2,539	6,865	8,670	596	0



**Ottawa County, Michigan  
Indirect Cost Allocation Plan - Allocated Costs  
Based on the Year Ended December 31, 2009  
Detail Of Allocated Costs**

Department	BLDG USE CHG	1010-2010 FISCAL SVC	1010-2100 CORP	1010-2230 ADMINISTR	1010-2260 HUMAN	1010-2530 TREASURER	1010-2651 HUDSONVILL
	1.5	2.5	3.5	4.5	5.5	6.5	7.5
1010-2290 PROS ATTY	44,374	14,496	5,526	13,781	17,632	2,621	0
1010-2360 REG DEEDS	15,886	180,133	2,176	5,594	7,042	78,270	0
1010-2450 SURV REMON	0	3,602	104	280	343	489	0
1010-2470 PLAT BOARD	0	340	0	0	0	78	0
1010-2570 COOP EXT	17,362	7,574	1,030	2,201	2,779	847	0
1010-2590 GIS	0	3,938	941	2,542	3,591	917	0
1010-2610 BLDG AUTH	0	27	0	0	0	6	0
1010-2750 DRAIN COMM	9,825	4,083	1,317	3,560	4,520	726	0
1010-2800 SOIL/WATER	0	168	0	0	0	4	0
1010-3020 SHERIFF	88,756	33,911	13,452	36,080	50,364	7,874	0
1010-3100 WEMET	0	2,612	1,129	3,051	3,907	457	0
1010-3113 COPS HOLLN	0	1,987	188	508	651	428	0
1010-3119 COOPERSVIL	0	3,062	941	2,542	3,256	557	0
1010-3120 HUDSONVILL	0	3,137	1,129	3,051	3,877	549	0
1010-3160 SCAT	0	149	0	0	0	34	0
1010-3170 BLENDON/H	0	1,859	188	508	651	412	0
1010-3200 SHER TRAINING	0	444	0	0	0	70	0
1010-3250 CENT DISP	0	962	0	0	0	421	0
1010-3310 MARINE	0	4,166	141	382	496	729	0
1010-3510 JAIL	7,732	20,599	14,483	39,157	52,431	1,688	0
1010-4260 EMERG SVCS	8,913	3,577	610	1,068	1,337	707	0
1010-4262 SOLUTION	0	1,938	0	0	0	458	0
1010-4263 HAZ-MAT	0	2,894	75	203	261	609	0
1010-4265 HOMELAND	0	0	0	0	30	0	0
1010-4300 ANIMAL	0	3,014	564	1,525	1,952	485	0
1010-4450 DRAIN ASSMT	0	107	0	0	0	25	0
1010-6039 JAIL HEALTH	0	3,245	0	0	0	846	0
1010-6300 SUB ABUSE	0	2,833	0	0	0	70	0
1010-6480 MED EXAMR	0	3,871	0	0	6	977	0
1010-6810 VET BURIAL	0	533	0	0	0	123	0
1010-7211 PLAN/GRANT	11,474	6,461	3,130	3,534	6,344	0	0
2010 ROAD COMM	0	354	0	0	0	10,245	0
2081-7510 PARKS	12,188	25,058	3,250	7,628	16,706	26,851	0
2160 FOC	22,679	14,525	6,902	18,373	26,759	23,578	0
2170 JUDICIAL GRANTS	0	7,019	1,129	3,051	3,847	4,832	0

**Ottawa County, Michigan**  
**Indirect Cost Allocation Plan - Allocated Costs**  
**Based on the Year Ended December 31, 2009**  
**Detail Of Allocated Costs**

Department	BLDG USE CHG	1010-2010	FISCAL SVC	1010-2100	CORP	1010-2230	ADMINISTR	1010-2260	HUMAN	1010-2530	TREASURER	1010-2651	HUDSONVLL
	1.5	2.5	3.5	4.5	5.5	6.5	7.5						
2210-ALL HEALTH	0	91,989	20,164	46,977	59,243	33,548	0						0
2210-ALL HTL-BLDG OPER	0	0	0	0	0	0	0						2,322
2220-649 MH	0	164,632	54,280	96,905	94,716	24,129	0						0
2220-ALL MH BLDG OPER	0	0	0	0	0	0	0						933
2271 LANDFILL	0	1,193	0	0	0	612	0						0
2272 LF TIPPING	0	5,244	887	2,400	3,013	10,183	0						0
2320 TRANSPORTN	0	347	0	0	0	367	0						0
2420 PLANG COMM	0	531	0	0	0	2,385	0						0
2444 INFRASTRUCTR	0	79	0	0	0	1,040	0						0
2450 PUBLIC IMP	0	1,604	0	0	0	4,067	0						0
2550 HOMESTEAD	0	0	0	0	0	367	0						0
2560 ROD AUTOMT	0	81,652	0	0	0	14,862	0						0
2601 PROS ATT GRANT	0	2,268	564	1,525	1,923	3,517	0						0
2602 WEMET	18,071	3,308	0	0	0	9,205	0						0
2609 COPS FAST	0	5,700	295	508	621	4,802	0						0
2610 COMM POLICE	0	42,825	8,087	21,866	28,507	12,110	0						0
2661 ROAD PATROL	0	2,995	564	1,525	1,952	4,251	0						0
2690 LAW LIBRARY	0	846	0	0	0	1,315	0						0
2740 WIA ADM	0	4,431	1,027	1,907	2,413	8,074	0						0
2741-7430 WIA PROG	0	56	0	0	0	0	0						0
2741-7431 WIA ADM	0	913	324	5	6	7,951	0						0
2741-7460 WIA PROG	0	0	0	0	0	0	0						0
2741-7463 WIA PROG	0	7,328	796	412	516	0	0						0
2741-7464 WIA PROG	0	7,144	879	926	1,130	0	0						0
2742-7433 WIA PROG	0	8,998	1,182	585	728	7,065	0						0
2743-7430 WIA PROG	0	48	0	0	0	0	0						0
2743-7431 WIA ADM	0	7,156	1,996	178	221	10,795	0						0
2743-7433 WIA PROG	0	12,999	3,465	1,541	1,927	0	0						0
2743-7455 WIA PROG	0	1,078	215	0	0	0	0						0
2743-7460 WIA PROG	0	6,554	433	300	366	0	0						0
2743-7469 WIA PROG	0	0	0	0	0	0	0						0
2743-7475 WIA PROG	0	558	15	41	50	0	0						0
2743-7489 WIA PROG	0	235	107	0	0	0	0						0
2743-7491 WIA PROG	0	496	215	0	0	0	0						0
2744-7296 WIA PROG	0	151	0	0	0	0	0						0



**Ottawa County, Michigan**  
**Indirect Cost Allocation Plan - Allocated Costs**  
**Based on the Year Ended December 31, 2009**  
**Detail Of Allocated Costs**

Department	BLDG USE CHG	1010-2010	FISCAL SVC	1010-2100	CORP	1010-2230	ADMINISTR	1010-2260	HUMAN	1010-2530	TREASURER	1010-2651	HUDSON/VLL
	1.5	2.5	3.5	4.5	5.5	6.5	7.5						
2744-7431 WIA ADM	0	3	0	0	0	0	0	0	0	0	5,657	0	0
2744-7433 WIA PROG	0	0	0	0	0	0	0	0	0	0	0	0	0
2744-7441 WIA PROG	0	1,838	2	5	6	0	0	0	0	0	0	0	0
2744-7479 WIA PROG	0	3,387	28	77	100	0	0	0	0	0	0	0	0
2744-7484 WIA PROG	0	473	2	5	6	0	0	0	0	0	0	0	0
2744-7486 WIA PROG	0	190	2	5	6	0	0	0	0	0	0	0	0
2748-5880 WIA PROG	0	620	0	0	0	0	0	0	0	0	0	0	0
2748-7430 WIA PROG	0	783	0	0	0	0	0	0	0	0	0	0	0
2748-7431 WIA ADM	0	522	0	0	0	0	0	0	0	0	11,376	0	0
2748-7433 WIA PROG	0	4,042	364	111	137	0	0	0	0	0	0	0	0
2748-7438 WIA PROG	0	8,545	768	915	1,133	0	0	0	0	0	0	0	0
2748-7439 WIA PROG	0	1,473	54	147	180	0	0	0	0	0	0	0	0
2748-7445 WIA PROG	0	1,587	354	87	106	0	0	0	0	0	0	0	0
2748-7468 WIA ADM	0	0	0	0	0	0	0	0	0	0	0	0	0
2748-7484 WIA PROG	0	2,495	400	1,083	1,396	0	0	0	0	0	0	0	0
2749-7486 WIA PROG	0	357	0	0	0	0	0	0	0	0	428	0	0
2750 GRANT PASSTHRU	0	2,473	188	508	651	0	0	0	0	0	3,272	0	0
2800 WIA ADM	0	0	0	0	0	0	0	0	0	0	3,822	0	0
2800-7480 WIA PROG	0	1,425	59	158	192	0	0	0	0	0	0	0	0
2800-7482 WIA PROG	0	1,390	32	87	112	0	0	0	0	0	0	0	0
2810 FED EMG MGMT	0	490	0	0	0	0	0	0	0	0	520	0	0
2850 COMM CORRECTNS	9,060	9,128	2,127	4,592	7,231	0	0	0	0	0	33,891	0	0
2870-7293 COMM ACTN	0	3,996	5,172	651	843	0	0	0	0	0	0	0	0
2870-7294 COMM ACTN	0	516	0	0	0	0	0	0	0	0	0	0	0
2870-7295 COMM ACTN	0	296	25	66	81	0	0	0	0	0	0	0	0
2870-7270 COMM ACTN	0	84	0	0	0	0	0	0	0	0	0	0	0
2870-7471 ADMIN	0	2,848	183	493	603	0	0	0	0	0	9,113	0	0
2870-7472 COMM ACTN	0	5,436	845	2,284	2,856	0	0	0	0	0	0	0	0
2870-7473 COMM ACTN	0	475	0	0	0	0	0	0	0	0	0	0	0
2870-7476 COMM ACTN	0	0	0	0	0	0	0	0	0	0	0	0	0
2870-7483 COMM ACTN	0	1,014	12	30	37	0	0	0	0	0	0	0	0
2870-7485 COMM ACTN	0	1,505	98	264	353	0	0	0	0	0	0	0	0
2870-7487 COMM ACTN	0	616	32	87	112	0	0	0	0	0	0	0	0
2870-7488 COMM ACTN	0	1,946	107	290	354	0	0	0	0	0	0	0	0
2870-9990 COMM ACTN	0	45	79	213	260	0	0	0	0	0	0	0	0





**Ottawa County, Michigan**  
**Indirect Cost Allocation Plan - Allocated Costs**  
**Based on the Year Ended December 31, 2009**  
**Detail Of Allocated Costs**

Department	BLDG USE CHG	1010-2010 FISCAL SVC	1010-2100 CORP	1010-2230 ADMINISTR	1010-2260 HUMAN	1010-2530 TREASURER	1010-2651 HUDSONVLL
	1.5	2.5	3.5	4.5	5.5	6.5	7.5
2890-7281 WEATH ADM	0	1,790	54	147	183	6,911	0
2890-7292 WEATHERIZ	0	3,220	161	437	535	0	0
2890-7293 WEATHERIZ	0	168	0	0	0	0	0
2890-7494 WEATHERIZ	0	1,205	10	26	46	0	0
2890-7295 WEATH ADM	0	854	5	15	18	0	0
2890-7296 WEATHERIZ	0	1,231	19	51	62	0	0
2890-7297 WEATHERIZ	0	1,364	0	0	0	0	0
2890-7298 WEATHERIZ	0	1,596	0	0	125	0	0
2890-7299 WEATHERIZ	0	436	0	0	0	0	0
2890-9990 WEATHERIZ	0	76	133	361	441	0	0
2900 DEPT HUMAN SVC	0	3,318	0	0	0	7,248	0
2900 DHS BLDG OPERN	0	0	0	0	0	0	0
2920 6620 DETENTION	0	11,121	6,220	15,078	23,939	24,221	0
2920 6621 PLACEMENT	0	1,931	0	0	0	0	0
2920 6622 INTEN SUP	0	2,742	620	1,678	2,148	0	0
2920 6623 TREATMENT	0	4,525	2,338	6,321	7,990	0	0
2920 6624 COMM INTR	0	13,046	4,621	9,885	12,978	0	0
2920 CC BLDG OPERTN	0	0	0	0	0	0	0
2921 CC SOC SVCS	0	41	0	0	0	550	0
2930 SOLDIER/SAIOR	0	325	0	0	0	1,131	0
2940 VETS TRUST	0	196	0	0	0	1,498	0
2980 COMPENS ABSENS	0	70	0	0	0	367	0
3650 WS B&I	0	201	0	0	0	0	0
4650 WS PROJECT	0	349	0	0	0	0	0
5160 DEL TAX	0	4,434	0	0	0	0	0
5691 BA CDA	0	15	0	0	0	0	0
5692 PROB CT/JAIL	0	23	0	0	0	0	0
5693 JAIL/ADM	0	17	0	0	0	0	0
5695 G HAV/W OLV	0	10,718	0	0	0	0	0
6360 INFO TECH	21,330	10,690	4,520	9,611	11,771	22,233	0
6450 DUPLICATN	0	3,210	13	36	44	9,511	0
6550 TELECOMM	0	4,302	257	697	852	7,462	0
6641 EQUIP POOL	0	3,906	57	153	187	27,402	0
6770-8690 LIAB	0	2,194	213	574	702	6,422	0
6770-8710 WC	0	2,439	98	264	323	0	0



**Ottawa County, Michigan**  
**Indirect Cost Allocation Plan - Allocated Costs**  
**Based on the Year Ended December 31, 2009**  
**Detail Of Allocated Costs**

Department	1.5	2.5	3.5	4.5	5.5	6.5	7.5
	BLDG USE CHG	1010-2010 FISCAL SVC	1010-2100 CORP	1010-2230 ADMINISTR	1010-2260 HUMAN	1010-2530 TREASURER	1010-2651 HUDSONVLL
6771-8520 HEALTH	0	2,969	318	859	1,050	12,141	0
6771-8540 DENTAL	0	2,103	45	122	149	0	0
6771-8550 VISION	0	1,920	45	122	149	0	0
6772 UNEMPLOYMT	0	2,861	54	147	180	3,578	0
6775 LTD	0	1,785	19	51	62	2,477	0
6780 INSUR AUTH	0	10	0	0	0	153	0
8010 DRAIN #6	0	3,264	0	0	0	0	0
8200 CHAPT 20	0	421	0	0	0	0	0
8300 BLISS 20	0	172	0	0	0	0	0
OTHER	18,886	1,150	643	0	0	1,189	17,605
Direct Billings	0	0	0	0	0	0	49,697
Unallocated	0	0	0	0	27,567	296,828	0
<b>Total</b>	<b>0</b>	<b>0</b>	<b>0</b>	<b>0</b>	<b>0</b>	<b>0</b>	<b>0</b>

Detail Of Allocated Costs

Department	1010-2652 HOLLAND HS	1010-2653 FULTON	1010-2654 GR HAVEN	1010-2655 HOLL HTL	1010-2656 DC FACIL	1010-2658 HEALTH	1010-2659 CMH
	8.5	9.5	10.5	11.5	12.5	13.5	14.5
BLDG USE CHG	0	0	0	0	0	0	0
1010-2010 FISCAL SVC	0	0	0	0	0	0	0
1010-2100 CORP COUNS	0	0	0	0	0	0	0
1010-2230 ADMINISTR	0	0	0	0	0	0	0
1010-2260 HUMAN RESC	0	0	0	0	0	0	0
1010-2530 TREASURER	0	0	5,041	0	0	0	0
1010-2651 HUDSONVIL	0	0	0	0	0	0	0
1010-2652 HOLLAND HS	( 189,713)	0	0	0	0	0	0
1010-2653 FULTON	0	( 66,850)	0	0	0	0	0
1010-2654 GR HAVEN	0	0	( 718,063)	0	0	0	0
1010-2655 HOLL HTL	0	0	0	( 209,439)	0	0	0
1010-2656 DC FACIL	0	0	0	0	( 230,971)	0	0
1010-2658 HEALTH	0	0	0	0	0	( 69,736)	0
1010-2659 CMH	0	0	0	0	0	0	( 190,518)
1010-2660 COOPERSVL	0	0	0	0	0	0	0
1010-2661 EMERG SVCS	0	0	0	0	0	0	0
1010-2664 4TH & CLIN	0	0	0	0	0	0	0
1010-2665 JUV SVCS	0	0	0	0	0	0	0
1010-2667 ADM ANNEX	0	0	0	0	0	0	0
1010-2668 FIA BLDG	0	0	0	0	0	0	0
1010-8650 INSURANCE	0	0	0	0	0	0	0
1010-1010 BOC	0	0	0	0	0	0	0
1010-1290 TAX ALLOC	0	0	0	0	0	0	0
1010-1310 CIR CT	0	0	245,455	0	0	0	0
1010-1360 DIST CT	0	0	138,033	0	138,726	0	0
1010-1380 CIR STRAT	0	0	0	0	0	0	0
1010-1480 PROB CT	0	0	0	0	0	0	0
1010-1490 JUV CT	0	0	0	0	0	0	0
1010-1492 JUV INCENT	0	0	0	0	0	0	0
1010-1520 ADULT PROB	0	0	15,496	0	0	0	0
1010-1660 FAM COUNSL	0	0	0	0	0	0	0
1010-1670 JURY COMM	0	0	0	0	0	0	0
1010-1910 ELECTIONS	0	0	0	0	0	0	0
1010-2150 CLERK	0	0	71,396	0	0	0	0
1010-2250 EQUALIZATN	0	0	0	0	0	0	0

Department	1010-2652 HOLLAND HS	1010-2653 FULTON	1010-2654 GR HAVEN	1010-2655 HOLL HTL	1010-2656 DC FACIL	1010-2658 HEALTH	1010-2659 CMH
	8.5	9.5	10.5	11.5	12.5	13.5	14.5
1010-2290 PROS ATTY	0	0	55,992	0	35,611	0	0
1010-2360 REG DEEDS	0	0	37,107	0	0	0	0
1010-2450 SURV REMON	0	0	0	0	0	0	0
1010-2470 PLAT BOARD	0	0	0	0	0	0	0
1010-2570 COOP EXT	0	0	0	0	0	0	0
1010-2590 GIS	0	0	0	0	0	0	0
1010-2610 BLDG AUTH	0	0	0	0	0	0	0
1010-2750 DRAIN COMM	0	0	0	0	0	0	0
1010-2800 SOIL/WATER	0	0	0	0	0	0	0
1010-3020 SHERIFF	0	0	0	0	0	0	0
1010-3100 WEMET	0	0	0	0	0	0	0
1010-3113 COPS HOLLN	0	0	0	0	0	0	0
1010-3119 COOPERSVIL	0	0	0	0	0	0	0
1010-3120 HUDSONVILL	0	0	0	0	0	0	0
1010-3160 SCAT	0	0	0	0	0	0	0
1010-3170 BLENDON/H	0	0	0	0	0	0	0
1010-3200 SHER TRAINING	0	0	0	0	0	0	0
1010-3250 CENT DISP	0	0	0	0	0	0	0
1010-3310 MARINE	0	0	0	0	0	0	0
1010-3510 JAIL	0	0	8,985	0	4,443	0	0
1010-4260 EMERG SVCS	0	0	0	0	0	0	0
1010-4262 SOLUTION	0	0	0	0	0	0	0
1010-4263 HAZ-MAT	0	0	0	0	0	0	0
1010-4265 HOMELAND	0	0	0	0	0	0	0
1010-4300 ANIMAL	0	0	0	0	0	0	0
1010-4450 DRAIN ASSMT	0	0	0	0	0	0	0
1010-6039 JAIL HEALTH	0	0	0	0	0	0	0
1010-6300 SUB ABUSE	0	0	0	0	0	0	0
1010-6480 MED EXAMR	0	0	0	0	0	0	0
1010-6810 VET BURIAL	0	0	0	0	0	0	0
1010-7211 PLAN/GRANT	0	0	0	0	0	0	0
2010 ROAD COMM	0	0	0	0	0	0	0
2081-7510 PARKS	0	0	0	0	0	0	0
2160 FOC	0	0	94,592	0	0	0	0
2170 JUDICIAL GRANTS	0	0	0	0	0	0	0



**Ottawa County, Michigan**  
**Indirect Cost Allocation Plan - Allocated Costs**  
**Based on the Year Ended December 31, 2009**  
**Detail Of Allocated Costs**

Department	1010-2662 HOLLAND HS 8.5	1010-2653 FULTON 9.5	1010-2654 GR HAVEN 10.5	1010-2655 HOLL HTL 11.5	1010-2656 DC FACIL 12.5	1010-2658 HEALTH 13.5	1010-2659 CMH 14.5
2210-ALL HEALTH	0	0	0	0	0	0	0
2210-ALL HTL-BLDG OPER	0	0	0	9,517	0	6,828	0
2220-649 MH	0	0	0	0	0	0	0
2220-ALL MH BLDG OPER	13,068	7,509	0	0	0	0	13,744
2271 LANDFILL	0	0	0	98	0	0	0
2272 LF TIPPING	0	0	0	0	0	0	0
2320 TRANSPORTN	0	0	0	0	0	0	0
2420 PLANG COMM	0	0	0	0	0	0	0
2444 INFRASTRUCTR	0	0	0	0	0	0	0
2450 PUBLIC IMP	0	0	0	0	0	0	0
2550 HOMESTEAD	0	0	0	0	0	0	0
2560 ROD AUTOMT	0	0	0	0	0	0	0
2601 PROS ATT GRANT	0	0	0	0	0	0	0
2602 WEIMET	0	0	0	0	0	0	0
2609 COPS FAST	0	0	0	0	0	0	0
2610 COMM POLICE	0	0	0	0	0	0	0
2661 ROAD PATROL	0	0	0	0	0	0	0
2690 LAW LIBRARY	0	0	6,813	0	0	0	0
2740 WIA ADM	0	0	0	319	0	0	0
2741-7430 WIA PROG	0	0	0	0	0	0	0
2741-7431 WIA ADM	0	0	0	0	0	0	0
2741-7460 WIA PROG	0	0	0	0	0	0	0
2741-7463 WIA PROG	0	0	0	43	0	0	0
2741-7464 WIA PROG	0	0	0	88	0	0	0
2742-7433 WIA PROG	0	0	0	69	0	0	0
2743-7430 WIA PROG	0	0	0	0	0	0	0
2743-7431 WIA ADM	0	0	0	8	0	0	0
2743-7433 WIA PROG	0	0	0	108	0	0	0
2743-7455 WIA PROG	0	0	0	0	0	0	0
2743-7460 WIA PROG	0	0	0	38	0	0	0
2743-7469 WIA PROG	0	0	0	0	0	0	0
2743-7475 WIA PROG	0	0	0	0	0	0	0
2743-7489 WIA PROG	0	0	0	0	0	0	0
2743-7491 WIA PROG	0	0	0	0	0	0	0
2744-7296 WIA PROG	0	0	0	0	0	0	0



**Ottawa County, Michigan**  
**Indirect Cost Allocation Plan - Allocated Costs**  
**Based on the Year Ended December 31, 2009**  
**Detail Of Allocated Costs**

Department	1010-2652 HOLLAND HS	1010-2653 FULTON	1010-2654 GR HAVEN	1010-2655 HOLL HTL	1010-2656 DC FACIL	1010-2658 HEALTH	1010-2659 CMH
	8.5	9.5	10.5	11.5	12.5	13.5	14.5
2744-7431 WIA ADM	0	0	0	0	0	0	0
2744-7433 WIA PROG	0	0	0	0	0	0	0
2744-7441 WIA PROG	0	0	0	0	0	0	0
2744-7479 WIA PROG	0	0	0	6	0	0	0
2744-7484 WIA PROG	0	0	0	0	0	0	0
2744-7486 WIA PROG	0	0	0	0	0	0	0
2748-5880 WIA PROG	0	0	0	0	0	0	0
2748-7430 WIA PROG	0	0	0	0	0	0	0
2748-7431 WIA ADM	0	0	0	10	0	0	0
2748-7433 WIA PROG	0	0	0	0	0	0	0
2748-7438 WIA PROG	0	0	0	99	0	0	0
2748-7439 WIA PROG	0	0	0	19	0	0	0
2748-7445 WIA PROG	0	0	0	0	0	0	0
2748-7469 WIA ADM	0	0	0	0	0	0	0
2748-7484 WIA PROG	0	0	0	165	0	0	0
2748-7486 WIA PROG	0	0	0	0	0	0	0
2750 GRANT PASSTHRU	0	0	0	0	0	0	0
2800 WIA ADM	0	0	0	0	0	0	0
2800-7480 WIA PROG	0	0	0	11	0	0	0
2800-7482 WIA PROG	0	0	0	9	0	0	0
2810 FED EMG MGMT	0	0	0	0	0	0	0
2850 COMM CORRECTNS	0	0	30,080	0	11,174	0	0
2870-7293 COMM ACTN	0	0	0	0	0	0	0
2870-7294 COMM ACTN	0	0	0	0	0	0	0
2870-7295 COMM ACTN	0	0	0	0	0	0	0
2870-7270 COMM ACTN	0	0	0	0	0	0	0
2870-7471 ADMIN	0	0	0	64	0	0	0
2870-7472 COMM ACTN	0	0	0	291	0	0	0
2870-7473 COMM ACTN	0	0	0	0	0	0	0
2870-7476 COMM ACTN	0	0	0	0	0	0	0
2870-7483 COMM ACTN	0	0	0	0	0	0	0
2870-7485 COMM ACTN	0	0	0	0	0	0	0
2870-7487 COMM ACTN	0	0	0	0	0	0	0
2870-7488 COMM ACTN	0	0	0	0	0	0	0
2870-9990 COMM ACTN	0	0	0	0	0	0	0



**Ottawa County, Michigan**  
**Indirect Cost Allocation Plan - Allocated Costs**  
**Based on the Year Ended December 31, 2009**

**Detail Of Allocated Costs**

Department	1010-2652 HOLLAND HS	1010-2653 FULTON	1010-2654 GR HAVEN	1010-2655 HOLL HTL	1010-2656 DC FACIL	1010-2658 HEALTH	1010-2659 CMH
	8.5	9.5	10.5	11.5	12.5	13.5	14.5
2890-7291 WEATH ADM	0	0	0	11	0	0	0
2890-7292 WEATHERIZ	0	0	0	54	0	0	0
2890-7293 WEATHERIZ	0	0	0	0	0	0	0
2890-7494 WEATHERIZ	0	0	0	0	0	0	0
2890-7295 WEATH ADM	0	0	0	0	0	0	0
2890-7296 WEATHERIZ	0	0	0	0	0	0	0
2890-7297 WEATHERIZ	0	0	0	27	0	0	0
2890-7298 WEATHERIZ	0	0	0	116	0	0	0
2890-7299 WEATHERIZ	0	0	0	0	0	0	0
2890-9990 WEATHERIZ	0	0	0	0	0	0	0
2900 DEPT HUMAN SVC	0	0	0	0	0	0	0
2900 DHS BLDG OPERN	0	0	0	0	0	0	0
2920 6620 DETENTION	0	0	0	0	0	0	0
2920 6621 PLACEMENT	0	0	0	0	0	0	0
2920 6622 INTEN SUP	0	0	0	0	0	0	0
2920 6623 TREATMENT	0	0	0	0	0	0	0
2920 6624 COMM INTR	0	0	0	0	0	0	0
2920 CC BLDG OPERTN	0	0	0	0	0	0	0
2921 CC SOC SVCS	0	0	0	0	0	0	0
2930 SOLDIER/SAILOR	0	0	0	0	0	0	0
2940 VETS TRUST	0	0	0	0	0	0	0
2980 COMPENS ABSENS	0	0	0	0	0	0	0
3650 WS B&I	0	0	0	0	0	0	0
4650 WS PROJECT	0	0	0	0	0	0	0
5160 DEL TAX	0	0	0	0	0	0	0
5691 BA CDA	0	0	0	0	0	0	0
5692 PROB CT/JAIL	0	0	0	0	0	0	0
5693 JAIL/ADM	0	0	0	0	0	0	0
5695 G HAV/W OLIV	0	0	0	0	0	0	0
6360 INFO TECH	0	0	9,073	0	0	0	0
6450 DUPLICATN	0	0	0	0	0	0	0
6550 TELECOMM	0	0	0	0	0	0	0
6641 EQUIP POOL	0	0	0	0	0	0	0
6770-8690 LIAB	0	0	0	0	0	0	0
6770-8710 WC	0	0	0	0	0	0	0



**Ottawa County, Michigan**  
**Indirect Cost Allocation Plan - Allocated Costs**  
**Based on the Year Ended December 31, 2009**  
**Detail Of Allocated Costs**

Department	1010-2652 HOLLAND HS	1010-2653 FULTON	1010-2654 GR HAVEN	1010-2655 HOLL HTL	1010-2656 DC FACIL	1010-2658 HEALTH	1010-2659 CMH
	8.5	9.5	10.5	11.5	12.5	13.5	14.5
6771-8520 HEALTH	0	0	0	0	0	0	0
6771-8540 DENTAL	0	0	0	0	0	0	0
6771-8550 VISION	0	0	0	0	0	0	0
6772 UNEMPLOYMT	0	0	0	0	0	0	0
6775 LTD	0	0	0	0	0	0	0
6780 INSUR AUTH	0	0	0	0	0	0	0
8010 DRAIN #6	0	0	0	0	0	0	0
8200 CHAPT 20	0	0	0	0	0	0	0
8300 BLISS 20	0	0	0	0	0	0	0
OTHER	0	0	0	0	41,017	0	0
Direct Billings	176,645	59,341	0	198,268	0	62,908	176,774
Unallocated	0	0	0	0	0	0	0
<b>Total</b>	<b>0</b>	<b>0</b>	<b>0</b>	<b>0</b>	<b>0</b>	<b>0</b>	<b>0</b>





**Ottawa County, Michigan**  
**Indirect Cost Allocation Plan - Allocated Costs**  
**Based on the Year Ended December 31, 2009**  
**Detail Of Allocated Costs**

Department	15.5	16.5	17.5	18.5	19.5	20.5	21.5
	1010-2660 COOPERSVL	1010-2661 EMERG	1010-2664 4TH & CLIN	1010-2665 JUV SVCS	1010-2667 ADM ANNEX	1010-2668 FIA BLDG	1010-8650 INSURANCE
BLDG USE CHG	0	0	0	0	0	0	0
1010-2010 FISCAL SVC	0	0	0	0	47,275	0	17,490
1010-2100 CORP COUNS	0	0	0	0	9,324	0	1,933
1010-2230 ADMINISTR	0	0	0	0	25,716	0	4,085
1010-2260 HUMAN RESC	0	0	0	0	25,599	0	5,626
1010-2630 TREASURER	0	0	0	0	33,670	0	11,558
1010-2651 HUDSONVLL	0	0	0	0	0	0	0
1010-2652 HOLLAND HS	0	0	0	0	0	0	0
1010-2653 FULTON	0	0	0	0	0	0	0
1010-2654 GR HAVEN	0	0	0	0	0	0	0
1010-2655 HOLL HTL	0	0	0	0	0	0	0
1010-2656 DC FACIL	0	0	0	0	0	0	0
1010-2658 HEALTH	0	0	0	0	0	0	0
1010-2659 CMH	0	0	0	0	0	0	0
1010-2660 COOPERSVL	( 38,004)	0	0	0	0	0	0
1010-2661 EMERG SVCS	0	( 2,176)	0	0	0	0	0
1010-2664 4TH & CLIN	0	0	( 29,065)	0	0	0	0
1010-2665 JUV SVCS	0	0	0	( 920,780)	0	0	0
1010-2667 ADM ANNEX	0	0	0	0	( 729,595)	0	0
1010-2668 FIA BLDG	0	0	0	0	0	( 293,182)	0
1010-8650 INSURANCE	0	0	0	0	0	0	( 142,903)
1010-1010 BOC	0	0	0	0	0	0	13,476
1010-1290 TAX ALLOC	0	0	0	0	0	0	0
1010-1310 CIR CT	0	0	0	0	0	0	0
1010-1360 DIST CT	0	0	0	0	0	0	0
1010-1380 CIR STRAT	0	0	0	0	0	0	0
1010-1480 PROB CT	0	0	0	2,869	0	0	0
1010-1490 JUV CT	0	0	0	2,423	0	0	0
1010-1492 JUV INCENT	0	0	0	0	0	0	0
1010-1520 ADULT PROB	0	0	0	0	0	37,367	0
1010-1660 FAM COUNSL	0	0	0	0	0	0	0
1010-1670 JURY COMM	0	0	0	0	0	0	0
1010-1910 ELECTIONS	0	0	0	0	0	0	0
1010-2150 CLERK	0	0	0	0	37,197	0	26,951
1010-2250 EQUALIZATN	0	0	0	0	29,770	0	16,539

**Ottawa County, Michigan**  
**Indirect Cost Allocation Plan - Allocated Costs**  
**Based on the Year Ended December 31, 2009**  
**Detail Of Allocated Costs**

Department	1010-2660 COOPERSVL 15.5	1010-2661 EMERG 16.5	1010-2664 4TH & CLIN 17.5	1010-2665 JUV SVCS 18.5	1010-2667 ADM/ANNEX 19.5	1010-2668 FIA BLDG 20.5	1010-8650 INSURANCE 21.5
1010-2290 PROS ATTY	0	0	0	0	28,551	0	0
1010-2360 REG DEEDS	0	0	0	0	31,270	0	13,476
1010-2450 SURV REMON	0	0	0	0	0	0	674
1010-2470 PLAT BOARD	0	0	0	0	0	0	0
1010-2570 COOP EXT	0	0	0	0	42,777	0	5,305
1010-2590 GIS	0	0	0	0	0	0	6,126
1010-2610 BLDG AUTH	0	0	0	0	0	0	0
1010-2750 DRAIN COMM	0	0	0	0	11,095	0	8,576
1010-2800 SOIL/WATER	0	0	0	0	0	0	0
1010-3020 SHERIFF	0	0	0	0	218,688	0	0
1010-3100 WEMET	0	0	0	0	0	0	0
1010-3113 COPS HOLLN	0	0	0	0	0	0	0
1010-3119 COOPERSVL	0	0	0	0	0	0	0
1010-3120 HUDSONVILL	0	0	0	0	0	0	0
1010-3160 SCAT	0	0	0	0	0	0	0
1010-3170 BLENDON/H	0	0	0	0	0	0	0
1010-3200 SHER TRAINING	0	0	0	0	0	0	0
1010-3250 CENT DISP	0	0	0	0	0	0	0
1010-3310 MARINE	0	0	0	0	0	0	0
1010-3510 JAIL	0	0	0	47,570	0	0	0
1010-4260 EMERG SVCS	0	2,176	0	0	21,961	0	2,573
1010-4262 SOLUTION	0	0	0	0	0	0	0
1010-4263 HAZ-MAT	0	0	0	0	0	0	0
1010-4265 HOMELAND	0	0	0	0	0	0	0
1010-4300 ANIMAL	0	0	0	0	0	0	0
1010-4450 DRAIN ASSMT	0	0	0	0	0	0	0
1010-6039 JAIL HEALTH	0	0	0	0	0	0	0
1010-6300 SUB ABUSE	0	0	0	0	0	0	0
1010-6480 MED EXAMR	0	0	0	0	0	0	0
1010-6810 VET BURIAL	0	0	0	0	0	0	0
1010-7211 PLAN/GRANT	0	0	0	0	28,272	0	8,515
2010 ROAD COMM	0	0	0	0	0	0	0
2081-7510 PARKS	0	0	0	0	30,030	0	0
2160 FOC	0	0	0	0	0	0	0
2170 JUDICIAL GRANTS	0	0	0	0	0	0	0



**Ottawa County, Michigan**  
**Indirect Cost Allocation Plan - Allocated Costs**  
**Based on the Year Ended December 31, 2009**  
**Detail Of Allocated Costs**

Department	15.5	16.5	17.5	18.5	19.5	20.5	21.5
	1010-2660 COOPERSVL	1010-2661 EMERG	1010-2664 4TH & CLIN	1010-2665 JUV SVCS	1010-2667 ADM ANNEX	1010-2668 FJA BLDG	1010-8650 INSURANCE
2210-ALL HEALTH	0	0	0	0	0	0	0
2210-ALL HTL-BLDG OPER	0	0	0	0	0	0	0
2220-649 MH	0	0	0	0	0	0	0
2220-ALL MH BLDG OPER	0	0	0	0	0	0	0
2271 LANDFILL	0	0	0	0	0	0	0
2272 LF TIPPING	0	0	0	0	0	0	0
2320 TRANSPORTN	0	0	0	0	0	0	0
2420 PLANG COMM	0	0	0	0	0	0	0
2444 INFRASTRUCTR	0	0	0	0	0	0	0
2450 PUBLIC IMP	0	0	0	0	0	0	0
2550 HOMESTEAD	0	0	0	0	0	0	0
2560 ROD AUTOMT	0	0	0	0	0	0	0
2601 PROS ATT GRANT	0	0	0	0	0	0	0
2602 WEMET	0	0	0	0	( 1,276)	0	0
2609 COPS FAST	0	0	0	0	0	0	0
2610 COMM POLICE	0	0	0	0	0	0	0
2661 ROAD PATROL	0	0	0	0	0	0	0
2690 LAW LIBRARY	0	0	0	0	0	0	0
2740 WIA ADM	0	0	0	0	0	0	0
2741-7430 WIA PROG	0	0	0	0	0	0	0
2741-7431 WIA ADM	0	0	0	0	0	0	0
2741-7460 WIA PROG	0	0	0	0	0	0	0
2741-7463 WIA PROG	0	0	0	0	0	0	0
2741-7464 WIA PROG	0	0	0	0	0	0	0
2742-7433 WIA PROG	0	0	0	0	0	0	0
2743-7430 WIA PROG	0	0	0	0	0	0	0
2743-7431 WIA ADM	0	0	0	0	0	0	0
2743-7433 WIA PROG	0	0	0	0	0	0	0
2743-7455 WIA PROG	0	0	0	0	0	0	0
2743-7460 WIA PROG	0	0	0	0	0	0	0
2743-7469 WIA PROG	0	0	0	0	0	0	0
2743-7475 WIA PROG	0	0	0	0	0	0	0
2743-7489 WIA PROG	0	0	0	0	0	0	0
2743-7491 WIA PROG	0	0	0	0	0	0	0
2744-7296 WIA PROG	0	0	0	0	0	0	0



Department	1010-2660 COOPERSVL 15.5	1010-2661 EMERG 16.5	1010-2664 4TH & CLIN 17.5	1010-2665 JUV SVCS 18.5	1010-2667 ADM ANNEX 19.5	1010-2668 FIA BLDG 20.5	1010-8650 INSURANCE 21.5
2744-7431 WIA ADM	0	0	0	0	0	0	0
2744-7433 WIA PROG	0	0	0	0	0	0	0
2744-7441 WIA PROG	0	0	0	0	0	0	0
2744-7479 WIA PROG	0	0	0	0	0	0	0
2744-7484 WIA PROG	0	0	0	0	0	0	0
2744-7486 WIA PROG	0	0	0	0	0	0	0
2748-5880 WIA PROG	0	0	0	0	0	0	0
2748-7430 WIA PROG	0	0	0	0	0	0	0
2748-7431 WIA ADM	0	0	0	0	0	0	0
2748-7433 WIA PROG	0	0	0	0	0	0	0
2748-7438 WIA PROG	0	0	0	0	0	0	0
2748-7439 WIA PROG	0	0	0	0	0	0	0
2748-7445 WIA PROG	0	0	0	0	0	0	0
2748-7469 WIA ADM	0	0	0	0	0	0	0
2748-7484 WIA PROG	0	0	0	0	0	0	0
2749-7486 WIA PROG	0	0	0	0	0	0	0
2750 GRANT PASSTHRU	0	0	0	0	0	0	0
2800 WIA ADM	0	0	0	0	0	0	0
2800-7480 WIA PROG	0	0	0	0	0	0	0
2800-7482 WIA PROG	0	0	0	0	0	0	0
2810 FED EMG MGMT	0	0	0	0	0	0	0
2850 COMM CORRECTNS	0	0	0	0	0	0	0
2870-7293 COMM ACTN	0	0	0	0	0	0	0
2870-7294 COMM ACTN	0	0	0	0	0	0	0
2870-7295 COMM ACTN	0	0	0	0	0	0	0
2870-7270 COMM ACTN	0	0	0	0	0	0	0
2870-7471 ADMIN	0	0	0	0	0	0	0
2870-7472 COMM ACTN	0	0	0	0	0	0	0
2870-7473 COMM ACTN	0	0	0	0	0	0	0
2870-7476 COMM ACTN	0	0	0	0	0	0	0
2870-7483 COMM ACTN	0	0	0	0	0	0	0
2870-7485 COMM ACTN	0	0	0	0	0	0	0
2870-7487 COMM ACTN	0	0	0	0	0	0	0
2870-7488 COMM ACTN	0	0	0	0	0	0	0
2870-9990 COMM ACTN	0	0	0	0	0	0	0



**Ottawa County, Michigan**  
**Indirect Cost Allocation Plan - Allocated Costs**  
**Based on the Year Ended December 31, 2009**  
**Detail Of Allocated Costs**

Department	1010-2660 COOPERSVL 15.5	1010-2661 EMERG 16.5	1010-2664 4TH & CLIN 17.5	1010-2665 JUV SVCS 18.5	1010-2667 ADM ANNEX 19.5	1010-2668 FIA BLDG 20.5	1010-8650 INSURANCE 21.5
2890-7291 WEATH ADM	0	0	0	0	0	0	0
2890-7292 WEATHERIZ	0	0	0	0	0	0	0
2890-7293 WEATHERIZ	0	0	0	0	0	0	0
2890-7494 WEATHERIZ	0	0	0	0	0	0	0
2890-7295 WEATH ADM	0	0	0	0	0	0	0
2890-7296 WEATHERIZ	0	0	0	0	0	0	0
2890-7297 WEATHERIZ	0	0	0	0	0	0	0
2890-7298 WEATHERIZ	0	0	0	0	0	0	0
2890-7299 WEATHERIZ	0	0	0	0	0	0	0
2890-9990 WEATHERIZ	0	0	0	0	0	0	0
2900 DEPT HUMAN SVC	0	0	0	0	0	0	0
2900 DHS BLDG OPERN	0	0	0	0	0	15,135	0
2920 6620 DETENTION	0	0	0	0	0	0	0
2920 6621 PLACEMENT	0	0	0	0	0	0	0
2920 6622 INTEN SUP	0	0	0	0	0	0	0
2920 6623 TREATMENT	0	0	0	0	0	0	0
2920 6624 COMM INTR	0	0	0	0	0	0	0
2920 CC BLDG OPERTN	0	0	0	10,905	0	4,294	0
2921 CC SOC SVCS	0	0	0	0	0	0	0
2930 SOLDIER/SAILOR	0	0	0	0	0	0	0
2940 VETS TRUST	0	0	0	0	0	0	0
2980 COMPENS ABSENS	0	0	0	0	0	0	0
3650 WS B&I	0	0	0	0	0	0	0
4650 WS PROJECT	0	0	0	0	0	0	0
5160 DEL TAX	0	0	0	0	0	0	0
5691 BA CDA	0	0	0	0	0	0	0
5692 PROB CT/JAIL	0	0	0	0	0	0	0
5693 JAIL/ADM	0	0	0	0	0	0	0
5695 G HAV/W OLIV	0	0	0	0	0	0	0
6360 INFO TECH	0	0	0	0	50,760	0	0
6450 DUPLICATN	0	0	0	0	0	0	0
6550 TELECOMM	0	0	0	0	0	0	0
6641 EQUIP POOL	0	0	0	0	0	0	0
6770-8690 LIAB	0	0	0	0	0	0	0
6770-8710 WC	0	0	0	0	0	0	0



**Indirect Cost Allocation Plan - Allocated Costs  
Based on the Year Ended December 31, 2009**

**Detail Of Allocated Costs**

Department	1010-2660 COOPERSVL 15.5	1010-2661 EMERG 16.5	1010-2664 4TH & CLIN 17.5	1010-2665 JUV SVCS 18.5	1010-2667 ADM ANNEX 19.5	1010-2668 FIA BLDG 20.5	1010-8650 INSURANCE 21.5
6771-8520 HEALTH	0	0	0	0	0	0	0
6771-8540 DENTAL	0	0	0	0	0	0	0
6771-8550 VISION	0	0	0	0	0	0	0
6772 UNEMPLOYMT	0	0	0	0	0	0	0
6775 LTD	0	0	0	0	0	0	0
6780 INSUR AUTH	0	0	0	0	0	0	0
8010 DRAIN #6	0	0	0	0	0	0	0
8200 CHAPT 20	0	0	0	0	0	0	0
8300 BLISS 20	0	0	0	0	0	0	0
OTHER	38,004	0	29,065	0	13,114	0	0
Direct Billings	0	0	0	857,013	45,804	236,386	0
Unallocated	0	0	0	0	0	0	0
<b>Total</b>	<b>0</b>	<b>0</b>	<b>0</b>	<b>0</b>	<b>0</b>	<b>0</b>	<b>0</b>



Ottawa County, Michigan  
 Indirect Cost Allocation Plan - Allocated Costs  
 Based on the Year Ended December 31, 2009  
 Detail Of Allocated Costs

Department	Total Plan Allocated
BLDG USE CHG	0
1010-2010 FISCAL SVC	0
1010-2100 CORP COUNS	0
1010-2230 ADMINISTR	0
1010-2260 HUMAN RESC	0
1010-2530 TREASURER	0
1010-2651 HUDSONVLL	0
1010-2652 HOLLAND HS	0
1010-2653 FULTON	0
1010-2654 GR HAVEN	0
1010-2655 HOLL HTL	0
1010-2656 DC FACIL	0
1010-2658 HEALTH	0
1010-2659 CMH	0
1010-2660 COOPERSVL	0
1010-2661 EMERG SVCS	0
1010-2664 4TH & CLIN	0
1010-2665 JUV SVCS	0
1010-2667 ADM ANNEX	0
1010-2668 FIA BLDG	0
1010-8650 INSURANCE	0
1010-1010 BOC	32,691
1010-1290 TAX ALLOC	122
1010-1310 CIR CT	373,288
1010-1360 DIST CT	793,969
1010-1380 CIR STRAT	273
1010-1480 PROB CT	24,543
1010-1490 JUV CT	21,909
1010-1492 JUV INCENT	149
1010-1520 ADULT PROB	64,546
1010-1660 FAM COUNSL	4,201
1010-1670 JURY COMM	75
1010-1910 ELECTIONS	5,446
1010-2150 CLERK	289,934
1010-2250 EQUALIZATN	81,422

All Monetary Values Are \$ Dollars  
 MAXCARS © 2010 MAXIMUS, INC.  
 Report Output Prepared By Agency



**Ottawa County, Michigan  
Indirect Cost Allocation Plan - Allocated Costs  
Based on the Year Ended December 31, 2009  
Detail Of Allocated Costs**

Department	Total Plan Allocated
1010-2280 PROS ATTY	218,584
1010-2360 REG DEEDS	370,954
1010-2450 SURV REMON	5,492
1010-2470 PLAT BOARD	418
1010-2570 COOP EXT	79,875
1010-2590 GIS	18,055
1010-2610 BLDG AUTH	33
1010-2750 DRAIN COMM	43,702
1010-2800 SOIL/WATER	172
1010-3020 SHERIFF	449,125
1010-3100 WEMET	11,156
1010-3113 COPS HOLLN	3,762
1010-3119 COOPERSVIL	10,358
1010-3120 HUDSONVILL	11,743
1010-3160 SCAT	183
1010-3170 BLENDON/H	3,618
1010-3200 SHER TRAING	514
1010-3250 CENT DISP	1,383
1010-3310 MARINE	5,914
1010-3510 JAIL	197,088
1010-4260 EMERG SVCS	42,922
1010-4262 SOLUTION	2,396
1010-4263 HAZ-MAT	4,042
1010-4265 HOMELAND	30
1010-4300 ANIMAL	7,540
1010-4450 DRAIN ASSMT	132
1010-6039 JAIL HEALTH	4,091
1010-6300 SUB ABUSE	2,903
1010-6480 MED EXAMR	4,854
1010-6810 VET BURIAL	656
1010-7211 PLAN/GRANT	67,730
2010 ROAD COMM	10,599
2081-7510 PARKS	121,711
2160 FOC	207,408
2170 JUDICIAL GRANTS	19,878

All Monetary Values Are \$ Dollars  
MAXCARS © 2010 MAXIMUS, INC.  
Report Output Prepared By Agency





Ottawa County, Michigan  
 Indirect Cost Allocation Plan - Allocated Costs  
 Based on the Year Ended December 31, 2009  
 Detail Of Allocated Costs

Department	Total Plan Allocated
2210-ALL HEALTH	251,921
2210-ALL HTL-BLDG OPER	18,667
2220-649 MH	434,662
2220-ALL MH BLDG OPER	35,254
2271 LANDFILL	1,805
2272 LF TIPPING	21,826
2320 TRANSPORTN	714
2420 PLANG COMM	2,916
2444 INFRASTRUCTR	1,119
2450 PUBLIC IMP	5,671
2550 HOMESTEAD	367
2560 ROD AUTOMT	96,514
2601 PROS ATT GRANT	9,797
2602 WEMET	29,306
2609 COPS FAST	11,926
2610 COMM POLICE	113,395
2661 ROAD PATROL	11,287
2690 LAW LIBRARY	8,974
2740 WIA ADM	18,171
2741-7430 WIA PROG	56
2741-7431 WIA ADM	9,199
2741-7460 WIA PROG	0
2741-7463 WIA PROG	9,095
2741-7464 WIA PROG	10,167
2742-7433 WIA PROG	18,627
2743-7430 WIA PROG	48
2743-7431 WIA ADM	20,354
2743-7433 WIA PROG	20,040
2743-7455 WIA PROG	1,293
2743-7460 WIA PROG	7,691
2743-7469 WIA PROG	0
2743-7475 WIA PROG	664
2743-7489 WIA PROG	342
2743-7491 WIA PROG	711
2744-7296 WIA PROG	151



Ottawa County, Michigan  
 Indirect Cost Allocation Plan - Allocated Costs  
 Based on the Year Ended December 31, 2009  
 Detail Of Allocated Costs

Department	Total Plan Allocated
2744-7431 WIA ADM	5,660
2744-7433 WIA PROG	0
2744-7441 WIA PROG	1,851
2744-7479 WIA PROG	3,598
2744-7484 WIA PROG	486
2744-7486 WIA PROG	203
2748-5880 WIA PROG	620
2748-7430 WIA PROG	783
2748-7431 WIA ADM	11,908
2748-7433 WIA PROG	4,654
2748-7438 WIA PROG	11,460
2748-7439 WIA PROG	1,873
2748-7445 WIA PROG	2,134
2748-7469 WIA ADM	0
2748-7484 WIA PROG	5,539
2749-7486 WIA PROG	785
2750 GRANT PASSTHRU	7,092
2800 WIA ADM	3,822
2800-7480 WIA PROG	1,845
2800-7482 WIA PROG	1,630
2810 FED EMG MGMT	1,010
2850 COMM CORRECTNS	107,283
2870-7293 COMM ACTN	10,662
2870-7294 COMM ACTN	516
2870-7295 COMM ACTN	468
2870-7270 COMM ACTN	84
2870-7471 ADMIN	13,304
2870-7472 COMM ACTN	11,712
2870-7473 COMM ACTN	475
2870-7476 COMM ACTN	0
2870-7483 COMM ACTN	1,093
2870-7485 COMM ACTN	2,220
2870-7487 COMM ACTN	847
2870-7488 COMM ACTN	2,697
2870-9990 COMM ACTN	597

Ottawa County, Michigan  
 Indirect Cost Allocation Plan - Allocated Costs  
 Based on the Year Ended December 31, 2009  
 Detail Of Allocated Costs

Department	Total Plan Allocated
2890-7291 WEATH ADM	9,096
2890-7292 WEATHERIZ	4,407
2890-7293 WEATHERIZ	168
2890-7494 WEATHERIZ	1,287
2890-7295 WEATH ADM	892
2890-7296 WEATHERIZ	1,363
2890-7297 WEATHERIZ	1,391
2890-7298 WEATHERIZ	1,837
2890-7299 WEATHERIZ	436
2890-9990 WEATHERIZ	1,011
2900 DEPT HUMAN SVC	10,566
2900 DHS BLDG OPERN	15,135
2920 6620 DETENTION	80,579
2920 6621 PLACEMENT	1,931
2920 6622 INTEN SUP	7,188
2920 6623 TREATMENT	21,174
2920 6624 COMM INTR	40,530
2920 CC BLDG OPERTN	15,199
2921 CC SOC SVCS	591
2930 SOLDIER/SAILOR	1,456
2940 VETS TRUST	1,694
2980 COMPENS ABSENS	437
3650 WS B&I	201
4650 WS PROJECT	349
5160 DEL TAX	4,434
5691 BA CDA	15
5692 PROB CT/JAIL	23
5693 JAIL/ADM	17
5695 G HAV/WV OLIV	10,718
6360 INFO TECH	139,988
6450 DUPLICATN	12,814
6550 TELECOMM	13,570
6641 EQUIP POOL	31,705
6770-8690 LIAB	10,105
6770-8710 WC	3,124

All Monetary Values Are \$ Dollars  
 MAXCARS © 2010 MAXIMUS, INC.  
 Report Output Prepared By Agency



**Ottawa County, Michigan**  
**Indirect Cost Allocation Plan - Allocated Costs**  
**Based on the Year Ended December 31, 2009**  
**Detail Of Allocated Costs**

Department	Total Plan Allocated
6771-8520 HEALTH	17,337
6771-8540 DENTAL	2,419
6771-8550 VISION	2,236
6772 UNEMPLOYMT	6,820
6775 LTD	4,394
6780 INSUR AUTH	163
8010 DRAIN #6	3,264
8200 CHAPT 20	421
8300 BLISS 20	172
OTHER	160,673
Direct Billings	1,890,403
Unallocated	298,828
<b>Total</b>	<b>7,845,791</b>



**Ottawa County, Michigan**  
**Indirect Cost Allocation Plan - Allocated Costs**  
**Based on the Year Ended December 31, 2009**  
**Schedule E - Summary of Allocation Basis**

Department	Allocation Basis:	Allocation Source:
BLDG USE CHG		
1.4.1 2654 GRAND HAVN	GRAND HAVEN-ASSIGNED SQUARE FOOTAGE BY OCCUPANT DEPT	PURCHASING & FACILITIES
1.4.2 2667 ADM ANNEX	ADMIN ANNEX-ASSIGNED SQUARE FOOTAGE BY OCCUPANT DEPT	J SHERMAN ASSOCIATES-STATISTICS REPORT
1.4.3 2656 HOLLAND DC	DC FACILITY-ASSIGNED SQUARE FOOTAGE BY OCCUPANT DEPT	PURCHASING & FACILITIES
1010-2010 FISCAL SVC		
2.4.1 ACCOUNT PAYABLE	EXPENDITURE TRANSACTIONS POSTED BY BENEFITTING DEPT	GENERAL LEDGER DETAIL
2.4.2 GL BUDGET AUDIT	REVENUE & EXPENDITURE TRANSACTION BY DEPT	GENERAL LEDGER DETAIL
2.4.3 PAYROLL SERVICE	PERMANENT POSITIONS BY DEPARTMENT	FINANCE DEPARTMENT
2.4.4 PURCHASING	ENCUMBRANCE TRANSACTIONS	AUDIT SUMMARY REPORT/FINANCE - PURCHASING
2.4.5 COST PLAN	PERCENTAGE OF CONSULTANT'S TIME BY CENTRAL SVC DEPT	CONSULTANT'S TIME LOG
1010-2100 CORP COUNS		
3.4.1 LEGAL SERVICES	NUMBER OF EMERGENCY CONTRACTS	LEGAL LOG
3.4.2 GEN ADM -LEGAL	PERMANENT POSITIONS BY DEPT	FISCAL SERVICES
1010-2230 ADMINISTR		
4.4.1 COUNTY ADMIN	PERMANENT POSITIONS BY DEPT	FISCAL SERVICES
1010-2260 HUMAN RESC		
5.4.1 PERSONNEL MGT	PERMANENT POSITIONS BY DEPT	FISCAL SERVICES
5.4.2 PHYSICALS/ADVERT	NEW HIRES BY DEPT: EXCL. HEALTH, MH, JTPA, & ROAD COMM	NEW HIRE REPORT - FIN598
5.4.3 LEGAL	NUMBER OF EMPLOYEES WITH LABOR AGREEMENTS BY DEPT	UNION EMPLOYEE REPORT - HUMAN RESOURCES
1010-2530 TREASURER		
6.4.1 ACCTG GEN FUND	REVENUE & EXPENDITURE TRANSACTION BY DEPT	GENERAL LEDGER DETAIL
6.4.2 ACCTG OTHR FUND	NUMBER OF CASH TRANSACTIONS BY FUND/DEPT	TRANSACTION REPORT -MIS
1010-2651 HUDSONVLL		
7.4.1 HUDSONVILLE	HUDSONVILLE-ASSIGNED SQUARE FOOTAGE BY OCCUPANT DEPT	PURCHASING & FACILITIES



**Ottawa County, Michigan**  
**Indirect Cost Allocation Plan - Allocated Costs**  
**Based on the Year Ended December 31, 2009**  
**Schedule E - Summary of Allocation Basis**

Department	Allocation Basis:	Allocation Source:
1010-2652 HOLLAND HS		
8.4.1 HS	HOLLAND/HUMAN SVCS ASSIGNED SQUARE FOOTAGE BY DEPT	PURCHASING & FACILITIES
1010-2653 FULTON		
9.4.1 FULTON	FULTON ST-ASSIGNED SQUARE FOOTAGE BY OCCUPANT DEPT	PURCHASING & FACILITIES
1010-2654 GR HAVEN		
10.4.1 JAN-JUL 17 2009	GRAND HAVEN-ASSIGNED SQUARE FOOTAGE BY OCCUPANT DEPT	PURCHASING & FACILITIES
10.4.2 JUL 18-DEC 2009	GRAND HAVEN-ASSIGNED SQUARE FOOTAGE BY OCCUPANT DEPT	PURCHASING & FACILITIES
1010-2655 HOLL HTL		
11.4.1 HEALTH	DIRECT TO BENEFITING DEPT BASED ON MONTHLY COST DISTRIB	RENTAL DISTRIBUTION SHEETS
11.4.2 F2272	DIRECT TO BENEFITING DEPT BASED ON MONTHLY COST DISTRIB	RENTAL DISTRIBUTION WORKSHEETS
11.4.3 WVA	DOLLAR AMOUNT OF VARIABLE RENT SPREAD DURING YEAR	RENT BREAKDOWN-BASED ON ACTUAL USAGE OF SPACE
1010-2656 DC FACIL		
12.4.1 DISTRICT COURT	DC FACILITY-ASSIGNED SQUARE FOOTAGE BY OCCUPANT DEPT	PURCHASING & FACILITIES
1010-2658 HEALTH		
13.4.1 HEALTH	HEALTH-ASSIGNED SQUARE FOOTAGE BY OCCUPANT DEPT	PURCHASING & FACILITIES
1010-2659 CMH		
14.4.1 C.M.H. FACILITY	CMH FACILITY-ASSIGNED SQUARE FOOTAGE BY OCCUPANT DEPT	PURCHASING & FACILITIES
1010-2660 COOPERSVL		
15.4.1 COOPERSVILLE	COOPERSVILLE-ASSIGNED SQUARE FOOTAGE BY OCCUPANT DEPT	PURCHASING & FACILITY MANAGEMENT
1010-2661 EMERG SVCS		
16.4.1 EMERGENCY SVCS	EMERGENCY SVCS-ASSIGNED SQUARE FOOTAGE BY OCCUPANT DEPT	PURCHASING & FACILITIES
1010-2664 4TH & CLIN		
17.4.1 4TH & CLINTON	4TH & CLINTON-ASSIGNED SQUARE FOOTAGE BY OCCUPANT DEPT	PURCHASING & FACILITIES



**Ottawa County, Michigan  
 Indirect Cost Allocation Plan - Allocated Costs  
 Based on the Year Ended December 31, 2009  
 Schedule E - Summary of Allocation Basis**

Department	Allocation Basis:	Allocation Source:
1010-2665 JUV SVCS 18.4.1 JUV SVCS	JUV SVCS BLDG-ASSIGNED SQUARE FOOTAGE BY OCCUPANT DEPT	ADMINISTRATION
1010-2667 ADM ANNEX 19.4.1 JUL 18-DEC 2009 19.4.2 JAN-JUL 17 2009	ADMIN ANNEX-ASSIGNED SQUARE FOOTAGE BY OCCUPANT DEPT ADMIN ANNEX-ASSIGNED SQUARE FOOTAGE BY OCCUPANT DEPT	J SHERMAN ASSOCIATES-STATISTICS REPORT J SHERMAN ASSOCIATES-STATISTICS REPORT
1010-2668 FIA BLDG 20.4.1 FIA BLDG	ASSIGNED SQUARE FOOTAGE BY OCCUPANT DEPT	ADMINISTRATION
1010-8650 INSURANCE 21.4.1 GEN LIAB EXCESS	PERMANENT POSITIONS BY DEPT	FISCAL SERVICES



**OTTAWA COUNTY, MICHIGAN  
BUILDING USE CHARGE  
NATURE AND EXTENT OF SERVICES**

For the purpose of this plan, a use charge is calculated as a means of identifying space cost for building occupants based on the historical cost of the building plus improvements, in lieu of depreciation. Building and improvement costs were obtained from the financial records in the Administration department. A use charge has been calculated at the rate of two percent of original construction (acquisition) costs plus subsequent capital improvements.

A building use charge has been calculated for the Grand Haven Building, Administration Annex and District Court. Ref.: 2 CFR Part 225, formerly OMB A-87, Attachment B, Paragraph B, 11.



**Indirect Cost Allocation Plan - Allocated Costs**  
**Based on the Year Ended December 31, 2009**  
**Schedule .2 - Costs To Be Allocated**  
**For Department BLDG USE CHG**

	1st Allocation	2nd Allocation	Sub-Total	Total
Expenditures Per Financial Statement:				
BLD 2654 JAN-JUNE	875,717			875,717
Total Deductions:	( 246,124)			
Total Allocated Additions:	( 246,124)		( 246,124)	
Total To Be Allocated:	<u>629,593</u>	<u>0</u>	<u>629,593</u>	<u>629,593</u>

**Ottawa County, Michigan**  
**Indirect Cost Allocation Plan - Allocated Costs**  
**Based on the Year Ended December 31, 2009**  
**Schedule .3 - Costs Allocated By Activity**  
**For Department BLDG USE CHG**

	Total	General & Admin	2654 GRAND HAVN	2667 ADM ANNEX	2656 HOLLAND DC
<b>Wages &amp; Benefits</b>					
SALARIES & WAGES	0	0	0	0	0
FRINGE BENEFITS	0	0	0	0	0
<b>Other Expense &amp; Cost</b>					
BLDG USE CHARGE	421,335	0	0	314,988	106,347
*BLD 2654 JAN-JUNE	246,124	246,124	0	0	0
BLD 2654 JUL-DEC	208,258	0	208,258	0	0
<b>Departmental Totals</b>					
Total Expenditures	875,717	246,124	208,258	314,988	106,347
<b>Deductions</b>					
Total Deductions	( 246,124)	( 246,124)	0	0	0
<b>Functional Cost</b>					
Allocation Step 1	629,593	0	208,258	314,988	106,347
1st Allocation	629,593	0	208,258	314,988	106,347
Allocation Step 2	0	0	0	0	0
2nd Allocation	0	0	0	0	0
<b>Total For 00015 BLDG USE CHG</b>					
Total Allocated	629,593	0	208,258	314,988	106,347



**Ottawa County, Michigan**  
**Indirect Cost Allocation Plan - Allocated Costs**  
**Based on the Year Ended December 31, 2009**  
**Schedule .4 - Detail Activity Allocations**  
**For Department BLDG USE CHG**

Receiving Department	Allocation Units	Allocation Percentage	Gross Allocation	Direct Billed	Allocation Step1	Allocation Step2	Total Allocation
Activity - 2654 GRAND HAVN							
1010-1310 CIR CT	32,573	41.8495	87,154		87,154		87,154
1010-1360 DIST CT	14,793	19.0058	39,581		39,581		39,581
1010-1620 ADULT PROB	3,665	4.7087	9,806		9,806		9,806
1010-2150 CLERK	5,953	7.6483	15,928		15,928		15,928
1010-2290 PROS ATTY	6,126	7.8706	16,391		16,391		16,391
1010-2360 REG DEEDS	1,194	1.5340	3,195		3,195		3,195
1010-2530 TREASURER	1,194	1.5340	3,195		3,195		3,195
1010-3510 JAIL	2,125	2.7302	5,686		5,686		5,686
2160 FOC	8,476	10.8898	22,679		22,679		22,679
2850 COMM CORRECTNS	1,463	1.8796	3,915		3,915		3,915
6360 INFO TECH	272	0.3495	728		728		728
SubTotal	77,834	100.0000	208,258		208,258		208,258
TOTAL	77,834	100.0000	208,258		208,258		208,258

Allocation Basis: GRAND HAVEN-ASSIGNED SQUARE FOOTAGE BY OCCUPANT DEPT  
 Allocation Source: PURCHASING & FACILITIES

**Ottawa County, Michigan**  
**Indirect Cost Allocation Plan - Allocated Costs**  
**Based on the Year Ended December 31, 2009**  
**Schedule .4 - Detail Activity Allocations**  
**For Department BLDG USE CHG**

Receiving Department	Allocation Units	Allocation Percentage	Gross Allocation	Direct Billed	Allocation Step1	Allocation Step2	Total Allocation
Activity - 2667 ADM ANNEX							
1010-2010 FISCAL SVC	5,243	6.4897	20,442		20,442		20,442
1010-2100 CORP COUNS	1,034	1.2799	4,031		4,031		4,031
1010-2150 CLERK	3,872	4.7927	15,096		15,096		15,096
1010-2230 ADMINISTR	2,852	3.5301	11,120		11,120		11,120
1010-2250 EQUALIZATN	3,099	3.8359	12,083		12,083		12,083
1010-2260 HUMAN RESC	2,839	3.5140	11,069		11,069		11,069
1010-2290 PROS ATTY	2,972	3.6787	11,587		11,587		11,587
1010-2360 REG DEEDS	3,255	4.0290	12,691		12,691		12,691
1010-2530 TREASURER	3,734	4.6219	14,558		14,558		14,558
1010-2570 COOP EXT	4,453	5.5118	17,362		17,362		17,362
1010-2667 ADM ANNEX	3,878	4.8001	15,120		15,120		15,120
1010-2750 DRAIN COMM	2,520	3.1192	9,825		9,825		9,825
1010-3020 SHERIFF	22,765	28.1778	88,756		88,756		88,756
1010-4260 EMERG SVCS	2,286	2.8296	8,913		8,913		8,913
1010-7211 PLAN/GRANT	2,943	3.6428	11,474		11,474		11,474
2081-7510 PARKS	3,126	3.8693	12,188		12,188		12,188
2602 WEMET	4,635	5.7371	18,071		18,071		18,071
6360 INFO TECH	5,284	6.5404	20,602		20,602		20,602
SubTotal	80,790	100.0000	314,988		314,988		314,988
TOTAL	80,790	100.0000	314,988		314,988		314,988

Allocation Basis: ADMIN ANNEX-ASSIGNED SQUARE FOOTAGE BY OCCUPANT DEPT  
 Allocation Source: J SHERMAN ASSOCIATES-STATISTICS REPORT

**Indirect Cost Allocation Plan - Allocated Costs  
Based on the Year Ended December 31, 2009**

**Schedule .4 - Detail Activity Allocations  
For Department BLDG USE CHG**

Activity - 2656 HOLLAND DC

Receiving Department	Allocation Units	Allocation Percentage	Gross Allocation	Direct Billed	Allocation Step1	Allocation Step2	Total Allocation
1010-1360 DIST CT	22,322	60.0619	63,874		63,874		63,874
1010-2290 PROS ATTY	5,730	15.4177	16,396		16,396		16,396
1010-3510 JAIL	715	1.9239	2,046		2,046		2,046
2850 COMM CORRECTNS	1,798	4.8379	5,145		5,145		5,145
OTHER	6,600	17.7586	18,886		18,886		18,886
SubTotal	37,165	100.0000	106,347		106,347		106,347
TOTAL	37,165	100.0000	106,347		106,347		106,347

Allocation Basis: DC FACILITY-ASSIGNED SQUARE FOOTAGE BY OCCUPANT DEPT

Allocation Source: PURCHASING & FACILITIES



All Monetary Values Are \$ Dollars  
MAXCARS © 2010 MAXIMUS, INC.  
Report Output Prepared By Agency

**Ottawa County, Michigan**  
**Indirect Cost Allocation Plan - Allocated Costs**  
**Based on the Year Ended December 31, 2009**  
**Schedule .5 - Allocation Summary**  
**For Department BLDG USE CHG**

Receiving Department	Total	2654 GRAND HAVN	2667 ADM ANNEX	2656 HOLLAND DC
1010-1310 CIR CT	87,154	87,154	0	0
1010-1360 DIST CT	103,455	39,581	0	63,874
1010-1520 ADULT PROB	9,806	9,806	0	0
1010-2010 FISCAL SVC	20,442	0	20,442	0
1010-2100 CORP COUNS	4,031	0	4,031	0
1010-2150 CLERK	31,024	15,928	15,096	0
1010-2230 ADMINISTR	11,120	0	11,120	0
1010-2250 EQUALIZATN	12,083	0	12,083	0
1010-2260 HUMAN RESC	11,069	0	11,069	0
1010-2290 PROS ATTY	44,374	16,391	11,587	16,396
1010-2360 REG DEEDS	15,886	3,195	12,691	0
1010-2530 TREASURER	17,753	3,195	14,558	0
1010-2570 COOP EXT	17,362	0	17,362	0
1010-2667 ADM ANNEX	15,120	0	15,120	0
1010-2750 DRAIN COMM	9,825	0	9,825	0
1010-3020 SHERIFF	88,756	0	88,756	0
1010-3510 JAIL	7,732	5,686	0	2,046
1010-4260 EMERG SVCS	8,913	0	8,913	0
1010-7211 PLAN/GRANT	11,474	0	11,474	0
2081-7510 PARKS	12,188	0	12,188	0
2160 FOC	22,679	22,679	0	0
2602 WEMET	18,071	0	18,071	0
2850 COMM CORRECTNS	9,060	3,915	0	5,145
6360 INFO TECH	21,330	728	20,602	0
OTHER	18,886	0	0	18,886
Direct Billed	0	0	0	0
<b>Total</b>	<b>629,593</b>	<b>208,258</b>	<b>314,988</b>	<b>106,347</b>



**OTTAWA COUNTY, MICHIGAN**  
**FISCAL SERVICES**  
**NATURE AND EXTENT OF SERVICES**

During 1985 Ottawa County created a separate department to oversee the Accounting needs of the County. The accounting department is responsible for providing timely financial reports to department heads and Elected Officials, accounts payable, maintaining the general ledger, grant reporting, and various other accounting services. The accounting department is also responsible for payroll services for the County. The plan has identified costs of the accounting department as follows:

**Accounts Payable** - This function distributes the cost of providing compensation to the County's vendors via checks prepared by the Accounting Department staff. Related costs have been distributed to all County departments.

The basis of allocation is the number of expenditure transactions (checks issued) by department, excluding the Mental Health. Each transaction received essentially the same type and level of service.

**Budget/Audit** - This function is responsible for distributing the cost of operating and maintaining the County-Wide General Ledger system. Related costs are allocated to all County departments.

The basis of allocation is the total number of revenue and expenditure transactions posted to the general ledger. Each general ledger transaction received essentially the same type and level of service.

**Payroll** - This function distributes the cost of overseeing the preparation of the payroll and related reports, withholdings and filings for all County employees receiving payroll services. The cost of this service has been distributed to all benefiting departments based on the number of permanent employees assigned by department.

**OTTAWA COUNTY, MICHIGAN  
FISCAL SERVICES  
NATURE AND EXTENT OF SERVICES**

**Purchasing** - This function distributes the cost of purchasing supplies and materials. Related costs have been distributed to all County departments. The cost of this service has been distributed to all benefiting departments based on the number of encumbrance transactions incurred by department.

**Cost Plan** - This function distributes the cost of preparing the County-Wide Cost Allocation Plan. The cost of this service has been distributed to all benefiting departments based on the percentage of consultant's time by central service department.

This department receives allocations from other service departments. The allocations received are, in turn, reallocated to recipient departments according to the initial distribution established for this service department. This procedure provides for an appropriate allocation of all service department charges.

The State of Michigan's time documentation requirements specifies that time documentation must be maintained if an individual works on two or more indirect activities that are allocated using different allocation bases, or an unallowable activity and a direct or indirect cost activity. The method used to determine the personnel costs assigned to each category for this department: 100% Time Certification and time documentation requirements have been met. All wages charged to this department are 100% Fiscal Services activities and have been reviewed by authorized County personnel.

All applicable credits for direct-billed charges are accounted for in the initial allocation.



**Ottawa County, Michigan**  
**Indirect Cost Allocation Plan - Allocated Costs**  
**Based on the Year Ended December 31, 2009**  
**Schedule .2 - Costs To Be Allocated**  
**For Department 1010-2010 FISCAL SVC**

	1st Allocation	2nd Allocation	Sub-Total	Total
<b>Expenditures Per Financial Statement:</b>				
BLDG USE CHG	1,277,387			1,277,387
1010-2010 FISCAL SVC	20,442		20,442	
1010-2100 CORP COUNS		14,898	14,898	
1010-2230 ADMINISTR		3,723	3,723	
1010-2260 HUMAN RESC		6,722	6,722	
1010-2630 TREASURER		8,459	8,459	
1010-2667 ADM ANNEX		3,329	3,329	
1010-8650 INSURANCE		47,275	47,275	
<b>Total Allocated Additions:</b>	<b>20,442</b>	<b>101,896</b>	<b>122,338</b>	<b>122,338</b>
6760 REIMBURSEMENTS	( 5,101)			
<b>Total Departmental Cost Adjustments:</b>	<b>( 5,101)</b>			<b>( 5,101)</b>
<b>Total To Be Allocated:</b>	<b>1,292,728</b>	<b>101,896</b>		<b>1,394,624</b>



**Ottawa County, Michigan**  
**Indirect Cost Allocation Plan - Allocated Costs**  
**Based on the Year Ended December 31, 2009**  
**Schedule .3 - Costs Allocated By Activity**  
**For Department 1010-2010 FISCAL SVC**

	Total	General & Admin	ACCOUNT PAYABLE	GL BUDGET AUDIT	PAYROLL SERVICE
<b>Wages &amp; Benefits</b>					
SALARIES & WAGES	691,198	0	144,806	409,812	52,116
FRINGE BENEFITS	329,510	0	69,032	195,367	24,845
<b>Other Expense &amp; Cost</b>					
7270 OFFICE SUPPLIE	17,566	0	3,680	10,415	1,324
7280 PRNTG/BINDG	11,595	0	2,429	6,875	874
7300 POSTAGE	19,652	0	4,117	11,652	1,482
7390 OPERATNL SUPPL	15,792	0	3,308	9,363	1,191
8030 AUDIT FEES	44,475	0	0	44,475	0
8080 SERVICE CONTRAC	22,550	8,050	0	0	0
8080 USER FEE	37,500	0	0	37,500	0
8300 MEMBERSHIPS	2,970	0	622	1,761	224
8310 DATA PROCESSG	57,392	0	12,024	34,028	4,327
8500 TELEPHONE	9,482	0	1,986	5,622	715
8600 TRAVEL-MILEAGE	1,706	0	357	1,012	129
8610 CONFERENCES	8,472	0	1,775	5,023	639
9300 EQUIPMENT R&M	2,153	0	451	1,277	162
9400 EQUIPMT RENTAL	2,481	0	520	1,471	187
9560 EMPL TRAINING	2,893	0	606	1,715	218
<b>Departmental Totals</b>					
Total Expenditures	1,277,387	8,050	245,713	777,368	88,433
<b>Deductions</b>					
Total Deductions	0	0	0	0	0
<b>Cost Adjustments</b>					
6760 REIMBURSEMENTS	( 5,101)	0	( 1,069)	( 3,024)	( 385)
<b>Functional Cost</b>	1,272,286	8,050	244,644	774,344	88,048



**Ottawa County, Michigan**  
**Indirect Cost Allocation Plan - Allocated Costs**  
**Based on the Year Ended December 31, 2009**  
**Schedule .3 - Costs Allocated By Activity**  
**For Department 1010-2010 FISCAL SVC**

	Total	General & Admin	ACCOUNT PAYABLE	GL BUDGET AUDIT	PAYROLL SERVICE
<b>Allocation Step 1</b>					
Inbound- All Others	20,442	0	4,283	12,119	1,541
Reallocate Admin Costs		( 8,050)	1,667	4,772	607
1st Allocation	1,292,728	0	250,614	791,235	90,196
<b>Allocation Step 2</b>					
Inbound- 02530 1010-2630 TREASURER	3,329	0	0	0	3,329
Inbound- All Others	98,567	0	20,652	58,435	7,432
2nd Allocation	101,896	0	20,652	58,435	10,761
<b>Total For 02010 1010-2010</b>	<b>1,394,624</b>	<b>0</b>	<b>271,266</b>	<b>849,670</b>	<b>100,957</b>



Ottawa County, Michigan  
 Indirect Cost Allocation Plan - Allocated Costs  
 Based on the Year Ended December 31, 2009  
 Schedule .3 - Costs Allocated By Activity  
 For Department 1010-2010 FISCAL SVC

	PURCHASING	COST PLAN
<b>Wages &amp; Benefits</b>		
SALARIES & WAGES	84,464	0
FRINGE BENEFITS	40,266	0
<b>Other Expense &amp; Cost</b>		
7270 OFFICE SUPPLIE	2,147	0
7280 PRINTG/BINDG	1,417	0
7300 POSTAGE	2,401	0
7390 OPERATNL SUPPL	1,930	0
8030 AUDIT FEES	0	0
8080 SERVICE CONTRAC	0	14,500
8080 USER FEE	0	0
8300 MEMBERSHIPS	363	0
8310 DATA PROCESSG	7,013	0
8500 TELEPHONE	1,159	0
8600 TRAVEL-MILEAGE	208	0
8610 CONFERENCES	1,035	0
9300 EQUIPMENT R&M	263	0
9400 EQUIPMT RENTAL	303	0
9560 EMPL TRAINING	354	0
<b>Departmental Totals</b>		
Total Expenditures	143,323	14,500
<b>Deductions</b>		
Total Deductions	0	0
<b>Cost Adjustments</b>		
6760 REIMBURSEMENTS	( 623)	0
<b>Functional Cost</b>		
	142,700	14,500



**Ottawa County, Michigan**  
**Indirect Cost Allocation Plan - Allocated Costs**  
**Based on the Year Ended December 31, 2009**  
**Schedule .3 - Costs Allocated By Activity**  
**For Department 1010-2010 FISCAL SVC**

	PURCHASING	COST PLAN
Allocation Step 1		
Inbound- All Others	2,499	0
Reallocate Admin Costs	984	0
1st Allocation	146,183	14,500
Allocation Step 2		
Inbound- 02530 1010-2530 TREASURER	0	0
Inbound- All Others	12,048	0
2nd Allocation	12,048	0
Total For 02010 1010-2010		
Total Allocated	158,231	14,500



**Ottawa County, Michigan**  
**Indirect Cost Allocation Plan - Allocated Costs**  
**Based on the Year Ended December 31, 2009**  
**Schedule .4 - Detail Activity Allocations**  
**For Department 1010-2010 FISCAL SVC**

Activity - ACCOUNT PAYABLE	Receiving Department	Allocation Units	Allocation Percentage	Gross Allocation	Direct Billed	Allocation Step1	Allocation Step2	Total Allocation
1010-1010 BOC		719	0.3870	970		970	80	1,050
1010-1290 TAX ALLOC		32	0.0172	43		43	4	47
1010-1310 CIR CT		3,873	2.0845	5,224		5,224	433	5,657
1010-1360 DIST CT		5,468	2.9430	7,376		7,376	611	7,987
1010-1380 CIR STRAT		22	0.0118	30		30	2	32
1010-1480 PROB CT		1,713	0.9220	2,311		2,311	192	2,503
1010-1490 JUV CT		1,202	0.6469	1,621		1,621	134	1,755
1010-1492 JUV INCENT		32	0.0172	43		43	4	47
1010-1520 ADULT PROB		326	0.1755	440		440	36	476
1010-1660 FAM COUNSL		152	0.0818	205		205	17	222
1010-1670 JURY COMM		20	0.0108	27		27	2	29
1010-1910 ELECTIONS		539	0.2901	727		727	60	787
1010-2010 FISCAL SVC		1,105	0.5947	1,490		1,490		1,490
1010-2100 CORP COUNS		752	0.4047	1,014		1,014	84	1,098
1010-2150 CLERK		1,602	0.8622	2,161		2,161	179	2,340
1010-2230 ADMINISTR		866	0.4661	1,168		1,168	97	1,265
1010-2250 EQUALIZATN		834	0.4489	1,125		1,125	93	1,218
1010-2260 HUMAN RESC		1,421	0.7648	1,917		1,917	159	2,076
1010-2290 PROS ATTY		2,862	1.5404	3,860		3,860	320	4,180
1010-2360 REG DEEDS		930	0.5005	1,254		1,254	104	1,358
1010-2450 SURV REMON		682	0.3671	920		920	76	996
1010-2470 PLAT BOARD		111	0.0597	150		150	12	162
1010-2530 TREASURER		956	0.5145	1,290		1,290	107	1,397
1010-2570 COOP EXT		1,175	0.6324	1,585		1,585	131	1,716
1010-2590 GIS		739	0.3977	997		997	83	1,080
1010-2610 BLDG AUTH		9	0.0048	12		12	1	13
1010-2651 HUDSONVLL		749	0.4031	1,010		1,010	84	1,094
1010-2652 HOLLAND HS		856	0.4607	1,155		1,155	96	1,251
1010-2653 FULTON		648	0.3488	874		874	72	946
1010-2654 GR HAVEN		1,028	0.5533	1,387		1,387	115	1,502



**Ottawa County, Michigan**  
**Indirect Cost Allocation Plan - Allocated Costs**  
**Based on the Year Ended December 31, 2009**  
**Schedule .4 - Detail Activity Allocations**  
**For Department 1010-2010 FISCAL SVC**

Receiving Department	Allocation Units	Allocation Percentage	Gross Allocation	Direct Billed	Allocation Step1	Allocation Step2	Total Allocation
1010-2665 HOLL HTL	908	0.4887	1,225		1,225	102	1,327
1010-2656 DC FACIL	838	0.4510	1,130		1,130	94	1,224
1010-2658 HEALTH	647	0.3482	873		873	72	945
1010-2659 CMH	857	0.4613	1,156		1,156	96	1,252
1010-2660 COOPERSVL	630	0.3391	850		850	70	920
1010-2661 EMERG SVCS	40	0.0215	54		54	4	58
1010-2664 4TH & CLIN	595	0.3202	803		803	67	870
1010-2665 JUV SVCS	1,218	0.6556	1,643		1,643	136	1,779
1010-2667 ADM ANNEX	1,511	0.8132	2,038		2,038	169	2,207
1010-2668 FIA BLDG	894	0.4812	1,206		1,206	100	1,306
1010-2750 DRAIN COMM	989	0.5323	1,334		1,334	111	1,445
1010-2800 SOIL/WATER	6	0.0032	8		8	1	9
1010-3020 SHERIFF	4,093	2.2029	5,521		5,521	458	5,979
1010-3100 WEMET	641	0.3450	865		865	72	937
1010-3113 COPS HOLLN	557	0.2998	751		751	62	813
1010-3119 COOPERSVL	766	0.4123	1,033		1,033	86	1,119
1010-3120 HUDSONVILL	756	0.4069	1,020		1,020	85	1,105
1010-3160 SCAT	49	0.0264	66		66	5	71
1010-3170 BLENDON/H	562	0.3025	758		758	63	821
1010-3200 SHER TRAING	94	0.0506	127		127	11	138
1010-3250 CENT DISP	6	0.0032	8		8	1	9
1010-3310 MARINE	986	0.5307	1,330		1,330	110	1,440
1010-3510 JAIL	1,938	1.0431	2,614		2,614	217	2,831
1010-4260 EMERG SVCS	963	0.5183	1,299		1,299	108	1,407
1010-4262 SOLUTION	618	0.3326	834		834	69	903
1010-4263 HAZ-MAT	804	0.4327	1,084		1,084	90	1,174
1010-4300 ANIMAL	684	0.3681	923		923	76	999
1010-4450 DRAIN ASSMT	35	0.0188	47		47	4	51
1010-6039 JAIL HEALTH	571	0.3073	770		770	64	834
1010-6300 SUB ABUSE	96	0.0517	129		129	11	140



**Ottawa County, Michigan**  
**Indirect Cost Allocation Plan - Allocated Costs**  
**Based on the Year Ended December 31, 2009**  
**Schedule .4 - Detail Activity Allocations**  
**For Department 1010-2010 FISCAL SVC**

Activity - ACCOUNT PAYABLE	Receiving Department	Allocation Units	Allocation Percentage	Gross Allocation	Direct Billed	Allocation Step1	Allocation Step2	Total Allocation
	1010-6480 MED EXAMR	1,137	0.6120	1,534		1,534	127	1,661
	1010-6810 VET BURIAL	174	0.0937	235		235	19	254
	1010-7211 PLAN/GRANT	1,023	0.5506	1,380		1,380	114	1,494
	1010-8650 INSURANCE	15	0.0081	20		20	2	22
	2010 ROAD COMM	57	0.0307	77		77	6	83
	2081-7510 PARKS	3,767	2.0275	5,081		5,081	421	5,502
	2160 FOC	2,237	1.2040	3,017		3,017	250	3,267
	2170 JUDICIAL GRANTS	2,041	1.0985	2,753		2,753	228	2,981
	2210-ALL HEALTH	23,034	12.3973	31,069		31,069	2,576	33,645
	2220-649 MH	39,749	21.3935	53,607		53,607	4,445	58,052
	2271 LANDFILL	32	0.0172	43		43	4	47
	2272 LF TIPPING	1,142	0.6146	1,540		1,540	128	1,668
	2320 TRANSPORTN	12	0.0065	16		16	1	17
	2420 PLANG COMM	172	0.0926	232		232	19	251
	2444 INFRASTRUCTR	3	0.0016	4		4		4
	2450 PUBLIC IMP	33	0.0178	45		45	4	49
	2560 ROD AUTOMT	105	0.0565	142		142	12	154
	2601 PROS ATT GRANT	610	0.3283	823		823	68	891
	2602 WEMET	522	0.2810	704		704	58	762
	2609 COPS FAST	1,637	0.8811	2,208		2,208	183	2,391
	2610 COMM POLICE	11,534	6.2078	15,558		15,558	1,290	16,848
	2661 ROAD PATROL	820	0.4413	1,106		1,106	92	1,198
	2690 LAW LIBRARY	112	0.0603	151		151	13	164
	2740 WIA ADM	1,026	0.5522	1,384		1,384	115	1,499
	2741-7431 WIA ADM	228	0.1227	308		308	25	333
	2741-7463 WIA PROG	1,195	0.6432	1,612		1,612	134	1,746
	2741-7464 WIA PROG	1,197	0.6442	1,615		1,615	134	1,749
	2742-7433 WIA PROG	1,258	0.6771	1,697		1,697	141	1,838
	2743-7430 WIA PROG	2	0.0011	3		3		3
	2743-7431 WIA ADM	1,247	0.6712	1,682		1,682	139	1,821





**Ottawa County, Michigan**  
**Indirect Cost Allocation Plan - Allocated Costs**  
**Based on the Year Ended December 31, 2009**  
**Schedule .4 - Detail Activity Allocations**  
**For Department 1010-2010 FISCAL SVC**

Activity - ACCOUNT PAYABLE	Receiving Department	Allocation Units	Allocation Percentage	Gross Allocation	Direct Billed	Allocation Step1	Allocation Step2	Total Allocation
	2743-7433 WIA PROG	1,622	0.8730	2,188		2,188	181	2,369
	2743-7455 WIA PROG	105	0.0565	142		142	12	154
	2743-7460 WIA PROG	1,344	0.7234	1,813		1,813	150	1,963
	2743-7475 WIA PROG	177	0.0953	239		239	20	259
	2743-7489 WIA PROG	12	0.0065	16		16	1	17
	2743-7491 WIA PROG	25	0.0135	34		34	3	37
	2744-7296 WIA PROG	46	0.0248	62		62	5	67
	2744-7441 WIA PROG	109	0.0587	147		147	12	159
	2744-7479 WIA PROG	646	0.3477	871		871	72	943
	2744-7484 WIA PROG	147	0.0791	198		198	16	214
	2744-7486 WIA PROG	44	0.0237	59		59	5	64
	2748-5880 WIA PROG	17	0.0092	23		23	2	25
	2748-7430 WIA PROG	42	0.0226	57		57	5	62
	2748-7431 WIA ADM	88	0.0474	119		119	10	129
	2748-7433 WIA PROG	429	0.2309	579		579	48	627
	2748-7438 WIA PROG	1,607	0.8649	2,168		2,168	180	2,348
	2748-7439 WIA PROG	369	0.1986	498		498	41	539
	2748-7445 WIA PROG	357	0.1921	482		482	40	522
	2748-7484 WIA PROG	716	0.3854	966		966	80	1,046
	2749-7486 WIA PROG	99	0.0533	134		134	11	145
	2750 GRANT PASSTHRU	548	0.2949	739		739	61	800
	2800-7480 WIA PROG	351	0.1889	473		473	39	512
	2800-7482 WIA PROG	315	0.1695	425		425	35	460
	2810 FED EMG MGMT	125	0.0673	169		169	14	183
	2850 COMM CORRECTNS	1,073	0.5775	1,447		1,447	120	1,567
	2870-7293 COMM ACTN	1,223	0.6582	1,650		1,650	137	1,787
	2870-7294 COMM ACTN	168	0.0904	227		227	19	246
	2870-7295 COMM ACTN	91	0.0490	123		123	10	133
	2870-7471 ADMIN	879	0.4731	1,186		1,186	98	1,284
	2870-7472 COMM ACTN	1,325	0.7131	1,787		1,787	148	1,935



**Ottawa County, Michigan**  
**Indirect Cost Allocation Plan - Allocated Costs**  
**Based on the Year Ended December 31, 2009**  
**Schedule 4 - Detail Activity Allocations**  
**For Department 1010-2010 FISCAL SVC**

Activity - ACCOUNT PAYABLE	Receiving Department	Allocation Units	Allocation Percentage	Gross Allocation	Direct Billed	Allocation Step1	Allocation Step2	Total Allocation
	2870-7473 COMM ACTN	122	0.0657	165		165	14	179
	2870-7483 COMM ACTN	325	0.1749	438		438	36	474
	2870-7485 COMM ACTN	467	0.2513	630		630	52	682
	2870-7487 COMM ACTN	189	0.1017	255		255	21	276
	2870-7488 COMM ACTN	512	0.2756	691		691	57	748
	2890-7291 WEATH ADM	568	0.3057	766		766	64	830
	2890-7292 WEATHERIZ	988	0.5318	1,333		1,333	110	1,443
	2890-7293 WEATHERIZ	55	0.0296	74		74	6	80
	2890-7494 WEATHERIZ	293	0.1577	395		395	33	428
	2890-7295 WEATH ADM	271	0.1459	366		366	30	396
	2890-7296 WEATHERIZ	398	0.2142	537		537	45	582
	2890-7297 WEATHERIZ	443	0.2384	598		598	50	648
	2890-7298 WEATHERIZ	488	0.2627	658		658	55	713
	2890-7299 WEATHERIZ	77	0.0414	104		104	9	113
	2900 DEPT HUMAN SVC	336	0.1808	453		453	38	491
	2920 6620 DETENTION	1,527	0.8219	2,060		2,060	171	2,231
	2920 6621 PLACEMENT	630	0.3391	850		850	70	920
	2920 6622 INTEN SUP	731	0.3934	986		986	82	1,068
	2920 6623 TREATMENT	1,026	0.5522	1,384		1,384	115	1,499
	2920 6624 COMM INTR	1,130	0.6082	1,524		1,524	126	1,650
	2921 CC SOC SVCS	6	0.0032	8		8	1	9
	2930 SOLDIER/SAILOR	101	0.0544	136		136	11	147
	2940 VETS TRUST	56	0.0301	76		76	6	82
	2980 COMPENS ABSENS	21	0.0113	28		28	2	30
	3650 WS B&I	29	0.0156	39		39	3	42
	4650 WS PROJECT	42	0.0226	57		57	5	62
	5160 DEL TAX	99	0.0533	134		134	11	145
	5691 BA CDA	4	0.0022	5		5	5	5
	5692 PROB CT/JAIL	6	0.0032	8		8	8	9
	5693 JAIL/ADM	3	0.0016	4		4	4	4



**Ottawa County, Michigan**  
**Indirect Cost Allocation Plan - Allocated Costs**  
**Based on the Year Ended December 31, 2009**  
**Schedule .4 - Detail Activity Allocations**  
**For Department 1010-2010 FISCAL SVC**

Receiving Department	Activity - ACCOUNT PAYABLE	Allocation Units	Allocation Percentage	Gross Allocation	Direct Billed	Allocation Step1	Allocation Step2	Total Allocation
5695 G HAV/W OLIV		355	0.1911	479		479	40	519
6360 INFO TECH		1,383	0.7444	1,865		1,865	155	2,020
6450 DUPLICATN		682	0.3671	920		920	76	996
6550 TELECOMM		969	0.5215	1,307		1,307	108	1,415
6641 EQUIP POOL		631	0.3396	851		851	71	922
6770-8690 LIAB		653	0.3515	881		881	73	954
6770-8710 WC		617	0.3321	832		832	69	901
6771-8520 HEALTH		825	0.4440	1,113		1,113	92	1,205
6771-8540 DENTAL		660	0.3552	890		890	74	964
6771-8550 VISION		602	0.3240	812		812	67	879
6772 UNEMPLOYMT		730	0.3929	985		985	82	1,067
6775 LTD		564	0.3036	761		761	63	824
8010 DRAIN #6		834	0.4489	1,125		1,125	93	1,218
8200 CHAPT 20		112	0.0603	151		151	13	164
8300 BLISS 20		45	0.0242	61		61	5	66
OTHER		198	0.1066	267		267	22	289
SubTotal		185,798	100.0000	250,614		250,614	20,652	271,266
TOTAL		185,798	100.0000	250,614		250,614	20,652	271,266

Allocation Basis: EXPENDITURE TRANSACTIONS POSTED BY BENEFITTING DEPT

Allocation Source: GENERAL LEDGER DETAIL



**Ottawa County, Michigan**  
**Indirect Cost Allocation Plan - Allocated Costs**  
**Based on the Year Ended December 31, 2009**  
**Schedule 4 - Detail Activity Allocations**  
**For Department 1010-2010 FISCAL SVC**

Activity - GL BUDGET AUDIT

Receiving Department	Allocation Units	Allocation Percentage	Gross Allocation	Direct Billed	Allocation Step1	Allocation Step2	Total Allocation
1010-1010 BOC	798	0.1506	1,191		1,191	89	1,280
1010-1290 TAX ALLOC	32	0.0060	48		48	4	52
1010-1310 CIR CT	5,847	1.1034	8,730		8,730	651	9,381
1010-1360 DIST CT	97,761	18.4479	145,966		145,966	10,883	156,849
1010-1380 CIR STRAT	40	0.0075	60		60	4	64
1010-1480 PROB CT	3,980	0.7510	5,943		5,943	443	6,386
1010-1490 JUV CT	2,789	0.5263	4,164		4,164	310	4,474
1010-1492 JUV INCENT	44	0.0083	66		66	5	71
1010-1520 ADULT PROB	326	0.0615	487		487	36	523
1010-1660 FAM COUNSL	1,720	0.3246	2,568		2,568	191	2,759
1010-1670 JURY COMM	20	0.0038	30		30	2	32
1010-1910 ELECTIONS	552	0.1042	824		824	61	885
1010-2010 FISCAL SVC	5,034	0.9499	7,516		7,516		7,516
1010-2100 CORP COUNS	752	0.1419	1,123		1,123	84	1,207
1010-2160 CLERK	37,394	7.0564	55,833		55,833	4,163	59,996
1010-2230 ADMINISTR	866	0.1634	1,293		1,293	96	1,389
1010-2250 EQUALIZATN	841	0.1587	1,256		1,256	94	1,350
1010-2260 HUMAN RESC	1,421	0.2681	2,122		2,122	158	2,280
1010-2290 PROS ATTY	3,695	0.6973	5,517		5,517	411	5,928
1010-2360 REG DEEDS	110,351	20.8243	164,760		164,760	12,292	177,052
1010-2450 SURV REMON	689	0.1300	1,029		1,029	77	1,106
1010-2470 PLAT BOARD	111	0.0209	166		166	12	178
1010-2530 TREASURER	12,541	2.3665	18,725		18,725	1,396	20,121
1010-2570 COOP EXT	1,194	0.2253	1,783		1,783	133	1,916
1010-2590 GIS	1,293	0.2440	1,931		1,931	144	2,075
1010-2610 BLDG AUTH	9	0.0017	13		13	1	14
1010-2651 HUDSONVLL	773	0.1459	1,154		1,154	86	1,240
1010-2652 HOLLAND HS	868	0.1638	1,296		1,296	97	1,393
1010-2653 FULTON	660	0.1245	985		985	73	1,058
1010-2654 GR HAVEN	1,034	0.1951	1,544		1,544	115	1,659



**Ottawa County, Michigan**  
**Indirect Cost Allocation Plan - Allocated Costs**  
**Based on the Year Ended December 31, 2009**  
**Schedule 4 - Detail Activity Allocations**  
**For Department 1010-2010 FISCAL SVC**

Receiving Department	Allocation Units	Allocation Percentage	Gross Allocation	Direct Billed	Allocation Step1	Allocation Step2	Total Allocation
Activity - GL BUDGET AUDIT							
1010-2655 HOLL HTL	944	0.1781	1,409		1,409	105	1,514
1010-2656 DC FACIL	838	0.1581	1,251		1,251	93	1,344
1010-2658 HEALTH	659	0.1244	984		984	73	1,057
1010-2659 CMH	869	0.1640	1,297		1,297	97	1,394
1010-2660 COOPERSVL	630	0.1189	941		941	70	1,011
1010-2661 EMERG SVCS	40	0.0075	60		60	4	64
1010-2664 4TH & CLIN	595	0.1123	888		888	66	954
1010-2665 JUV SVCS	1,230	0.2321	1,837		1,837	137	1,974
1010-2667 ADM ANNEX	1,657	0.3127	2,474		2,474	184	2,658
1010-2668 FIA BLDG	930	0.1755	1,389		1,389	104	1,493
1010-2750 DRAIN COMM	1,023	0.1930	1,527		1,527	114	1,641
1010-2800 SOIL/WATER	6	0.0011	9		9	1	10
1010-3020 SHERIFF	11,101	2.0948	16,575		16,575	1,236	17,811
1010-3100 WEMET	644	0.1215	962		962	72	1,034
1010-3113 COPS HOLLN	603	0.1138	900		900	67	967
1010-3119 COOPERSVIL	785	0.1481	1,172		1,172	87	1,259
1010-3120 HUDSONVILL	774	0.1461	1,156		1,156	86	1,242
1010-3160 SCAT	49	0.0092	73		73	5	78
1010-3170 BLENDONVH	580	0.1094	866		866	65	931
1010-3200 SHER TRAIAG	98	0.0185	146		146	11	157
1010-3250 CENT DISP	594	0.1121	887		887	66	953
1010-3310 MARINE	1,029	0.1942	1,536		1,536	115	1,651
1010-3510 JAIL	2,380	0.4491	3,554		3,554	265	3,819
1010-4260 EMERG SVCS	996	0.1879	1,487		1,487	111	1,598
1010-4262 SOLUTION	645	0.1217	963		963	72	1,035
1010-4263 HAZ-MAT	859	0.1621	1,283		1,283	96	1,379
1010-4300 ANIMAL	684	0.1291	1,021		1,021	76	1,097
1010-4450 DRAIN ASSMT	35	0.0066	52		52	4	56
1010-6039 JAIL HEALTH	1,193	0.2251	1,781		1,781	133	1,914
1010-6300 SUB ABUSE	99	0.0187	148		148	11	159



Activity - GL BUDGET AUDIT

Receiving Department	Allocation Units	Allocation Percentage	Gross Allocation	Direct Billed	Allocation Step1	Allocation Step2	Total Allocation
1010-6480 MED EXAMR	1,378	0.2600	2,057		2,057	153	2,210
1010-6810 VET BURIAL	174	0.0328	260		260	19	279
1010-8650 INSURANCE	1,032	0.1947	1,541		1,541	115	1,656
2010 ROAD COMM	169	0.0319	252		252	19	271
2081-7510 PARKS	4,654	0.8782	6,949		6,949	518	7,467
2160 FOC	3,587	0.6769	5,356		5,356	399	5,755
2170 JUDICIAL GRANTS	2,086	0.3936	3,115		3,115	232	3,347
2210-ALL HEALTH	26,646	5.0282	39,765		39,785	2,966	42,751
2220-649 MH	46,302	8.7374	69,133		69,133	5,155	74,288
2271 LANDFILL	33	0.0062	49		49	4	53
2272 LF TIPPING	1,263	0.2383	1,886		1,886	141	2,027
2320 TRANSPORTN	20	0.0038	30		30	2	32
2420 PLANG COMM	175	0.0330	261		261	19	280
2444 INFRASTRUCTR	47	0.0089	70		70	5	75
2450 PUBLIC IMP	164	0.0309	245		245	18	263
2560 ROD AUTOMT	49,371	9.3165	73,716		73,716	5,496	79,212
2601 PROS ATT GRANT	627	0.1183	936		936	70	1,006
2602 WEMET	875	0.1651	1,306		1,306	97	1,403
2609 COPS FAST	1,686	0.3182	2,517		2,517	188	2,705
2610 COMM POLICE	11,993	2.2631	17,907		17,907	1,335	19,242
2661 ROAD PATROL	827	0.1561	1,235		1,235	92	1,327
2690 LAW LIBRARY	115	0.0217	172		172	13	185
2740 WIA ADM	1,051	0.1983	1,569		1,569	117	1,686
2741-7430 WIA PROG	35	0.0066	52		52	4	56
2741-7431 WIA ADM	237	0.0447	354		354	26	380
2741-7463 WIA PROG	1,195	0.2255	1,784		1,784	133	1,917
2741-7464 WIA PROG	1,197	0.2259	1,787		1,787	133	1,920
2742-7433 WIA PROG	1,289	0.2432	1,925		1,925	143	2,068
2743-7430 WIA PROG	28	0.0053	42		42	3	45
2743-7431 WIA ADM	1,351	0.2549	2,017		2,017	150	2,167



**Ottawa County, Michigan**  
**Indirect Cost Allocation Plan - Allocated Costs**  
**Based on the Year Ended December 31, 2009**  
**Schedule .4 - Detail Activity Allocations**  
**For Department 1010-2010 FISCAL SVC**

Receiving Department	Allocation Units	Allocation Percentage	Gross Allocation	Direct Billed	Allocation Step1	Allocation Step2	Total Allocation
Activity - GL BUDGET AUDIT							
2743-7433 WIA PROG	1,622	0.3061	2,422		2,422	181	2,603
2743-7455 WIA PROG	112	0.0211	167		167	12	179
2743-7460 WIA PROG	1,367	0.2580	2,041		2,041	152	2,193
2743-7475 WIA PROG	181	0.0342	270		270	20	290
2743-7489 WIA PROG	12	0.0023	18		18	1	19
2743-7491 WIA PROG	38	0.0072	57		57	4	61
2744-7296 WIA PROG	52	0.0098	78		78	6	84
2744-7431 WIA ADM	2	0.0004	3		3		3
2744-7441 WIA PROG	117	0.0221	175		175	13	188
2744-7479 WIA PROG	677	0.1278	1,011		1,011	75	1,086
2744-7484 WIA PROG	161	0.0304	240		240	18	258
2744-7486 WIA PROG	47	0.0089	70		70	5	75
2748-5880 WIA PROG	30	0.0057	45		45	3	48
2748-7430 WIA PROG	77	0.0145	115		115	9	124
2748-7431 WIA ADM	152	0.0287	227		227	17	244
2748-7433 WIA PROG	441	0.0832	658		658	49	707
2748-7438 WIA PROG	1,636	0.3087	2,443		2,443	182	2,625
2748-7439 WIA PROG	377	0.0711	563		563	42	605
2748-7445 WIA PROG	374	0.0706	558		558	42	600
2748-7484 WIA PROG	730	0.1378	1,090		1,090	81	1,171
2749-7486 WIA PROG	101	0.0191	151		151	11	162
2750 GRANT PASSTHRU	573	0.1081	856		856	64	920
2800-7480 WIA PROG	362	0.0683	541		541	40	581
2800-7482 WIA PROG	320	0.0604	478		478	36	514
2810 FED EMG MGMT	129	0.0243	193		193	14	207
2850 COMM CORRECTNS	3,212	0.6061	4,796		4,796	358	5,154
2870-7293 COMM ACTN	1,229	0.2319	1,835		1,835	137	1,972
2870-7294 COMM ACTN	168	0.0317	251		251	19	270
2870-7295 COMM ACTN	93	0.0175	139		139	10	149
2870-7270 COMM ACTN	52	0.0098	78		78	6	84



**Ottawa County, Michigan  
Indirect Cost Allocation Plan - Allocated Costs  
Based on the Year Ended December 31, 2009  
Schedule .4 - Detail Activity Allocations  
For Department 1010-2010 FISCAL SVC**

Activity - GL BUDGET AUDIT

Receiving Department	Allocation Units	Allocation Percentage	Gross Allocation	Direct Billed	Allocation Step1	Allocation Step2	Total Allocation
2870-7471 ADMIN	879	0.1659	1,312		1,312	98	1,410
2870-7472 COMM ACTN	1,325	0.2500	1,978		1,978	148	2,126
2870-7473 COMM ACTN	122	0.0230	182		182	14	196
2870-7483 COMM ACTN	332	0.0627	496		496	37	533
2870-7485 COMM ACTN	478	0.0902	714		714	53	767
2870-7487 COMM ACTN	201	0.0379	300		300	22	322
2870-7488 COMM ACTN	523	0.0987	781		781	58	839
2890-7291 WEATH ADM	579	0.1093	865		865	64	929
2890-7292 WEATHERIZ	988	0.1864	1,475		1,475	110	1,585
2890-7293 WEATHERIZ	55	0.0104	82		82	6	88
2890-7494 WEATHERIZ	295	0.0557	440		440	33	473
2890-7295 WEATH ADM	283	0.0534	423		423	32	455
2890-7296 WEATHERIZ	398	0.0751	594		594	44	638
2890-7297 WEATHERIZ	446	0.0842	666		666	50	716
2890-7298 WEATHERIZ	488	0.0921	729		729	54	783
2890-7299 WEATHERIZ	77	0.0145	115		115	9	124
2900 DEPT HUMAN SVC	430	0.0811	642		642	48	690
2920 6620 DETENTION	2,697	0.5089	4,027		4,027	300	4,327
2920 6621 PLACEMENT	630	0.1189	941		941	70	1,011
2920 6622 INTEN SUP	731	0.1379	1,091		1,091	81	1,172
2920 6623 TREATMENT	1,026	0.1936	1,532		1,532	114	1,646
2920 6624 COMM INTR	1,130	0.2132	1,687		1,687	126	1,813
2921 CC SOC SVCS	20	0.0038	30		30	2	32
2930 SOLDIER/SAILOR	111	0.0209	166		166	12	178
2940 VETS TRUST	71	0.0134	106		106	8	114
2980 COMPENS ABSENS	25	0.0047	37		37	3	40
3650 WS B&I	99	0.0187	148		148	11	159
4650 WS PROJECT	179	0.0338	267		267	20	287
5160 DEL TAX	2,673	0.5044	3,991		3,991	298	4,289
5691 BA CDA	6	0.0011	9		9	1	10





**Ottawa County, Michigan**  
**Indirect Cost Allocation Plan - Allocated Costs**  
**Based on the Year Ended December 31, 2009**  
**Schedule .4 - Detail Activity Allocations**  
**For Department 1010-2010 FISCAL SVC**

Activity - GL BUDGET AUDIT

Receiving Department	Allocation Units	Allocation Percentage	Gross Allocation	Direct Billed	Allocation Step1	Allocation Step2	Total Allocation
5692 PROB CT/JAIL	9	0.0017	13		13	1	14
5693 JAIL/ADM	8	0.0015	12		12	1	13
5695 G HAV/WOLIV	379	0.0715	566		566	42	608
6360 INFO TECH	1,976	0.3729	2,950		2,950	220	3,170
6450 DUPLICATN	911	0.1719	1,360		1,360	101	1,461
6550 TELECOMM	1,057	0.1995	1,578		1,578	118	1,696
6641 EQUIP POOL	1,437	0.2712	2,146		2,146	160	2,306
6770-8690 LIAB	697	0.1315	1,041		1,041	78	1,119
6770-8710 WC	645	0.1217	963		963	72	1,035
6771-8520 HEALTH	924	0.1744	1,380		1,380	103	1,483
6771-8540 DENTAL	694	0.1310	1,036		1,036	77	1,113
6771-8550 VISION	633	0.1195	945		945	70	1,015
6772 UNEMPLOYMT	758	0.1430	1,132		1,132	84	1,216
6775 LTD	592	0.1117	884		884	66	950
6780 INSUR AUTH	6	0.0011	9		9	1	10
8010 DRAIN #6	1,275	0.2406	1,904		1,904	142	2,046
8200 CHAPT 20	160	0.0302	239		239	18	257
8300 BLISS 20	66	0.0125	99		99	7	106
OTHER	351	0.0662	524		524	39	563
SubTotal	529,930	100.0000	791,235		791,235	58,435	849,670
TOTAL	529,930	100.0000	791,235		791,235	58,435	849,670

Allocation Basis: REVENUE & EXPENDITURE TRANSACTION BY DEPT  
 Allocation Source: GENERAL LEDGER DETAIL

**Ottawa County, Michigan**  
**Indirect Cost Allocation Plan - Allocated Costs**  
**Based on the Year Ended December 31, 2009**  
**Schedule .4 - Detail Activity Allocations**  
**For Department 1010-2010 FISCAL SVC**

**Activity - PAYROLL SERVICE**

Receiving Department	Allocation Units	Allocation Percentage	Gross Allocation	Direct Billed	Allocation Step1	Allocation Step2	Total Allocation
1010-1010 BOC	11.00	1.1632	1,049		1,049	127	1,176
1010-1310 CIR CT	14.75	1.5597	1,407		1,407	170	1,577
1010-1360 DIST CT	54.17	5.7282	5,167		5,167	626	5,793
1010-1480 PROB CT	6.00	0.6345	572		572	69	641
1010-1490 JUV CT	6.00	0.6345	572		572	69	641
1010-1910 ELECTIONS	2.00	0.2115	191		191	23	214
1010-2010 FISCAL SVC	14.30	1.5122	1,364		1,364		1,364
1010-2100 CORP COUNS	1.58	0.1671	151		151	18	169
1010-2150 CLERK	22.00	2.3264	2,098		2,098	254	2,352
1010-2230 ADMINISTR	3.34	0.3532	319		319	39	358
1010-2250 EQUALIZATN	13.50	1.4276	1,288		1,288	156	1,444
1010-2260 HUMAN RESC	4.60	0.4864	439		439	53	492
1010-2290 PROS ATTY	27.10	2.8657	2,585		2,585	313	2,898
1010-2360 REG DEEDS	11.00	1.1632	1,049		1,049	127	1,176
1010-2450 SURV REMON	0.55	0.0582	52		52	6	58
1010-2530 TREASURER	9.45	0.9993	901		901	109	1,010
1010-2570 COOP EXT	4.33	0.4579	413		413	50	463
1010-2590 GIS	5.00	0.5287	477		477	58	535
1010-2651 HUDSONVILL	0.68	0.0719	65		65	8	73
1010-2652 HOLLAND HS	0.97	0.1026	93		93	11	104
1010-2653 FULTON	0.40	0.0423	38		38	5	43
1010-2654 GR HAVEN	6.69	0.7074	638		638	77	715
1010-2655 HOLL HTL	0.99	0.1047	94		94	11	105
1010-2656 DC FACIL	1.39	0.1470	133		133	16	149
1010-2658 HEALTH	0.38	0.0402	36		36	4	40
1010-2659 CMH	1.04	0.1100	99		99	12	111
1010-2660 COOPERSVL	0.35	0.0370	33		33	4	37
1010-2664 4TH & CLIN	0.29	0.0307	28		28	3	31
1010-2665 JUV SVCS	4.91	0.5192	468		468	57	525
1010-2667 ADM ANNEX	6.21	0.6567	592		592	72	664



**Ottawa County, Michigan**  
**Indirect Cost Allocation Plan - Allocated Costs**  
**Based on the Year Ended December 31, 2009**  
**Schedule 4 - Detail Activity Allocations**  
**For Department 1010-2010 FISCAL SVC**

Activity - PAYROLL SERVICE

Receiving Department	Allocation Units	Allocation Percentage	Gross Allocation	Direct Billed	Allocation Step1	Allocation Step2	Total Allocation
1010-2668 FIA BLDG	1.56	0.1650	149		149	18	167
1010-2750 DRAIN COMM	7.00	0.7402	668		668	81	749
1010-3020 SHERIFF	70.95	7.5026	6,767		6,767	820	7,587
1010-3100 WEMET	6.00	0.6345	572		572	69	641
1010-3113 COPS HOLLN	1.00	0.1057	95		95	12	107
1010-3119 COOPERSVIL	5.00	0.5287	477		477	58	535
1010-3120 HUDSONVILL	6.00	0.6345	572		572	69	641
1010-3170 BLENDON/H	1.00	0.1057	95		95	12	107
1010-3310 MARINE	0.75	0.0793	72		72	9	81
1010-3510 JAIL	77.00	8.1424	7,344		7,344	890	8,234
1010-4260 EMERG SVCS	2.10	0.2221	200		200	24	224
1010-4263 HAZ-MAT	0.40	0.0423	38		38	5	43
1010-4300 ANIMAL	3.00	0.3172	286		286	35	321
1010-7211 PLAN/GRANT	6.95	0.7349	663		663	80	743
2081-7510 PARKS	15.00	1.5862	1,431		1,431	173	1,604
2160 FOC	36.13	3.8206	3,446		3,446	417	3,863
2170 JUDICIAL GRANTS	6.00	0.6345	572		572	69	641
2210-ALL HEALTH	92.38	9.7687	8,811		8,811	1,067	9,878
2220-649 MH	190.55	20.1491	18,171		18,171	2,200	20,371
2272 LF TIPPING	4.72	0.4991	450		450	55	505
2601 PROS ATT GRANT	3.00	0.3172	286		286	35	321
2609 COPS FAST	1.00	0.1057	95		95	12	107
2610 COMM POLICE	43.00	4.5470	4,101		4,101	497	4,598
2661 ROAD PATROL	3.00	0.3172	286		286	35	321
2740 WIA ADM	3.75	0.3965	358		358	43	401
2741-7431 WIA ADM	0.01	0.0011	1		1		1
2741-7463 WIA PROG	0.81	0.0857	77		77	9	86
2741-7464 WIA PROG	1.82	0.1925	174		174	21	195
2742-7433 WIA PROG	1.15	0.1216	110		110	13	123
2743-7431 WIA ADM	0.35	0.0370	33		33	4	37



**Ottawa County, Michigan**  
**Indirect Cost Allocation Plan - Allocated Costs**  
**Based on the Year Ended December 31, 2009**  
**Schedule 4 - Detail Activity Allocations**  
**For Department 1010-2010 FISCAL SVC**

**Activity - PAYROLL SERVICE**

Receiving Department	Allocation Units	Allocation Percentage	Gross Allocation	Direct Billed	Allocation Step1	Allocation Step2	Total Allocation
2743-7433 WIA PROG	3.03	0.3204	289		289	35	324
2743-7460 WIA PROG	0.59	0.0624	56		56	7	63
2743-7475 WIA PROG	0.08	0.0085	8		8	1	9
2744-7441 WIA PROG	0.01	0.0011	1		1		1
2744-7479 WIA PROG	0.15	0.0159	14		14	2	16
2744-7484 WIA PROG	0.01	0.0011	1		1		1
2744-7486 WIA PROG	0.01	0.0011	1		1		1
2748-7433 WIA PROG	0.22	0.0233	21		21	3	24
2748-7438 WIA PROG	1.80	0.1903	172		172	21	193
2748-7439 WIA PROG	0.29	0.0307	28		28	3	31
2748-7445 WIA PROG	0.17	0.0180	16		16	2	18
2748-7484 WIA PROG	2.13	0.2252	203		203	25	228
2750 GRANT PASSTHRU	1.00	0.1057	95		95	12	107
2800-7480 WIA PROG	0.31	0.0328	30		30	4	34
2800-7482 WIA PROG	0.17	0.0180	16		16	2	18
2850 COMM CORRECTNS	9.03	0.9549	861		861	104	965
2870-7293 COMM ACTN	1.28	0.1354	122		122	15	137
2870-7295 COMM ACTN	0.13	0.0137	12		12	2	14
2870-7471 ADMIN	0.97	0.1026	93		93	11	104
2870-7472 COMM ACTN	4.49	0.4748	428		428	52	480
2870-7483 COMM ACTN	0.06	0.0063	6		6	1	7
2870-7485 COMM ACTN	0.52	0.0550	50		50	6	56
2870-7487 COMM ACTN	0.17	0.0180	16		16	2	18
2870-7488 COMM ACTN	0.57	0.0603	54		54	7	61
2870-9990 COMM ACTN	0.42	0.0444	40		40	5	45
2890-7291 WEATH ADM	0.29	0.0307	28		28	3	31
2890-7292 WEATHERIZ	0.86	0.0909	82		82	10	92
2890-7494 WEATHERIZ	0.05	0.0053	5		5	1	6
2890-7295 WEATH ADM	0.03	0.0032	3		3		3
2890-7296 WEATHERIZ	0.10	0.0106	10		10	1	11



**Ottawa County, Michigan**  
**Indirect Cost Allocation Plan - Allocated Costs**  
**Based on the Year Ended December 31, 2009**  
**Schedule .4 - Detail Activity Allocations**  
**For Department 1010-2010 FISCAL SVC**

Receiving Department	Allocation Units	Allocation Percentage	Gross Allocation	Direct Billed	Allocation Step1	Allocation Step2	Total Allocation
Activity - PAYROLL SERVICE							
2890-8990 WEATHERIZ	0.71	0.0751	68		68	8	76
2920 6620 DETENTION	29.65	3.1353	2,828		2,828	343	3,171
2920 6622 INTEN SUP	3.30	0.3490	315		315	38	353
2920 6623 TREATMENT	12.43	1.3144	1,186		1,186	144	1,330
2920 6624 COMM INTR	19.44	2.0557	1,854		1,854	225	2,079
6360 INFO TECH	18.90	1.9986	1,803		1,803	218	2,021
6450 DUPLICATN	0.07	0.0074	7		7	1	8
6550 TELECOMM	1.37	0.1449	131		131	16	147
6641 EQUIP POOL	0.30	0.0317	29		29	3	32
6770-8690 LIAB	1.13	0.1195	108		108	13	121
6770-8710 VWC	0.52	0.0550	50		50	6	56
6771-8520 HEALTH	1.69	0.1787	161		161	20	181
6771-8540 DENTAL	0.24	0.0254	23		23	3	26
6771-8550 VISION	0.24	0.0254	23		23	3	26
6772 UNEMPLOYMT	0.29	0.0307	28		28	3	31
6775 LTD	0.10	0.0106	10		10	1	11
<b>SubTotal</b>	<b>945.67</b>	<b>100.0000</b>	<b>90,196</b>		<b>90,196</b>	<b>10,761</b>	<b>100,957</b>
<b>TOTAL</b>	<b>945.67</b>	<b>100.0000</b>	<b>90,196</b>		<b>90,196</b>	<b>10,761</b>	<b>100,957</b>

Allocation Basis: PERMANENT POSITIONS BY DEPARTMENT  
Allocation Source: FINANCE DEPARTMENT



**Ottawa County, Michigan**  
**Indirect Cost Allocation Plan - Allocated Costs**  
**Based on the Year Ended December 31, 2009**  
**Schedule .4 - Detail Activity Allocations**  
**For Department 1010-2010 FISCAL SVC**

**Activity - PURCHASING**

Receiving Department	Allocation Units	Allocation Percentage	Gross Allocation	Direct Billed	Allocation Step1	Allocation Step2	Total Allocation
1010-1010 BOC	13	0.4080	596		596	50	646
1010-1310 CIR CT	9	0.2825	413		413	34	447
1010-1360 DIST CT	29	0.9102	1,331		1,331	111	1,442
1010-1380 CIR STRAT	3	0.0942	138		138	11	149
1010-1480 PROB CT	5	0.1569	229		229	19	248
1010-1490 JUV CT	51	1.6008	2,340		2,340	194	2,534
1010-1520 ADULT PROB	13	0.4080	596		596	50	646
1010-1910 ELECTIONS	1	0.0314	46		46	4	50
1010-2010 FISCAL SVC	26	0.8161	1,193		1,193	19	1,193
1010-2100 CORP COUNS	5	0.1569	229		229	19	248
1010-2150 CLERK	23	0.7219	1,055		1,055	88	1,143
1010-2230 ADMINISTR	2	0.0628	92		92	8	100
1010-2250 EQUALIZATN	7	0.2197	321		321	27	348
1010-2260 HUMAN RESC	33	1.0358	1,514		1,514	126	1,640
1010-2290 PROS ATTY	30	0.9416	1,376		1,376	114	1,490
1010-2360 REG DEEDS	11	0.3453	505		505	42	547
1010-2450 SURV REMON	29	0.9102	1,331		1,331	111	1,442
1010-2530 TREASURER	21	0.6591	964		964	80	1,044
1010-2570 COOP EXT	70	2.1971	3,212		3,212	267	3,479
1010-2590 GIS	5	0.1569	229		229	19	248
1010-2651 HUDSONVLL	17	0.5336	780		780	65	845
1010-2652 HOLLAND HS	13	0.4080	596		596	50	646
1010-2653 FULTON	13	0.4080	596		596	50	646
1010-2654 GR HAVEN	11	0.3453	505		505	42	547
1010-2655 HOLL HTL	15	0.4708	688		688	57	745
1010-2656 DC FACIL	19	0.5964	872		872	72	944
1010-2658 HEALTH	14	0.4394	642		642	53	695
1010-2659 CMH	14	0.4394	642		642	53	695
1010-2660 COOPERSVL	3	0.0942	138		138	11	149
1010-2665 JUV SVCS	13	0.4080	596		596	50	646

**Ottawa County, Michigan**  
**Indirect Cost Allocation Plan - Allocated Costs**  
**Based on the Year Ended December 31, 2009**  
**Schedule .4 - Detail Activity Allocations**  
**For Department 1010-2010 FISCAL SVC**

Activity - PURCHASING	Receiving Department	Allocation Units	Allocation Percentage	Gross Allocation	Direct Billed	Allocation Step1	Allocation Step2	Total Allocation
	1010-2667 ADMI ANNEX	16	0.5022	734		734	61	795
	1010-2668 FIA BLDG	24	0.7533	1,101		1,101	92	1,193
	1010-2750 DRAIN COMM	5	0.1569	229		229	19	248
	1010-2800 SOIL/WATER	3	0.0942	138		138	11	149
	1010-3020 SHERIFF	51	1.6008	2,340		2,340	194	2,534
	1010-3113 COPS HOLLN	2	0.0628	92		92	8	100
	1010-3119 COOPERSVIL	3	0.0942	138		138	11	149
	1010-3120 HUDSONVILL	3	0.0942	138		138	11	149
	1010-3200 SHER TRANG	3	0.0942	138		138	11	149
	1010-3310 MARINE	20	0.6277	918		918	76	994
	1010-3510 JAIL	115	3.6095	5,277		5,277	438	5,715
	1010-4260 EMERG SVCS	7	0.2197	321		321	27	348
	1010-4263 HAZ-MAT	6	0.1883	275		275	23	298
	1010-4300 ANIMAL	12	0.3766	551		551	46	597
	1010-6039 JAIL HEALTH	10	0.3139	459		459	38	497
	1010-6300 SUB ABUSE	51	1.6008	2,340		2,340	194	2,534
	1010-7211 PLAN/GRANT	85	2.6679	3,900		3,900	324	4,224
	2081-7510 PARKS	211	6.6227	9,681		9,681	804	10,485
	2160 FOC	33	1.0358	1,514		1,514	126	1,640
	2170 JUDICIAL GRANTS	1	0.0314	46		46	4	50
	2210-ALL HEALTH	115	3.6095	5,277		5,277	438	5,715
	2220-649 MH	240	7.5330	11,009		11,009	912	11,921
	2271 LANDFILL	22	0.6905	1,009		1,009	84	1,093
	2272 LF TIPPING	21	0.6591	964		964	80	1,044
	2320 TRANSPORTN	6	0.1883	275		275	23	298
	2450 PUBLIC IMP	26	0.8161	1,193		1,193	99	1,292
	2560 ROD AUTOMT	46	1.4438	2,111		2,111	175	2,286
	2601 PROS ATT GRANT	1	0.0314	46		46	4	50
	2602 WEMET	23	0.7219	1,055		1,055	88	1,143
	2609 COPS FAST	10	0.3139	459		459	38	497



**Ottawa County, Michigan**  
**Indirect Cost Allocation Plan - Allocated Costs**  
**Based on the Year Ended December 31, 2009**  
**Schedule .4 - Detail Activity Allocations**  
**For Department 1010-2010 FISCAL SVC**

Receiving Department	Allocation Units	Allocation Percentage	Gross Allocation	Direct Billed	Allocation Step1	Allocation Step2	Total Allocation
Activity - PURCHASING							
2610 COMM POLICE	43	1.3497	1,973		1,973	164	2,137
2661 ROAD PATROL	3	0.0942	138		138	11	149
2690 LAW LIBRARY	10	0.3139	459		459	38	497
2740 WIA ADM	17	0.5336	780		780	65	845
2741-7431 WIA ADM	4	0.1255	184		184	15	199
2741-7463 WIA PROG	72	2.2599	3,304		3,304	275	3,579
2741-7464 WIA PROG	66	2.0716	3,028		3,028	252	3,280
2742-7433 WIA PROG	100	3.1387	4,588		4,588	381	4,969
2743-7431 WIA ADM	63	1.9774	2,891		2,891	240	3,131
2743-7433 WIA PROG	155	4.8650	7,112		7,112	591	7,703
2743-7455 WIA PROG	15	0.4708	688		688	57	745
2743-7460 WIA PROG	47	1.4752	2,156		2,156	179	2,335
2743-7489 WIA PROG	4	0.1255	184		184	15	199
2743-7491 WIA PROG	8	0.2511	367		367	31	398
2744-7441 WIA PROG	30	0.9416	1,376		1,376	114	1,490
2744-7479 WIA PROG	27	0.8475	1,239		1,239	103	1,342
2744-7486 WIA PROG	1	0.0314	46		46	4	50
2748-5880 WIA PROG	11	0.3453	505		505	42	547
2748-7430 WIA PROG	12	0.3766	551		551	46	597
2748-7431 WIA ADM	3	0.0942	138		138	11	149
2748-7433 WIA PROG	54	1.6949	2,478		2,478	206	2,684
2748-7438 WIA PROG	68	2.1343	3,120		3,120	259	3,379
2748-7439 WIA PROG	6	0.1883	275		275	23	298
2748-7445 WIA PROG	9	0.2825	413		413	34	447
2748-7484 WIA PROG	1	0.0314	46		46	4	50
2749-7486 WIA PROG	1	0.0314	46		46	4	50
2750 GRANT PASSTHRU	13	0.4060	596		596	50	646
2800-7480 WIA PROG	6	0.1883	275		275	23	298
2800-7482 WIA PROG	8	0.2511	367		367	31	398
2810 FED EMG MGMT	2	0.0628	92		92	8	100





**Ottawa County, Michigan**  
**Indirect Cost Allocation Plan - Allocated Costs**  
**Based on the Year Ended December 31, 2009**  
**Schedule .4 - Detail Activity Allocations**  
**For Department 1010-2010 FISCAL SVC**

Receiving Department	Activity - PURCHASING	Allocation Units	Allocation Percentage	Gross Allocation	Direct Billed	Allocation Step1	Allocation Step2	Total Allocation
2850 COMM CORRECTNS		29	0.9102	1,331		1,331	111	1,442
2870-7293 COMM ACTN		2	0.0628	92		92	8	100
2870-7471 ADMIN		1	0.0314	46		46	4	50
2870-7472 COMM ACTN		18	0.5650	826		826	69	895
2870-7473 COMM ACTN		2	0.0628	92		92	8	100
2870-7488 COMM ACTN		6	0.1883	275		275	23	298
2890-7292 WEATHERIZ		2	0.0628	92		92	8	100
2890-7494 WEATHERIZ		6	0.1883	275		275	23	298
2890-7298 WEATHERIZ		2	0.0628	92		92	8	100
2890-7299 WEATHERIZ		4	0.1255	184		184	15	199
2900 DEPT HUMAN SVC		43	1.3497	1,973		1,973	164	2,137
2920 6620 DETENTION		28	0.8788	1,285		1,285	107	1,392
2920 6622 INTEN SUP		3	0.0942	138		138	11	149
2920 6623 TREATMENT		1	0.0314	46		46	4	50
2920 6624 COMM INTR		151	4.7395	6,928		6,928	576	7,504
5695 G HAV/W OLIV		193	6.0578	8,855		8,855	736	9,591
6360 INFO TECH		70	2.1971	3,212		3,212	267	3,479
6450 DUPLICATN		15	0.4708	688		688	57	745
6550 TELECOMM		21	0.6591	964		964	80	1,044
6641 EQUIP POOL		13	0.4080	596		596	50	646
6770-8710 WC		9	0.2825	413		413	34	447
6771-8520 HEALTH		2	0.0628	92		92	8	100
6772 UNEMPLOYMT		11	0.3453	505		505	42	547
OTHER		6	0.1883	275		275	23	298
SubTotal		3,186	100.0000	146,183		146,183	12,048	158,231
TOTAL		3,186	100.0000	146,183		146,183	12,048	158,231

Allocation Basis: ENCUMBRANCE TRANSACTIONS  
 Allocation Source: AUDIT SUMMARY REPORT/FINANCE - PURCHASING

**Ottawa County, Michigan**  
**Indirect Cost Allocation Plan - Allocated Costs**  
**Based on the Year Ended December 31, 2009**  
**Schedule .4 - Detail Activity Allocations**  
**For Department 1010-2010 FISCAL SVC**

Activity - COST PLAN	Receiving Department	Allocation Units	Allocation Percentage	Gross Allocation	Direct Billed	Allocation Step1	Allocation Step2	Total Allocation
	1010-2010 FISCAL SVC	23.00	23.0000	3,335		3,335		3,335
	1010-2230 ADMINISTR	17.00	17.0000	2,465		2,465		2,465
	1010-2260 HUMAN RESC	20.00	20.0000	2,900		2,900		2,900
	1010-2530 TREASURER	15.00	15.0000	2,175		2,175		2,175
	1010-2651 HUDSONVLL	1.00	1.0000	145		145		145
	1010-2652 HOLLAND HS	1.00	1.0000	145		145		145
	1010-2653 FULTON	1.00	1.0000	145		145		145
	1010-2654 GR HAVEN	1.00	1.0000	145		145		145
	1010-2655 HOLL HTL	1.00	1.0000	145		145		145
	1010-2656 DC FACIL	1.00	1.0000	145		145		145
	1010-2658 HEALTH	1.00	1.0000	145		145		145
	1010-2659 CMH	1.00	1.0000	145		145		145
	1010-2660 COOPERSVL	1.00	1.0000	145		145		145
	1010-2661 EMERG SVCS	1.00	1.0000	145		145		145
	1010-2664 4TH & CLIN	1.00	1.0000	145		145		145
	1010-2665 JULY SVCS	1.00	1.0000	145		145		145
	1010-2667 ADM ANNEX	10.00	10.0000	1,450		1,450		1,450
	1010-8650 INSURANCE	3.00	3.0000	435		435		435
	SubTotal	100.00	100.0000	14,500		14,500		14,500
	TOTAL	100.00	100.0000	14,500		14,500		14,500

Allocation Basis: PERCENTAGE OF CONSULTANT'S TIME BY CENTRAL SVC DEPT  
 Allocation Source: CONSULTANT'S TIME LOG

**Indirect Cost Allocation Plan - Allocated Costs  
Based on the Year Ended December 31, 2009**

**Schedule .5 - Allocation Summary  
For Department 1010-2010 FISCAL SVC**

Receiving Department	Total	ACCOUNT PAYABLE	GL BUDGET AUDIT	PAYROLL SERVICE	PURCHASING	COST PLAN
1010-1010 BOC	4,152	1,050	1,280	1,176	646	0
1010-1290 TAX ALLOC	99	47	52	0	0	0
1010-1310 CIR CT	17,062	5,657	9,381	1,577	447	0
1010-1360 DIST CT	172,071	7,987	156,849	5,793	1,442	0
1010-1380 CIR STRAT	245	32	64	0	149	0
1010-1480 PROB CT	9,778	2,503	6,386	641	248	0
1010-1490 JUV CT	9,404	1,755	4,474	641	2,534	0
1010-1492 JUV INCENT	118	47	71	0	0	0
1010-1520 ADULT PROB	1,645	476	523	0	646	0
1010-1660 FAM COUNSL	2,981	222	2,759	0	0	0
1010-1670 JURY COMM	61	29	32	0	0	0
1010-1910 ELECTIONS	1,936	787	885	214	50	0
1010-2010 FISCAL SVC	14,898	1,490	7,516	1,364	1,193	3,335
1010-2100 CORP COUNS	2,722	1,098	1,207	169	248	0
1010-2150 CLERK	65,831	2,340	59,996	2,352	1,143	0
1010-2230 ADMINISTR	5,577	1,265	1,389	358	100	2,465
1010-2250 EQUALIZATN	4,360	1,218	1,350	1,444	348	0
1010-2260 HUMAN RESC	9,388	2,076	2,280	492	1,640	2,900
1010-2290 PROS ATTY	14,496	4,180	5,928	2,898	1,490	0
1010-2360 REG DEEDS	180,133	1,358	177,052	1,176	547	0
1010-2450 SURV REMON	3,602	996	1,106	58	1,442	0
1010-2470 PLAT BOARD	340	162	178	0	0	0
1010-2530 TREASURER	25,747	1,397	20,121	1,010	1,044	2,175
1010-2570 COOP EXT	7,574	1,716	1,916	463	3,479	0
1010-2590 GIS	3,938	1,080	2,075	535	248	0
1010-2610 BLDG AUTH	27	13	14	0	0	0
1010-2651 HUDSONVLL	3,397	1,094	1,240	73	845	145
1010-2652 HOLLAND HS	3,539	1,251	1,393	104	646	145
1010-2653 FULTON	2,838	946	1,058	43	646	145
1010-2654 GR HAVEN	4,568	1,502	1,659	715	547	145
1010-2655 HOLL HTL	3,836	1,327	1,514	105	745	145
1010-2656 DC FACIL	3,806	1,224	1,344	149	944	145
1010-2658 HEALTH	2,882	945	1,057	40	695	145



**Indirect Cost Allocation Plan - Allocated Costs  
Based on the Year Ended December 31, 2009  
Schedule .5 - Allocation Summary  
For Department 1010-2010 FISCAL SVC**

Receiving Department	Total	ACCOUNT PAYABLE	GL BUDGET AUDIT	PAYROLL SERVICE	PURCHASING	COST PLAN
1010-2659 CMH	3,597	1,252	1,394	111	685	145
1010-2660 COOPERSVL	2,262	920	1,011	37	149	145
1010-2661 EMERG SVCS	267	58	64	0	0	145
1010-2664 4TH & CLIN	2,000	870	954	31	0	145
1010-2665 JUV SVCS	5,069	1,779	1,974	525	646	145
1010-2667 ADM ANNEX	7,774	2,207	2,658	664	795	1,450
1010-2668 FIA BLDG	4,159	1,306	1,493	167	1,193	0
1010-2750 DRAIN COMM	4,083	1,445	1,641	749	248	0
1010-2800 SOIL/WATER	168	0	10	0	149	0
1010-3020 SHERIFF	33,911	5,979	17,811	7,587	2,534	0
1010-3100 WEMET	2,612	937	1,034	641	0	0
1010-3113 COPS HOLLN	1,987	813	967	107	100	0
1010-3119 COOPERSVL	3,062	1,119	1,259	535	149	0
1010-3120 HUDSONVILL	3,137	1,105	1,242	641	149	0
1010-3160 SCAT	149	71	78	0	0	0
1010-3170 BLENDON/H	1,859	821	931	107	0	0
1010-3200 SHER TRAING	444	138	157	0	149	0
1010-3250 CENT DISP	962	0	953	0	0	0
1010-3310 MARINE	4,166	1,440	1,651	81	994	0
1010-3510 JAIL	20,599	2,831	3,819	8,234	5,715	0
1010-4260 EMERG SVCS	3,577	1,407	1,598	224	348	0
1010-4262 SOLUTION	1,938	903	1,035	0	0	0
1010-4263 HAZ-MAT	2,894	1,174	1,379	43	298	0
1010-4300 ANIMAL	3,014	999	1,097	321	597	0
1010-4450 DRAIN ASSMT	107	51	56	0	0	0
1010-6039 JAIL HEALTH	3,245	834	1,914	0	497	0
1010-6300 SUB ABUSE	2,833	140	159	0	2,534	0
1010-6480 MED EXAMIR	3,871	1,661	2,210	0	0	0
1010-6810 VET BURIAL	533	254	279	0	0	0
1010-7211 PLAN/GRANT	6,461	1,494	0	743	4,224	0
1010-8650 INSURANCE	2,113	22	1,656	0	0	435
2010 ROAD COMM	354	83	271	0	0	0
2081-7510 PARKS	25,058	5,502	7,467	1,604	10,485	0



**Ottawa County, Michigan**  
**Indirect Cost Allocation Plan - Allocated Costs**  
**Based on the Year Ended December 31, 2009**  
**Schedule .5 - Allocation Summary**  
**For Department 1010-2010 FISCAL SVC**

Receiving Department	Total	ACCOUNT PAYABLE	GL BUDGET AUDIT	PAYROLL SERVICE	PURCHASING	COST PLAN
2160 FOC	14,525	3,267	5,755	3,863	1,640	0
2170 JUDICIAL GRANTS	7,019	2,981	3,347	641	50	0
2210-ALL HEALTH	91,989	33,645	42,751	9,878	5,715	0
2220-649 MH	164,632	58,052	74,288	20,371	11,921	0
2271 LANDFILL	1,193	47	53	0	1,093	0
2272 LF TIPPING	5,244	1,668	2,027	505	1,044	0
2320 TRANSPORTN	347	17	32	0	298	0
2420 PLANG COMM	531	251	280	0	0	0
2444 INFRASTRUCTR	79	4	75	0	0	0
2450 PUBLIC IMP	1,604	49	263	0	1,292	0
2560 ROD AUTOMT	81,652	154	79,212	0	2,286	0
2601 PROS ATT GRANT	2,268	891	1,006	321	50	0
2602 WEMET	3,308	762	1,403	0	1,143	0
2609 COPS FAST	5,700	2,391	2,705	107	497	0
2610 COMM POLICE	42,825	16,848	19,242	4,598	2,137	0
2661 ROAD PATROL	2,995	1,198	1,327	321	149	0
2690 LAW LIBRARY	846	164	185	0	497	0
2740 WIA ADM	4,431	1,499	1,686	401	845	0
2741-7430 WIA PROG	56	0	56	0	0	0
2741-7431 WIA ADM	913	333	380	1	199	0
2741-7463 WIA PROG	7,328	1,746	1,917	86	3,579	0
2741-7464 WIA PROG	7,144	1,749	1,920	195	3,280	0
2742-7433 WIA PROG	8,998	1,838	2,068	123	4,969	0
2743-7430 WIA PROG	48	3	45	0	0	0
2743-7431 WIA ADM	7,156	1,821	2,167	37	3,131	0
2743-7433 WIA PROG	12,999	2,369	2,603	324	7,703	0
2743-7455 WIA PROG	1,078	154	179	0	745	0
2743-7460 WIA PROG	6,554	1,963	2,193	63	2,335	0
2743-7475 WIA PROG	558	259	290	9	0	0
2743-7489 WIA PROG	235	17	19	0	199	0
2743-7491 WIA PROG	496	37	61	0	398	0
2744-7296 WIA PROG	151	67	84	0	0	0
2744-7431 WIA ADM	3	0	3	0	0	0



**Ottawa County, Michigan**  
**Indirect Cost Allocation Plan - Allocated Costs**  
**Based on the Year Ended December 31, 2009**  
**Schedule .5 - Allocation Summary**  
**For Department 1010-2010 FISCAL SVC**

Receiving Department	Total	ACCOUNT PAYABLE	GL BUDGET AUDIT	PAYROLL SERVICE	PURCHASING	COST PLAN
2744-7441 WIA PROG	1,838	159	188	1	1,490	0
2744-7479 WIA PROG	3,387	943	1,086	16	1,342	0
2744-7484 WIA PROG	473	214	258	1	0	0
2744-7486 WIA PROG	190	64	75	1	50	0
2748-5880 WIA PROG	620	25	48	0	547	0
2748-7430 WIA PROG	783	62	124	0	597	0
2748-7431 WIA ADM	522	129	244	0	149	0
2748-7433 WIA PROG	4,042	627	707	24	2,684	0
2748-7438 WIA PROG	8,545	2,348	2,625	193	3,379	0
2748-7439 WIA PROG	1,473	539	605	31	298	0
2748-7445 WIA PROG	1,587	522	600	18	447	0
2748-7484 WIA PROG	2,495	1,046	1,171	228	50	0
2749-7486 WIA PROG	357	145	162	0	50	0
2750 GRANT PASSTHRU	2,473	800	920	107	646	0
2800-7480 WIA PROG	1,425	512	581	34	298	0
2800-7482 WIA PROG	1,390	460	514	18	398	0
2810 FED EMG MGMT	490	183	207	0	100	0
2850 COMM CORRECTNS	9,128	1,567	5,154	965	1,442	0
2870-7293 COMM ACTN	3,996	1,787	1,972	137	100	0
2870-7294 COMM ACTN	516	246	270	0	0	0
2870-7295 COMM ACTN	296	133	149	14	0	0
2870-7270 COMM ACTN	84	0	84	0	0	0
2870-7471 ADMIN	2,848	1,284	1,410	104	50	0
2870-7472 COMM ACTN	5,436	1,935	2,126	480	895	0
2870-7473 COMM ACTN	475	179	196	0	100	0
2870-7483 COMM ACTN	1,014	474	533	7	0	0
2870-7485 COMM ACTN	1,505	682	767	56	0	0
2870-7487 COMM ACTN	616	276	322	18	0	0
2870-7488 COMM ACTN	1,946	748	839	61	298	0
2870-9990 COMM ACTN	45	0	0	45	0	0
2890-7291 WEATH ADM	1,790	830	929	31	0	0
2890-7292 WEATHERIZ	3,220	1,443	1,585	92	100	0
2890-7293 WEATHERIZ	168	80	88	0	0	0



**Ottawa County, Michigan**  
**Indirect Cost Allocation Plan - Allocated Costs**  
**Based on the Year Ended December 31, 2009**  
**Schedule .5 - Allocation Summary**  
**For Department 1010-2010 FISCAL SVC**

Receiving Department	Total	ACCOUNT PAYABLE	GL BUDGET AUDIT	PAYROLL SERVICE	PURCHASING	COST PLAN
2890-7494 WEATHERIZ	1,205	428	473	6	298	0
2890-7295 WEATH ADM	854	396	455	3	0	0
2890-7296 WEATHERIZ	1,231	582	638	11	0	0
2890-7297 WEATHERIZ	1,364	648	716	0	0	0
2890-7298 WEATHERIZ	1,596	713	783	0	100	0
2890-7299 WEATHERIZ	436	113	124	0	199	0
2890-9990 WEATHERIZ	76	0	0	76	0	0
2900 DEPT HUMAN SVC	3,318	491	690	0	2,137	0
2920 6620 DETENTION	11,121	2,231	4,327	3,171	1,392	0
2920 6621 PLACEMENT	1,931	920	1,011	0	0	0
2920 6622 INTEN SUP	2,742	1,068	1,172	353	149	0
2920 6623 TREATMENT	4,525	1,499	1,646	1,330	50	0
2920 6624 COMM INTR	13,046	1,650	1,813	2,079	7,504	0
2921 CC SOC SVCS	41	9	32	0	0	0
2930 SOLDIER/SAILOR	325	147	178	0	0	0
2940 VETS TRUST	196	82	114	0	0	0
2980 COMPENS ABSENS	70	30	40	0	0	0
3650 WS B&I	201	42	159	0	0	0
4650 WS PROJECT	349	62	287	0	0	0
5160 DEL TAX	4,434	145	4,289	0	0	0
5691 BA CDA	15	5	10	0	0	0
5692 PROB CT/JAIL	23	9	14	0	0	0
5693 JAIL/ADM	17	4	13	0	0	0
5695 G HAV/W OLIV	10,718	519	608	0	9,591	0
6360 INFO TECH	10,690	2,020	3,170	2,021	3,479	0
6450 DUPLICATN	3,210	996	1,461	8	745	0
6550 TELECOMM	4,302	1,415	1,696	147	1,044	0
6641 EQUIP POOL	3,906	922	2,306	32	646	0
6770-8690 LIAB	2,194	954	1,119	121	0	0
6770-8710 WC	2,439	901	1,035	56	447	0
6771-8520 HEALTH	2,969	1,205	1,483	181	100	0
6771-8540 DENTAL	2,103	964	1,113	26	0	0
6771-8550 VISION	1,920	879	1,015	26	0	0



**Ottawa County, Michigan**  
**Indirect Cost Allocation Plan - Allocated Costs**  
**Based on the Year Ended December 31, 2009**  
**Schedule .5 - Allocation Summary**  
**For Department 1010-2010 FISCAL SVC**

Receiving Department	Total	ACCOUNT PAYABLE	GL BUDGET AUDIT	PAYROLL SERVICE	PURCHASING	COST PLAN
6772 UNEMPLOYMT	2,861	1,067	1,216	31	547	0
6775 LTD	1,785	824	950	11	0	0
6780 INSUR AUTH	10	0	10	0	0	0
8010 DRAIN #6	3,264	1,218	2,046	0	0	0
8200 CHAPT 20	421	164	257	0	0	0
8300 BLISS 20	172	66	106	0	0	0
OTHER	1,150	289	563	0	298	0
Direct Billed	0	0	0	0	0	0
<b>Total</b>	<b>1,394,624</b>	<b>271,266</b>	<b>849,670</b>	<b>100,957</b>	<b>158,231</b>	<b>14,500</b>





**OTTAWA COUNTY, MICHIGAN  
LEGAL CORPORATION COUNSEL  
NATURE AND EXTENT OF SERVICES**

The Corporate Counsel service is administered through the County Prosecuting Attorney's Office. Corporate Counsel is responsible for providing consultation, discussion and advice in County legal matters. This includes legal research, drafting and reviewing contracts and policies, preparing press releases, conferring with County officials, and any other service that may be necessary to make clear or resolve County legal matters.

This service performed by corporate counsel benefits all departments of the County. Federal and State programs benefit because counsel is given to those departments that administer Federal and State programs. The costs of Corporate Counsel have been distributed to all departments receiving this service.

Costs have been divided into two main categories:

**Legal Services/Specific** - the basis of allocation is the number of emergency contracts reviewed by serviced departments. All contracts receive essentially the same type of service, provided at various levels. This base most accurately reflects total costs of providing this service to departments in proportion to the actual costs of each department.

**General Legal Services** - general corporation counsel services have been distributed based on the number of permanent employees by department.

This department receives allocations from other service departments. The allocations received are, in turn, reallocated to recipient departments according to the initial distribution established for this service department. This procedure provides for an appropriate allocation of all service department charges.

**OTTAWA COUNTY, MICHIGAN  
LEGAL CORPORATION COUNSEL  
NATURE AND EXTENT OF SERVICES**

The State of Michigan's time documentation requirements specifies that time documentation must be maintained if an individual works on two or more indirect activities that are allocated using different allocation bases, or an unallowable activity and a direct or indirect cost activity. The method used to determine the personnel costs assigned to each category for this department: 100% Time Certification and time documentation requirements have been met. All wages charged to the Corporation Counsel department general ledger activity relate 100% to Legal Services and have been reviewed by authorized County personnel.

All applicable credits for direct-billed charges are accounted for in the initial allocation.

**Ottawa County, Michigan**  
**Indirect Cost Allocation Plan - Allocated Costs**  
**Based on the Year Ended December 31, 2009**  
**Schedule .2 - Costs To Be Allocated**  
**For Department 1010-2100 CORP COUNS**

	1st Allocation	2nd Allocation	Sub-Total	Total
<b>Expenditures Per Financial Statement:</b>				
8070 TRIAL CT APPT	212,297			212,297
Total Deductions:	( 10,649)			( 10,649)
BLDG USE CHG	4,031		4,031	
1010-2010 FISCAL SVC	2,517	205	2,722	
1010-2100 CORP COUNS		278	278	
1010-2230 ADMINISTR		743	743	
1010-2260 HUMAN RESC		920	920	
1010-2530 TREASURER		497	497	
1010-2667 ADM ANNEX		9,324	9,324	
1010-8650 INSURANCE		1,933	1,933	
<b>Total Allocated Additions:</b>	<b>6,548</b>	<b>13,900</b>	<b>20,448</b>	<b>20,448</b>
<b>Total To Be Allocated:</b>	<b>208,196</b>	<b>13,900</b>		<b>222,096</b>

**Ottawa County, Michigan**  
**Indirect Cost Allocation Plan - Allocated Costs**  
**Based on the Year Ended December 31, 2009**  
**Schedule .3 - Costs Allocated By Activity**  
**For Department 1010-2100 CORP COUNS**

	Total	General & Admin	LEGAL SERVICES	GEN ADM -LEGAL
<b>Wages &amp; Benefits</b>				
SALARIES & WAGES	130,810	0	26,162	104,648
FRINGE BENEFITS	51,431	0	10,286	41,145
<b>Other Expense &amp; Cost</b>				
7270 OFFICE SUPPLIE	7,677	0	1,535	6,142
7280 PRINTG & BINDG	385	0	77	308
7300 POSTAGE	276	0	55	221
*8070 TRIAL CT APPT	10,649	10,649	0	0
8080 SERVICE CONTR	653	0	131	522
8300 MEMBERSHIPS	345	0	69	276
8310 DATA PROCESSG	7,786	0	1,557	6,229
8500 TELEPHONE	1,304	0	261	1,043
8600 TRAVEL-MILEAGE	919	0	184	735
8610 CONFERENCE/OTHR	45	0	9	36
9400 EQUIPMENT RENTL	17	0	3	14
<b>Departmental Totals</b>				
Total Expenditures	212,297	10,649	40,329	161,319
<b>Deductions</b>				
Total Deductions	( 10,649)	( 10,649)	0	0
<b>Functional Cost</b>				
Allocation Step 1	201,648	0	40,329	161,319
Inbound- All Others	6,548	0	1,310	5,238
1st Allocation	208,196	0	41,639	166,557
Allocation Step 2				
Inbound- All Others	13,900	0	2,780	11,120
2nd Allocation	13,900	0	2,780	11,120



**Ottawa County, Michigan**  
**Indirect Cost Allocation Plan - Allocated Costs**  
**Based on the Year Ended December 31, 2009**  
**Schedule .3 - Costs Allocated By Activity**  
**For Department 1010-2100 CORP COUNS**

	Total	General & Admin	LEGAL SERVICES	GEN ADM -LEGAL
Total For 02100 1010-2100 CORP	222,096	0	44,419	177,677
Total Allocated				



**Ottawa County, Michigan**  
**Indirect Cost Allocation Plan - Allocated Costs**  
**Based on the Year Ended December 31, 2009**  
**Schedule .4 - Detail Activity Allocations**  
**For Department 1010-2100 CORP COUNS**

Receiving Department	Allocation Units	Allocation Percentage	Gross Allocation	Direct Billed	Allocation Step1	Allocation Step2	Total Allocation
Activity - LEGAL SERVICES							
1010-1480 PROB CT	1	0.2410	100		100	7	107
1010-1490 JUV CT	1	0.2410	100		100	7	107
1010-2010 FISCAL SVC	12	2.8916	1,204		1,204		1,204
1010-2260 HUMAN RESC	1	0.2410	100		100	7	107
1010-2290 PROS ATTY	4	0.9639	401		401	28	429
1010-2360 REG DEEDS	1	0.2410	100		100	7	107
1010-2570 COOP EXT	2	0.4819	201		201	14	215
1010-3020 SHERIFF	1	0.2410	100		100	7	107
1010-4260 EMERG SVCS	2	0.4819	201		201	14	215
1010-7211 PLAN/GRANT	17	4.0964	1,706		1,706	117	1,823
2081-7510 PARKS	4	0.9639	401		401	28	429
2160 FOC	1	0.2410	100		100	7	107
2210-ALL HEALTH	26	6.2651	2,609		2,609	179	2,788
2220-649 MH	172	41.4453	17,260		17,260	1,185	18,445
2609 COPS FAST	1	0.2410	100		100	7	107
2740 WIA ADM	3	0.7229	301		301	21	322
2741-7431 WIA ADM	3	0.7229	301		301	21	322
2741-7463 WIA PROG	6	1.4458	602		602	41	643
2741-7464 WIA PROG	5	1.2048	502		502	34	536
2742-7433 WIA PROG	9	2.1687	903		903	62	965
2743-7431 WIA ADM	18	4.3373	1,806		1,806	124	1,930
2743-7433 WIA PROG	27	6.5060	2,709		2,709	186	2,895
2743-7455 WIA PROG	2	0.4819	201		201	14	215
2743-7460 WIA PROG	3	0.7229	301		301	21	322
2743-7489 WIA PROG	1	0.2410	100		100	7	107
2743-7491 WIA PROG	2	0.4819	201		201	14	215
2748-7433 WIA PROG	3	0.7229	301		301	21	322
2748-7438 WIA PROG	4	0.9639	401		401	28	429
2748-7445 WIA PROG	3	0.7229	301		301	21	322
2850 COMM CORRECTNS	4	0.9639	401		401	28	429



**Ottawa County, Michigan  
 Indirect Cost Allocation Plan - Allocated Costs  
 Based on the Year Ended December 31, 2009  
 Schedule .4 - Detail Activity Allocations  
 For Department 1010-2100 CORP COUNS**

Activity - LEGAL SERVICES

Receiving Department	Allocation Units	Allocation Percentage	Gross Allocation	Direct Billed	Allocation Step1	Allocation Step2	Total Allocation
2870-7293 COMM ACTN	46	11.0843	4,615		4,615	317	4,932
2920 6620 DETENTION	6	1.4458	602		602	41	643
2920 6624 COMM INTR	9	2.1687	903		903	62	965
6380 INFO TECH	9	2.1687	903		903	62	965
OTHER	6	1.4458	602		602	41	643
<b>SubTotal</b>	<b>415</b>	<b>100.0000</b>	<b>41,639</b>		<b>41,639</b>	<b>2,780</b>	<b>44,419</b>
<b>TOTAL</b>	<b>415</b>	<b>100.0000</b>	<b>41,639</b>		<b>41,639</b>	<b>2,780</b>	<b>44,419</b>

Allocation Basis: NUMBER OF EMERGENCY CONTRACTS

Allocation Source: LEGAL LOG



**Ottawa County, Michigan  
Indirect Cost Allocation Plan - Allocated Costs  
Based on the Year Ended December 31, 2009  
Schedule .4 - Detail Activity Allocations  
For Department 1010-2100 CORP COUNS**

Activity - GEN ADM -LEGAL

Receiving Department	Allocation Units	Allocation Percentage	Gross Allocation	Direct Billed	Allocation Step 1	Allocation Step 2	Total Allocation
1010-1010 BOC	11.00	1.1632	1,937		1,937	132	2,069
1010-1310 CIR CT	14.75	1.5597	2,598		2,598	176	2,774
1010-1360 DIST CT	54.17	5.7282	9,541		9,541	648	10,189
1010-1480 PROB CT	6.00	0.6345	1,057		1,057	72	1,129
1010-1490 JUV CT	6.00	0.6345	1,057		1,057	72	1,129
1010-1910 ELECTIONS	2.00	0.2115	352		352	24	376
1010-2010 FISCAL SVC	14.30	1.5122	2,519		2,519		2,519
1010-2100 CORP COUNS	1.58	0.1671	278		278		278
1010-2150 CLERK	22.00	2.3264	3,875		3,875	263	4,138
1010-2230 ADMINISTR	3.34	0.3532	588		588	40	628
1010-2250 EQUALIZATN	13.50	1.4276	2,378		2,378	161	2,539
1010-2260 HUMAN RESC	4.60	0.4864	810		810	55	865
1010-2290 PROS ATTY	27.10	2.8657	4,773		4,773	324	5,097
1010-2360 REG DEEDS	11.00	1.1632	1,937		1,937	132	2,069
1010-2450 SURV REMON	0.55	0.0582	97		97	7	104
1010-2530 TREASURER	9.45	0.9993	1,664		1,664	113	1,777
1010-2570 COOP EXT	4.33	0.4579	763		763	52	815
1010-2590 GIS	5.00	0.5287	881		881	60	941
1010-2651 HUDSONVLL	0.68	0.0719	120		120	8	128
1010-2652 HOLLAND HS	0.97	0.1026	171		171	12	183
1010-2653 FULTON	0.40	0.0423	70		70	5	75
1010-2654 GR HAVEN	6.69	0.7074	1,178		1,178	80	1,258
1010-2655 HOLL HTL	0.99	0.1047	174		174	12	186
1010-2656 DC FACIL	1.39	0.1470	245		245	17	262
1010-2658 HEALTH	0.38	0.0402	67		67	5	72
1010-2659 CMH	1.04	0.1100	183		183	12	195
1010-2660 COOPERSVL	0.35	0.0370	62		62	4	66
1010-2664 4TH & CLIN	0.29	0.0307	51		51	3	54
1010-2665 JUV SVCS	4.91	0.5192	865		865	59	924
1010-2667 ADM ANNEX	6.21	0.6567	1,094		1,094	74	1,168





**Ottawa County, Michigan  
Indirect Cost Allocation Plan - Allocated Costs  
Based on the Year Ended December 31, 2009  
Schedule .4 - Detail Activity Allocations  
For Department 1010-2100 CORP COUNS**

Activity - GEN ADM -LEGAL	Receiving Department	Allocation Units	Allocation Percentage	Gross Allocation	Direct Billed	Allocation Step1	Allocation Step2	Total Allocation
	1010-2668 FIA BLDG	1.56	0.1650	275		275	19	294
	1010-2750 DRAIN COMM	7.00	0.7402	1,233		1,233	84	1,317
	1010-3020 SHERIFF	70.95	7.5026	12,496		12,496	849	13,345
	1010-3100 WEMET	6.00	0.6345	1,057		1,057	72	1,129
	1010-3113 COPS HOLLN	1.00	0.1057	176		176	12	188
	1010-3119 COOPERSVIL	5.00	0.5287	881		881	60	941
	1010-3120 HUDSONVILL	6.00	0.6345	1,057		1,057	72	1,129
	1010-3170 BLENDON/H	1.00	0.1057	176		176	12	188
	1010-3310 MARINE	0.75	0.0793	132		132	9	141
	1010-3510 JAIL	77.00	8.1424	13,562		13,562	921	14,483
	1010-4260 EMERG SVCS	2.10	0.2221	370		370	25	395
	1010-4263 HAZ-MAT	0.40	0.0423	70		70	5	75
	1010-4300 ANIMAL	3.00	0.3172	528		528	36	564
	1010-7211 PLAN/GRANT	6.95	0.7349	1,224		1,224	83	1,307
	2081-7510 PARKS	15.00	1.5862	2,642		2,642	179	2,821
	2160 FOC	36.13	3.8206	6,363		6,363	432	6,795
	2170 JUDICIAL GRANTS	6.00	0.6345	1,057		1,057	72	1,129
	2210-ALL HEALTH	92.38	9.7687	16,271		16,271	1,105	17,376
	2220-649 MH	190.55	20.1491	33,559		33,559	2,276	35,835
	2272 LF TIPPING	4.72	0.4991	831		831	56	887
	2601 PROS ATT GRANT	3.00	0.3172	528		528	36	564
	2609 COPS FAST	1.00	0.1057	176		176	12	188
	2610 COMM POLICE	43.00	4.5470	7,573		7,573	514	8,087
	2661 ROAD PATROL	3.00	0.3172	528		528	36	564
	2740 WIA ADM	3.75	0.3965	660		660	45	705
	2741-7431 WIA ADM	0.01	0.0011	2		2	2	2
	2741-7463 WIA PROG	0.81	0.0857	143		143	10	153
	2741-7464 WIA PROG	1.82	0.1925	321		321	22	343
	2742-7433 WIA PROG	1.15	0.1216	203		203	14	217
	2743-7431 WIA ADM	0.35	0.0370	62		62	4	66



**Ottawa County, Michigan**  
**Indirect Cost Allocation Plan - Allocated Costs**  
**Based on the Year Ended December 31, 2009**  
**Schedule .4 - Detail Activity Allocations**  
**For Department 1010-2100 CORP COUNS**

Activity - GEN ADM -LEGAL

Receiving Department	Allocation Units	Allocation Percentage	Gross Allocation	Direct Billed	Allocation Step1	Allocation Step2	Total Allocation
2743-7433 WIA PROG	3.03	0.3204	534		534	36	570
2743-7460 WIA PROG	0.59	0.0624	104		104	7	111
2743-7475 WIA PROG	0.08	0.0085	14		14	1	15
2744-7441 WIA PROG	0.01	0.0011	2		2	2	2
2744-7479 WIA PROG	0.15	0.0159	26		26	2	28
2744-7484 WIA PROG	0.01	0.0011	2		2	2	2
2744-7486 WIA PROG	0.01	0.0011	2		2	2	2
2748-7433 WIA PROG	0.22	0.0233	39		39	3	42
2748-7438 WIA PROG	1.80	0.1903	317		317	22	339
2748-7439 WIA PROG	0.29	0.0307	51		51	3	54
2748-7445 WIA PROG	0.17	0.0180	30		30	2	32
2748-7484 WIA PROG	2.13	0.2252	375		375	25	400
2750 GRANT PASSTHRU	1.00	0.1057	176		176	12	188
2800-7480 WIA PROG	0.31	0.0328	55		55	4	59
2800-7482 WIA PROG	0.17	0.0180	30		30	2	32
2850 COMM CORRECTNS	9.03	0.9549	1,590		1,590	108	1,698
2870-7293 COMM ACTN	1.28	0.1354	225		225	15	240
2870-7295 COMM ACTN	0.13	0.0137	23		23	2	25
2870-7471 ADMIN	0.97	0.1026	171		171	12	183
2870-7472 COMM ACTN	4.49	0.4748	791		791	54	845
2870-7483 COMM ACTN	0.06	0.0063	11		11	1	12
2870-7485 COMM ACTN	0.52	0.0550	92		92	6	98
2870-7487 COMM ACTN	0.17	0.0180	30		30	2	32
2870-7488 COMM ACTN	0.57	0.0603	100		100	7	107
2870-9990 COMM ACTN	0.42	0.0444	74		74	5	79
2890-7291 WEATH ADM	0.29	0.0307	51		51	3	54
2890-7292 WEATHERIZ	0.86	0.0909	151		151	10	161
2890-7494 WEATHERIZ	0.05	0.0053	9		9	1	10
2890-7295 WEATH ADM	0.03	0.0032	5		5	5	5
2890-7296 WEATHERIZ	0.10	0.0106	18		18	1	19



**Indirect Cost Allocation Plan - Allocated Costs  
Based on the Year Ended December 31, 2009  
Schedule .4 - Detail Activity Allocations  
For Department 1010-2100 CORP COUNS**

Activity - GEN ADM -LEGAL

Receiving Department	Allocation Units	Allocation Percentage	Gross Allocation	Direct Billed	Allocation Step1	Allocation Step2	Total Allocation
2890-9990 WEATHERIZ	0.71	0.0751	125		125	8	133
2920 6620 DETENTION	29.65	3.1353	5,222		5,222	355	5,577
2920 6622 INTEN SUP	3.30	0.3490	581		581	39	620
2920 6623 TREATMENT	12.43	1.3144	2,189		2,189	149	2,338
2920 6624 COMM INTR	19.44	2.0557	3,424		3,424	232	3,656
6360 INFO TECH	18.90	1.9986	3,329		3,329	226	3,555
6450 DUPLICATN	0.07	0.0074	12		12	1	13
6550 TELECOMM	1.37	0.1449	241		241	16	257
6641 EQUIP POOL	0.30	0.0317	53		53	4	57
6770-8690 LIAB	1.13	0.1195	199		199	14	213
6770-8710 WC	0.52	0.0550	92		92	6	98
6771-8520 HEALTH	1.69	0.1787	298		298	20	318
6771-8540 DENTAL	0.24	0.0254	42		42	3	45
6771-8550 VISION	0.24	0.0254	42		42	3	45
6772 UNEMPLOYMT	0.29	0.0307	51		51	3	54
6775 LTD	0.10	0.0106	18		18	1	19
<b>SubTotal</b>	<b>945.67</b>	<b>100.0000</b>	<b>166,557</b>		<b>166,557</b>	<b>11,120</b>	<b>177,677</b>
<b>TOTAL</b>	<b>945.67</b>	<b>100.0000</b>	<b>166,557</b>		<b>166,557</b>	<b>11,120</b>	<b>177,677</b>

Allocation Basis: PERMANENT POSITIONS BY DEPT

Allocation Source: FISCAL SERVICES



**Ottawa County, Michigan**  
**Indirect Cost Allocation Plan - Allocated Costs**  
**Based on the Year Ended December 31, 2009**  
**Schedule .5 - Allocation Summary**  
**For Department 1010-2100 CORP COUNS**

Receiving Department	Total	LEGAL SERVICES	GEN ADM -LEGAL
1010-1010 BOC	2,069	0	2,069
1010-1310 CIR CT	2,774	0	2,774
1010-1360 DIST CT	10,189	0	10,189
1010-1480 PROB CT	1,236	107	1,129
1010-1490 JUV CT	1,236	107	1,129
1010-1910 ELECTIONS	376	0	376
1010-2010 FISCAL SVC	3,723	1,204	2,519
1010-2100 CORP COUNS	278	0	278
1010-2150 CLERK	4,138	0	4,138
1010-2230 ADMINISTR	628	0	628
1010-2250 EQUALIZATN	2,539	0	2,539
1010-2260 HUMAN RESC	972	107	865
1010-2290 PROS ATTY	5,526	429	5,097
1010-2360 REG DEEDS	2,176	107	2,069
1010-2450 SURV REMON	104	0	104
1010-2530 TREASURER	1,777	0	1,777
1010-2570 COOP EXT	1,030	215	815
1010-2590 GIS	941	0	941
1010-2651 HUDSONVLL	128	0	128
1010-2652 HOLLAND HS	183	0	183
1010-2653 FULTON	75	0	75
1010-2654 GR HAVEN	1,258	0	1,258
1010-2655 HOLL HTL	186	0	186
1010-2656 DC FACIL	262	0	262
1010-2658 HEALTH	72	0	72
1010-2659 CMH	195	0	195
1010-2660 COOPERSVL	66	0	66
1010-2664 4TH & CLIN	54	0	54
1010-2665 JUV SVCS	924	0	924
1010-2667 ADM ANNEX	1,168	0	1,168
1010-2668 FIA BLDG	294	0	294
1010-2750 DRAIN COMM	1,317	0	1,317
1010-3020 SHERIFF	13,452	107	13,345



**Ottawa County, Michigan**  
**Indirect Cost Allocation Plan - Allocated Costs**  
**Based on the Year Ended December 31, 2009**  
**Schedule .5 - Allocation Summary**  
**For Department 1010-2100 CORP COUNS**

Receiving Department	Total	LEGAL SERVICES	GEN ADM -LEGAL
1010-3100 WEMET	1,129	0	1,129
1010-3113 COPS HOLLN	188	0	188
1010-3119 COOPERSVIL	941	0	941
1010-3120 HUDSONVILL	1,129	0	1,129
1010-3170 BLENDON/H	188	0	188
1010-3310 MARINE	141	0	141
1010-3510 JAIL	14,483	0	14,483
1010-4260 EMERG SVCS	610	215	395
1010-4263 HAZ-MAT	75	0	75
1010-4300 ANIMAL	564	0	564
1010-7211 PLAN/GRANT	3,130	1,823	1,307
2081-7510 PARKS	3,250	429	2,821
2160 FOC	6,902	107	6,795
2170 JUDICIAL GRANTS	1,129	0	1,129
2210-ALL HEALTH	20,164	2,788	17,376
2220-649 MH	54,280	18,445	35,835
2272 LF TIPPING	887	0	887
2601 PROS ATT GRANT	564	0	564
2609 COPS FAST	295	107	188
2610 COMM POLICE	8,087	0	8,087
2661 ROAD PATROL	564	0	564
2740 WIA ADM	1,027	322	705
2741-7431 WIA ADM	324	322	2
2741-7463 WIA PROG	796	643	153
2741-7464 WIA PROG	879	536	343
2742-7433 WIA PROG	1,182	965	217
2743-7431 WIA ADM	1,996	1,930	66
2743-7433 WIA PROG	3,465	2,895	570
2743-7455 WIA PROG	215	215	0
2743-7460 WIA PROG	433	322	111
2743-7475 WIA PROG	15	0	15
2743-7489 WIA PROG	107	107	0
2743-7491 WIA PROG	215	215	0

All Monetary Values Are \$ Dollars  
MAXCars © 2010 MAXIMUS, INC.  
Report Output Prepared By Agency



**Ottawa County, Michigan**  
**Indirect Cost Allocation Plan - Allocated Costs**  
**Based on the Year Ended December 31, 2009**  
**Schedule .5 - Allocation Summary**  
**For Department 1010-2100 CORP COUNS**

Receiving Department	Total	LEGAL SERVICES	GEN ADM -LEGAL
2744-7441 WIA PROG	2	0	2
2744-7479 WIA PROG	28	0	28
2744-7484 WIA PROG	2	0	2
2744-7486 WIA PROG	2	0	2
2748-7433 WIA PROG	364	322	42
2748-7438 WIA PROG	768	429	339
2748-7439 WIA PROG	54	0	54
2748-7445 WIA PROG	354	322	32
2748-7484 WIA PROG	400	0	400
2750 GRANT PASSTHRU	188	0	188
2800-7480 WIA PROG	59	0	59
2800-7482 WIA PROG	32	0	32
2850 COMM CORRECTNS	2,127	429	1,698
2870-7293 COMM ACTN	5,172	4,932	240
2870-7295 COMM ACTN	25	0	25
2870-7471 ADMIN	183	0	183
2870-7472 COMM ACTN	845	0	845
2870-7483 COMM ACTN	12	0	12
2870-7485 COMM ACTN	98	0	98
2870-7487 COMM ACTN	32	0	32
2870-7488 COMM ACTN	107	0	107
2870-9990 COMM ACTN	79	0	79
2890-7291 WEATH ADM	54	0	54
2890-7292 WEATHERIZ	161	0	161
2890-7494 WEATHERIZ	10	0	10
2890-7295 WEATH ADM	5	0	5
2890-7296 WEATHERIZ	19	0	19
2890-9980 WEATHERIZ	133	0	133
2920 6620 DETENTION	6,220	643	5,577
2920 6622 INTEN SUP	620	0	620
2920 6623 TREATMENT	2,338	0	2,338
2920 6624 COMM INTR	4,621	965	3,656
6360 INFO TECH	4,520	965	3,555



Ottawa County, Michigan  
 Indirect Cost Allocation Plan - Allocated Costs  
 Based on the Year Ended December 31, 2009  
 Schedule .5 - Allocation Summary  
 For Department 1010-2100 CORP COUNS

Receiving Department	Total	LEGAL SERVICES	GEN ADM -LEGAL
6450 DUPLICATN	13	0	13
6550 TELECOMM	257	0	257
6641 EQUIP POOL	57	0	57
6770-8690 LIAB	213	0	213
6770-8710 WC	98	0	98
6771-8520 HEALTH	318	0	318
6771-8540 DENTAL	45	0	45
6771-8550 VISION	45	0	45
6772 UNEMPLOYMT	54	0	54
6775 LTD	19	0	19
OTHER	643	643	0
Direct Billed	0	0	0
<b>Total</b>	<b>222,096</b>	<b>44,419</b>	<b>177,677</b>



**OTTAWA COUNTY, MICHIGAN  
ADMINISTRATOR  
NATURE AND EXTENT OF SERVICES**

The Ottawa County Administrator's office is responsible for providing overall administration to County departments and grant programs within those departments. The administration services include personnel services, including the monitoring and implementation of personnel policies, union and nonunion contracts, fringe benefit agreements with various insurance carriers such as life insurance, unemployment insurance, retirement planning, monitoring and record keeping. The administration department is responsible for the overall preparation, review, and monitoring of the County budget. This includes the monitoring of fund deficits and operating deficiencies, appropriations, collection and disbursements of funds, and the maintenance of title to assets. Compensation for this service is allowable under 2 CFR Part 225, formerly OMB A-87, Attachment B, Section B, Paragraph 6.

The Administrator's office is responsible for the overall coordination of the departments with various problems which arise during the normal course of daily operations, such as a problem with an employee, a space problem, storage conditions, a need for more equipment, or numerous other reasons. The Administrator's office is responsible for reviewing contracts and correspondence between the County's legal counsel attorneys and the department heads.

The liability, health, and workers compensation insurance contracts are administered through the Administrator's office. This includes the administration for the various insurance policies including the review of coverage, maintenance of files for financial reporting to the insurance carriers, cost comparisons to ensure that the County receives the best value for the insurance coverage, and policy change due to increased assets (a new building, etc.) or employee contract agreements. The cost of the administration services provided to all County departments has



**OTTAWA COUNTY, MICHIGAN  
ADMINISTRATOR  
NATURE AND EXTENT OF SERVICES**

been distributed in this plan based on the number of permanent positions by department. This base best reflects the level of administration required by department.

This department receives allocations from other service departments. The allocations received are, in turn, reallocated to recipient departments according to the initial distribution established for this service department. This procedure provides for an appropriate allocation of all service department charges.

The State of Michigan's time documentation requirements specifies that time documentation must be maintained if an individual works on two or more indirect activities that are allocated using different allocation bases, or an unallowable activity and a direct or indirect cost activity. The method used to determine the personnel costs assigned to each category for this department: 100% Time Certification and time documentation requirements have been met. All wages charged to the Administrator department county administration activity relates 100% to County Administration and have been reviewed by authorized County personnel.

All applicable credits for direct-billed charges are accounted for in the initial allocation.

**Ottawa County, Michigan**  
**Indirect Cost Allocation Plan - Allocated Costs**  
**Based on the Year Ended December 31, 2009**  
**Schedule .2 - Costs To Be Allocated**  
**For Department 1010-2230 ADMINISTR**

Expenditures Per Financial Statement:	1st Allocation	2nd Allocation	Sub-Total	Total
	427,489			427,489
BLDG USE CHG	11,120		11,120	
1010-2010 FISCAL SVC	5,337	240	5,577	
1010-2100 CORP COUNS	588	40	628	
1010-2230 ADMINISTR		1,570	1,570	
1010-2260 HUMAN RESC		3,397	3,397	
1010-2530 TREASURER		573	573	
1010-2667 ADM ANNEX		25,716	25,716	
1010-8650 INSURANCE		4,085	4,085	
<b>Total Allocated Additions:</b>	<b>17,045</b>	<b>35,621</b>	<b>52,666</b>	<b>52,666</b>
<b>Total To Be Allocated:</b>	<b>444,534</b>	<b>35,621</b>	<b>480,155</b>	<b>480,155</b>

**Ottawa County, Michigan**  
**Indirect Cost Allocation Plan - Allocated Costs**  
**Based on the Year Ended December 31, 2009**  
**Schedule .3 - Costs Allocated By Activity**  
**For Department 1010-2230 ADMINISTR**

	Total	General & Admin	COUNTY ADMIN
<b>Wages &amp; Benefits</b>			
SALARIES & WAGES	274,693	0	274,693
FRINGE BENEFITS	99,570	0	99,570
<b>Other Expense &amp; Cost</b>			
7270 OFFICE SUPPLIE	3,661	0	3,661
2780 PRINTG & BINDG	7,680	0	7,680
7300 POSTAGE	1,107	0	1,107
7390 OPERATNL SUPPL	1,186	0	1,186
8080 SERVICE CONTRA	366	0	366
8300 MEMBERSHIPS	3,571	0	3,571
8310 DATA PROCESSG	13,242	0	13,242
8500 TELEPHONE	4,149	0	4,149
8600 TRAVEL-MILEAGE	7,455	0	7,455
8610 CONFERENCES	8,610	0	8,610
9400 EQUIPMNT RENTL	74	0	74
9560 EMPLOYEE TRAINING	2,125	0	2,125
<b>Departmental Totals</b>			
Total Expenditures	427,489	0	427,489
<b>Deductions</b>			
Total Deductions	0	0	0
<b>Functional Cost</b>			
Allocation Step 1	427,489	0	427,489
Inbound- All Others	17,045	0	17,045
1st Allocation	444,534	0	444,534
Allocation Step 2			
Inbound- All Others	35,621	0	35,621
2nd Allocation	35,621	0	35,621



**Ottawa County, Michigan**  
**Indirect Cost Allocation Plan - Allocated Costs**  
**Based on the Year Ended December 31, 2009**  
**Schedule .3 - Costs Allocated By Activity**  
**For Department 1010-2230 ADMINISTR**

	Total	General & Admin	COUNTY ADMIN
Total For 02230 1010-2230	480,155	0	480,155
Total Allocated	480,155	0	480,155



**Ottawa County, Michigan**  
**Indirect Cost Allocation Plan - Allocated Costs**  
**Based on the Year Ended December 31, 2009**  
**Schedule .4 - Detail Activity Allocations**  
**For Department 1010-2230 ADMINISTR**

Activity - COUNTY ADMIN	Receiving Department	Allocation Units	Allocation Percentage	Gross Allocation	Direct Billed	Allocation Step1	Allocation Step2	Total Allocation
	1010-1010 BOC	11.00	1.1632	5,171		5,171	423	5,594
	1010-1310 CIR CT	14.75	1.5597	6,934		6,934	567	7,501
	1010-1360 DIST CT	54.17	5.7282	25,464		25,464	2,083	27,547
	1010-1480 PROB CT	6.00	0.6345	2,820		2,820	231	3,051
	1010-1490 JUV CT	6.00	0.6345	2,820		2,820	231	3,051
	1010-1910 ELECTIONS	2.00	0.2115	940		940	77	1,017
	1010-2010 FISCAL SVC	14.30	1.5122	6,722		6,722		6,722
	1010-2100 CORP COUNS	1.58	0.1671	743		743		743
	1010-2150 CLERK	22.00	2.3254	10,342		10,342	846	11,188
	1010-2230 ADMINISTR	3.34	0.3532	1,570		1,570		1,570
	1010-2250 EQUALIZATN	13.50	1.4276	6,346		6,346	519	6,865
	1010-2260 HUMAN RESC	4.60	0.4864	2,162		2,162	177	2,339
	1010-2290 PROS ATTY	27.10	2.8657	12,739		12,739	1,042	13,781
	1010-2360 REG DEEDS	11.00	1.1632	5,171		5,171	423	5,594
	1010-2450 SURV REMON	0.55	0.0582	259		259	21	280
	1010-2530 TREASURER	9.45	0.9993	4,442		4,442	363	4,805
	1010-2570 COOP EXT	4.33	0.4579	2,035		2,035	166	2,201
	1010-2590 GIS	5.00	0.5287	2,350		2,350	192	2,542
	1010-2651 HUDSONVLL	0.68	0.0719	320		320	26	346
	1010-2652 HOLLAND HS	0.97	0.1026	456		456	37	493
	1010-2653 FULTON	0.40	0.0423	188		188	15	203
	1010-2654 GR HAVEN	6.69	0.7074	3,145		3,145	257	3,402
	1010-2655 HOLL HTL	0.99	0.1047	465		465	38	503
	1010-2656 DC FACIL	1.39	0.1470	653		653	53	706
	1010-2658 HEALTH	0.38	0.0402	179		179	15	194
	1010-2659 CMH	1.04	0.1100	489		489	40	529
	1010-2660 COOPERSVL	0.35	0.0370	165		165	13	178
	1010-2664 4TH & CLIN	0.29	0.0307	136		136	11	147
	1010-2665 JUV SVCS	4.91	0.5192	2,308		2,308	189	2,497
	1010-2667 ADM ANNEX	6.21	0.6567	2,919		2,919	239	3,158



**Ottawa County, Michigan**  
**Indirect Cost Allocation Plan - Allocated Costs**  
**Based on the Year Ended December 31, 2009**  
**Schedule .4 - Detail Activity Allocations**  
**For Department 1010-2230 ADMINISTR**

Activity - COUNTY ADMIN	Receiving Department	Allocation Units	Allocation Percentage	Gross Allocation	Direct Billed	Allocation Step1	Allocation Step2	Total Allocation
	1010-2668 FIA BLDG	1.56	0.1650	733		733	60	793
	1010-2750 DRAIN COMM	7.00	0.7402	3,291		3,291	269	3,560
	1010-3020 SHERIFF	70.95	7.5026	33,352		33,352	2,728	36,080
	1010-3100 WEMET	6.00	0.6345	2,820		2,820	231	3,051
	1010-3113 COPS HOLLN	1.00	0.1057	470		470	38	508
	1010-3119 COOPERSVIL	5.00	0.5287	2,350		2,350	192	2,542
	1010-3120 HUDSONVILL	6.00	0.6345	2,820		2,820	231	3,051
	1010-3170 BLENDON/H	1.00	0.1057	470		470	38	508
	1010-3310 MARINE	0.75	0.0793	353		353	29	382
	1010-3510 JAIL	77.00	8.1424	36,196		36,196	2,961	39,157
	1010-4260 EMERG SVCS	2.10	0.2221	987		987	81	1,068
	1010-4263 HAZ-MAT	0.40	0.0423	188		188	15	203
	1010-4300 ANIMAL	3.00	0.3172	1,410		1,410	115	1,525
	1010-7211 PLAN/GRANT	6.95	0.7349	3,267		3,267	267	3,534
	2081-7510 PARKS	15.00	1.5862	7,051		7,051	577	7,628
	2160 FOC	36.13	3.8206	16,984		16,984	1,389	18,373
	2170 JUDICIAL GRANTS	6.00	0.6345	2,820		2,820	231	3,051
	2210-ALL HEALTH	92.38	9.7687	43,425		43,425	3,552	46,977
	2220-649 MH	190.55	20.1491	89,573		89,573	7,332	96,905
	2272 LF TIPPING	4.72	0.4991	2,219		2,219	181	2,400
	2601 PROS ATT GRANT	3.00	0.3172	1,410		1,410	115	1,525
	2609 COPS FAST	1.00	0.1057	470		470	38	508
	2610 COMM POLICE	43.00	4.5470	20,213		20,213	1,653	21,866
	2661 ROAD PATROL	3.00	0.3172	1,410		1,410	115	1,525
	2740 WIA ADM	3.75	0.3965	1,763		1,763	144	1,907
	2741-7431 WIA ADM	0.01	0.0011	5		5	5	5
	2741-7463 WIA PROG	0.81	0.0857	381		381	31	412
	2741-7464 WIA PROG	1.82	0.1925	856		856	70	926
	2742-7433 WIA PROG	1.15	0.1216	541		541	44	585
	2743-7431 WIA ADM	0.35	0.0370	165		165	13	178



**Ottawa County, Michigan**  
**Indirect Cost Allocation Plan - Allocated Costs**  
**Based on the Year Ended December 31, 2009**  
**Schedule .4 - Detail Activity Allocations**  
**For Department 1010-2230 ADMINISTR**

Activity - COUNTY ADMIN	Receiving Department	Allocation Units	Allocation Percentage	Gross Allocation	Direct Billed	Allocation Step1	Allocation Step2	Total Allocation
	2743-7433 WIA PROG	3.03	0.3204	1,424		1,424	117	1,541
	2743-7460 WIA PROG	0.59	0.0624	277		277	23	300
	2743-7475 WIA PROG	0.08	0.0085	38		38	3	41
	2744-7441 WIA PROG	0.01	0.0011	5		5		5
	2744-7479 WIA PROG	0.15	0.0159	71		71	6	77
	2744-7484 WIA PROG	0.01	0.0011	5		5		5
	2744-7486 WIA PROG	0.01	0.0011	5		5		5
	2748-7433 WIA PROG	0.22	0.0233	103		103	8	111
	2748-7438 WIA PROG	1.80	0.1903	846		846	69	915
	2748-7439 WIA PROG	0.29	0.0307	136		136	11	147
	2748-7445 WIA PROG	0.17	0.0180	80		80	7	87
	2748-7484 WIA PROG	2.13	0.2252	1,001		1,001	82	1,083
	2750 GRANT PASSTHRU	1.00	0.1057	470		470	38	508
	2800-7480 WIA PROG	0.31	0.0328	146		146	12	158
	2800-7482 WIA PROG	0.17	0.0180	80		80	7	87
	2850 COMM CORRECTNS	9.03	0.9549	4,245		4,245	347	4,592
	2870-7293 COMM ACTN	1.28	0.1354	602		602	49	651
	2870-7295 COMM ACTN	0.13	0.0137	61		61	5	66
	2870-7471 ADMIN	0.97	0.1026	456		456	37	493
	2870-7472 COMM ACTN	4.49	0.4748	2,111		2,111	173	2,284
	2870-7483 COMM ACTN	0.06	0.0063	28		28	2	30
	2870-7485 COMM ACTN	0.52	0.0550	244		244	20	264
	2870-7487 COMM ACTN	0.17	0.0180	80		80	7	87
	2870-7488 COMM ACTN	0.57	0.0603	268		268	22	290
	2870-9990 COMM ACTN	0.42	0.0444	197		197	16	213
	2890-7291 WEATH ADM	0.29	0.0307	136		136	11	147
	2890-7292 WEATHERIZ	0.86	0.0909	404		404	33	437
	2890-7494 WEATHERIZ	0.05	0.0053	24		24	2	26
	2890-7295 WEATH ADM	0.03	0.0032	14		14	1	15
	2890-7296 WEATHERIZ	0.10	0.0106	47		47	4	51



**Ottawa County, Michigan**  
**Indirect Cost Allocation Plan - Allocated Costs**  
**Based on the Year Ended December 31, 2009**  
**Schedule .4 - Detail Activity Allocations**  
**For Department 1010-2230 ADMINISTR**

Activity - COUNTY ADMIN

Receiving Department	Allocation Units	Allocation Percentage	Gross Allocation	Direct Billed	Allocation Step 1	Allocation Step 2	Total Allocation
2890-9990 WEATHERIZ	0.71	0.0751	334		334	27	361
2920 6620 DETENTION	29.65	3.1353	13,938		13,938	1,140	15,078
2920 6622 INTEN SUP	3.30	0.3490	1,551		1,551	127	1,678
2920 6623 TREATMENT	12.43	1.3144	5,843		5,843	478	6,321
2920 6624 COMM INTR	19.44	2.0557	9,138		9,138	747	9,885
6360 INFO TECH	18.90	1.9986	8,884		8,884	727	9,611
6450 DUPLICATN	0.07	0.0074	33		33	3	36
6550 TELECOMM	1.37	0.1449	644		644	53	697
6641 EQUIP POOL	0.30	0.0317	141		141	12	153
6770-8690 LIAB	1.13	0.1195	531		531	43	574
6770-8710 WC	0.52	0.0550	244		244	20	264
6771-8520 HEALTH	1.69	0.1787	794		794	65	859
6771-8540 DENTAL	0.24	0.0254	113		113	9	122
6771-8550 VISION	0.24	0.0254	113		113	9	122
6772 UNEMPLOYMT	0.29	0.0307	136		136	11	147
6775 LTD	0.10	0.0106	47		47	4	51
<b>Sub Total</b>	<b>945.67</b>	<b>100.0000</b>	<b>444,534</b>		<b>444,534</b>	<b>35,621</b>	<b>480,155</b>
<b>TOTAL</b>	<b>945.67</b>	<b>100.0000</b>	<b>444,534</b>		<b>444,534</b>	<b>35,621</b>	<b>480,155</b>

Allocation Basis: PERMANENT POSITIONS BY DEPT  
 Allocation Source: FISCAL SERVICES



**Ottawa County, Michigan  
 Indirect Cost Allocation Plan - Allocated Costs  
 Based on the Year Ended December 31, 2009  
 Schedule .5 - Allocation Summary  
 For Department 1010-2230 ADMINISTR**

Receiving Department	Total	COUNTY ADMIN
1010-1010 BOC	5,594	5,594
1010-1310 CIR CT	7,501	7,501
1010-1360 DIST CT	27,547	27,547
1010-1480 PROB CT	3,051	3,051
1010-1490 JUV CT	3,051	3,051
1010-1910 ELECTIONS	1,017	1,017
1010-2010 FISCAL SVC	6,722	6,722
1010-2100 CORP COUNS	743	743
1010-2150 CLERK	11,188	11,188
1010-2230 ADMINISTR	1,570	1,570
1010-2250 EQUALIZATN	6,865	6,865
1010-2260 HUMAN RESC	2,339	2,339
1010-2290 PROS ATTY	13,781	13,781
1010-2360 REG DEEDS	5,594	5,594
1010-2450 SURV REMON	280	280
1010-2530 TREASURER	4,805	4,805
1010-2570 COOP EXT	2,201	2,201
1010-2590 GIS	2,542	2,542
1010-2651 HUDSONVLL	346	346
1010-2652 HOLLAND HS	493	493
1010-2653 FULTON	203	203
1010-2654 GR HAVEN	3,402	3,402
1010-2655 HOLL HTL	503	503
1010-2656 DC FACIL	706	706
1010-2658 HEALTH	194	194
1010-2659 CMH	529	529
1010-2660 COOPERSVL	178	178
1010-2664 4TH & CLIN	147	147
1010-2665 JUV SVCS	2,497	2,497
1010-2667 ADM ANNEX	3,158	3,158
1010-2668 FIA BLDG	793	793
1010-2750 DRAIN COMM	3,560	3,560
1010-3020 SHERIFF	36,080	36,080

All Monetary Values Are \$ Dollars  
 MAXCars © 2010 MAXIMUS, INC.  
 Report Output Prepared By Agency



**Ottawa County, Michigan**  
**Indirect Cost Allocation Plan - Allocated Costs**  
**Based on the Year Ended December 31, 2009**  
**Schedule .5 - Allocation Summary**  
**For Department 1010-2230 ADMINISTR**

Receiving Department	Total	COUNTY ADMIN
1010-3100 WEMET	3,051	3,051
1010-3113 COPS HOLLN	508	508
1010-3119 COOPERSVIL	2,542	2,542
1010-3120 HUDSONVILL	3,051	3,051
1010-3170 BLENDON/H	508	508
1010-3310 MARINE	382	382
1010-3510 JAIL	39,157	39,157
1010-4260 EMERG SVCS	1,068	1,068
1010-4263 HAZ-MAT	203	203
1010-4300 ANIMAL	1,525	1,525
1010-7211 PLAN/GRANT	3,534	3,534
2881-7510 PARKS	7,628	7,628
2160 FOC	18,373	18,373
2170 JUDICIAL GRANTS	3,051	3,051
2210-ALL HEALTH	46,977	46,977
2220-649 MH	96,905	96,905
2272 LF TIPPING	2,400	2,400
2601 PROS ATT GRANT	1,525	1,525
2609 COPS FAST	508	508
2610 COMM POLICE	21,866	21,866
2661 ROAD PATROL	1,525	1,525
2740 WIA ADM	1,907	1,907
2741-7431 WIA ADM	5	5
2741-7463 WIA PROG	412	412
2741-7464 WIA PROG	926	926
2742-7433 WIA PROG	585	585
2743-7431 WIA ADM	178	178
2743-7433 WIA PROG	1,541	1,541
2743-7460 WIA PROG	300	300
2743-7475 WIA PROG	41	41
2744-7441 WIA PROG	5	5
2744-7479 WIA PROG	77	77
2744-7484 WIA PROG	5	5

All Monetary Values Are \$ Dollars  
 MAXCars © 2010 MAXIMUS, INC.  
 Report Output Prepared By Agency



**Ottawa County, Michigan**  
**Indirect Cost Allocation Plan - Allocated Costs**  
**Based on the Year Ended December 31, 2009**  
**Schedule .5 - Allocation Summary**  
**For Department 1010-2230 ADMINISTR**

Receiving Department	Total	COUNTY ADMIN
2744-7486 WIA PROG	5	5
2748-7433 WIA PROG	111	111
2748-7438 WIA PROG	915	915
2748-7439 WIA PROG	147	147
2748-7445 WIA PROG	87	87
2748-7484 WIA PROG	1,083	1,083
2750 GRANT PASSTHRU	508	508
2800-7480 WIA PROG	158	158
2800-7482 WIA PROG	87	87
2850 COMM CORRECTNS	4,592	4,592
2870-7293 COMM ACTN	651	651
2870-7295 COMM ACTN	66	66
2870-7471 ADMIN	493	493
2870-7472 COMM ACTN	2,284	2,284
2870-7483 COMM ACTN	30	30
2870-7485 COMM ACTN	264	264
2870-7487 COMM ACTN	87	87
2870-7488 COMM ACTN	290	290
2870-9990 COMM ACTN	213	213
2890-7291 WEATH ADM	147	147
2890-7292 WEATHERIZ	437	437
2890-7494 WEATHERIZ	26	26
2890-7295 WEATH ADM	15	15
2890-7296 WEATHERIZ	51	51
2890-9990 WEATHERIZ	361	361
2920 6620 DETENTION	15,078	15,078
2920 6622 INTEN SUP	1,678	1,678
2920 6623 TREATMENT	6,321	6,321
2920 6624 COMM INTR	9,885	9,885
6360 INFO TECH	9,611	9,611
6450 DUPLICATN	36	36
6550 TELECOMM	697	697
6641 EQUIP POOL	153	153



**Ottawa County, Michigan**  
**Indirect Cost Allocation Plan - Allocated Costs**  
 Based on the Year Ended December 31, 2009  
**Schedule .5 - Allocation Summary**  
**For Department 1010-2230 ADMINISTR**

Receiving Department	Total	COUNTY ADMIN
6770-8690 LIAB	574	574
6770-8710 WC	264	264
6771-8620 HEALTH	859	859
6771-8540 DENTAL	122	122
6771-8550 VISION	122	122
6772 UNEMPLOYMT	147	147
6775 LTD	51	51
Direct Billed	0	0
<b>Total</b>	<b>480,155</b>	<b>480,155</b>



**OTTAWA COUNTY, MICHIGAN  
HUMAN RESOURCES  
NATURE AND EXTENT OF SERVICES**

This department is responsible for the overall administration of personnel, including the creation and enforcement of policies. The Human Resources department provides county departments with services such as recruitment, selection, and interviews for new employees, as well as exit interviews, promotion, and classification maintenance focused on employee retention. Other services provided for the employees by this department are employee wellness and training programs, Service Award Programs, and newsletters. Policy creation and enforcement services provided by this department are related to the grievance resolution and disciplinary processes, as well as contract negotiations with unions.

Personnel services relating to benefits administration are also provided to county departments by the Human Resources department. The benefits administration duties include the management of programs for health, dental, vision, disability and worker's compensation.

**Personnel Management** - The cost of Human Resources department, other than physicals, advertisement, and legal services, have been distributed to all benefiting departments. The basis of allocation is the number of permanent employees per department. The base data is readily available and verifiable. All employees receive essentially the same type and level of service. This base reflects that condition by distributing the total cost of providing this service to each department in proportion to its average number of employees. The wages and fringe benefits which have been directly charged to Mental Health have been added back to schedule 6.003 in order to distribute the total cost of the Human Resources department. A direct billing credit has been given to the Mental Health department on Schedule 6.004 of this plan.

**Physicals/ Advertising** - The cost of physicals and advertising for new hires has been distributed based on the number of new hires during 2009.

**Legal Services** - The cost of legal services has been distributed based on the number of employees with labor agreements by department.

**OTTAWA COUNTY, MICHIGAN  
HUMAN RESOURCES  
NATURE AND EXTENT OF SERVICES**

This department receives allocations from other service departments. The allocations received are, in turn, reallocated to recipient departments according to the initial distribution established for this service department. This procedure provides for an appropriated allocation of all service department charges.

All applicable credits for direct-billed charges are accounted for in the initial allocation.

**Indirect Cost Allocation Plan - Allocated Costs**

**Based on the Year Ended December 31, 2009**

**Schedule .2 - Costs To Be Allocated**

**For Department 1010-2260 HUMAN RESC**

	1st Allocation	2nd Allocation	Sub-Total	Total
<b>Expenditures Per Financial Statement:</b>	553,385			553,385
BLDG USE CHG	11,069		11,069	
1010-2010 FISCAL SVC	8,892	496	9,388	
1010-2100 CORP COUNS	910	62	972	
1010-2230 ADMINISTR	2,162	177	2,339	
1010-2260 HUMAN RESC		3,162	3,162	
1010-2530 TREASURER		940	940	
1010-2667 ADM ANNEX		25,599	25,599	
1010-8650 INSURANCE		5,626	5,626	
<b>Total Allocated Additions:</b>	<b>23,033</b>	<b>36,062</b>	<b>59,095</b>	<b>59,095</b>
CMH CHARGES	27,567			
<b>Total Departmental Cost Adjustments:</b>	<b>27,567</b>			<b>27,567</b>
<b>Total To Be Allocated:</b>	<b>603,985</b>	<b>36,062</b>		<b>640,047</b>



**Ottawa County, Michigan**  
**Indirect Cost Allocation Plan - Allocated Costs**  
**Based on the Year Ended December 31, 2009**  
**Schedule .3 - Costs Allocated By Activity**  
**For Department 1010-2260 HUMAN RESC**

	Total	General & Admin	PERSONNEL MGT	PHYSICALS/ADVERT	LEGAL
<b>Wages &amp; Benefits</b>					
SALARIES & WAGES	262,948	0	262,948	0	0
FRINGE BENEFITS	107,194	0	107,194	0	0
<b>Other Expense &amp; Cost</b>					
7270 OFFICE SUPPLIE	10,896	0	10,896	0	0
7280 PRINTG & BINDG	1,287	0	1,287	0	0
7300 POSTAGE	2,365	0	2,365	0	0
7390 OPERATNL SUPPL	11,821	0	11,821	0	0
8020 EMPLOYMT PHYSIC	23,700	0	0	23,700	0
8040 COMPENSATN STUD	6,000	0	6,000	0	0
8070 LABOR ATTORNEY	19,563	0	0	0	19,563
8080 SERVICE CONTRAC	5,490	0	5,490	0	0
8300 MEMBERSHIPS	1,540	0	1,540	0	0
8310 DATA PROCESSG	30,736	0	30,736	0	0
8500 TELEPHONE	5,563	0	5,563	0	0
8600 TRAVEL-MILEAGE	676	0	676	0	0
8610 CONFERENCES	3,199	0	3,199	0	0
9010 ADVERTISING	10,208	0	0	10,208	0
9400 EQUIPMENT RENTL	92	0	92	0	0
9560 EMPLOYE TRAING	50,107	0	50,107	0	0
9560 TRAING & DEVEL	0	0	0	0	0
<b>Departmental Totals</b>					
Total Expenditures	553,385	0	499,914	33,908	19,563
<b>Deductions</b>					
Total Deductions	0	0	0	0	0
<b>Cost Adjustments</b>					
CMH CHARGES	27,567	0	27,567	0	0
<b>Functional Cost</b>					
	580,952	0	527,481	33,908	19,563





**Ottawa County, Michigan**  
**Indirect Cost Allocation Plan - Allocated Costs**  
**Based on the Year Ended December 31, 2009**  
**Schedule .3 - Costs Allocated By Activity**  
**For Department 1010-2260 HUMAN RESC**

	Total	General & Admin	PERSONNEL MGT	PHYSICALS/ADVERT	LEGAL
<b>Allocation Step 1</b>					
Inbound- All Others	23,033	0	23,033	0	0
1st Allocation	603,985	0	550,514	33,908	19,563
<b>Allocation Step 2</b>					
Inbound- All Others	36,062	0	36,062	0	0
2nd Allocation	36,062	0	36,062	0	0
<b>Total For 02260 1010-2260</b>	<b>640,047</b>	<b>0</b>	<b>586,576</b>	<b>33,908</b>	<b>19,563</b>
<b>Total Allocated</b>					



**Ottawa County, Michigan**  
**Indirect Cost Allocation Plan - Allocated Costs**  
**Based on the Year Ended December 31, 2009**  
**Schedule .4 - Detail Activity Allocations**  
**For Department 1010-2260 HUMAN RESC**

Receiving Department	Allocation Units	Allocation Percentage	Gross Allocation	Direct Billed	Allocation Step1	Allocation Step2	Total Allocation
Activity - PERSONNEL MGT							
1010-1010 BOC	11.00	1.1632	6,404		6,404	430	6,834
1010-1310 CIR CT	14.75	1.5597	8,587		8,587	577	9,164
1010-1360 DIST CT	54.17	5.7282	31,535		31,535	2,119	33,654
1010-1480 PROB CT	6.00	0.6345	3,493		3,493	235	3,728
1010-1490 JUV CT	6.00	0.6345	3,493		3,493	235	3,728
1010-1910 ELECTIONS	2.00	0.2115	1,164		1,164	78	1,242
1010-2010 FISCAL SVC	14.30	1.5122	8,325		8,325		8,325
1010-2100 CORP COUNS	1.58	0.1671	920		920		920
1010-2150 CLERK	22.00	2.3264	12,807		12,807	861	13,668
1010-2230 ADMINISTR	3.34	0.3532	1,944		1,944		1,944
1010-2250 EQUALIZATN	13.50	1.4276	7,859		7,859	528	8,387
1010-2260 HUMAN RESC	4.60	0.4864	2,678		2,678		2,678
1010-2290 PROS ATTY	27.10	2.8657	15,776		15,776	1,060	16,836
1010-2360 REG DEEDS	11.00	1.1632	6,404		6,404	430	6,834
1010-2450 SURV REMON	0.55	0.0582	320		320	22	342
1010-2530 TREASURER	9.45	0.9993	5,501		5,501	370	5,871
1010-2570 COOP EXT	4.33	0.4579	2,521		2,521	169	2,690
1010-2590 GIS	5.00	0.5287	2,911		2,911	196	3,107
1010-2651 HUDSONVLL	0.68	0.0719	396		396	27	423
1010-2652 HOLLAND HS	0.97	0.1026	565		565	38	603
1010-2653 FULTON	0.40	0.0423	233		233	16	249
1010-2654 GR HAVEN	6.69	0.7074	3,895		3,895	262	4,157
1010-2655 HOLL HTL	0.99	0.1047	576		576	39	615
1010-2656 DC FACIL	1.39	0.1470	809		809	54	863
1010-2658 HEALTH	0.38	0.0402	221		221	15	236
1010-2659 CMH	1.04	0.1100	605		605	41	646
1010-2660 COOPERSVL	0.35	0.0370	204		204	14	218
1010-2664 4TH & CLIN	0.29	0.0307	169		169	11	180
1010-2665 JUV SVCS	4.91	0.5192	2,858		2,858	192	3,050
1010-2667 ADM ANNEX	6.21	0.6567	3,615		3,615	243	3,858



**Ottawa County, Michigan**  
**Indirect Cost Allocation Plan - Allocated Costs**  
**Based on the Year Ended December 31, 2009**  
**Schedule .4 - Detail Activity Allocations**  
**For Department 1010-2260 HUMAN RESC**

Activity - PERSONNEL MGT	Receiving Department	Allocation Units	Allocation Percentage	Gross Allocation	Direct Billed	Allocation Step1	Allocation Step2	Total Allocation
	1010-2868 FIA BLDG	1.56	0.1650	908		908	61	969
	1010-2750 DRAIN COMM	7.00	0.7402	4,075		4,075	274	4,349
	1010-3020 SHERIFF	70.95	7.5026	41,303		41,303	2,776	44,079
	1010-3100 WEMET	6.00	0.6346	3,493		3,493	235	3,728
	1010-3113 COPS HOLLN	1.00	0.1057	582		582	39	621
	1010-3119 COOPERSVIL	5.00	0.5287	2,911		2,911	196	3,107
	1010-3120 HUDSONVILL	6.00	0.6345	3,493		3,493	235	3,728
	1010-3170 BLENDON/H	1.00	0.1057	582		582	39	621
	1010-3310 MARINE	0.75	0.0793	437		437	29	466
	1010-3510 JAIL	77.00	8.1424	44,825		44,825	3,012	47,837
	1010-4260 EMERG SVCS	2.10	0.2221	1,222		1,222	82	1,304
	1010-4263 HAZ-MAT	0.40	0.0423	233		233	16	249
	1010-4300 ANIMAL	3.00	0.3172	1,746		1,746	117	1,863
	1010-7211 PLAN/GRANT	6.95	0.7349	4,046		4,046	272	4,318
	2081-7510 PARKS	15.00	1.5862	8,732		8,732	587	9,319
	2160 FOC	36.13	3.8206	21,033		21,033	1,413	22,446
	2170 JUDICIAL GRANTS	6.00	0.6345	3,493		3,493	235	3,728
	2210-ALL HEALTH	92.38	9.7687	53,778		53,778	3,614	57,392
	2220-649 MH	190.55	20.1491	110,923	-27,567	83,356	7,455	90,811
	2272 LF TIPPING	4.72	0.4991	2,748		2,748	185	2,933
	2601 PROS ATT GRANT	3.00	0.3172	1,746		1,746	117	1,863
	2609 COPS FAST	1.00	0.1057	582		582	39	621
	2610 COMM POLICE	43.00	4.5470	25,032		25,032	1,682	26,714
	2661 ROAD PATROL	3.00	0.3172	1,746		1,746	117	1,863
	2740 WIA ADM	3.75	0.3965	2,183		2,183	147	2,330
	2741-7431 WIA ADM	0.01	0.0011	6		6	6	6
	2741-7463 WIA PROG	0.81	0.0857	472		472	32	504
	2741-7464 WIA PROG	1.82	0.1925	1,059		1,059	71	1,130
	2742-7433 WIA PROG	1.15	0.1216	669		669	45	714
	2743-7431 WIA ADM	0.35	0.0370	204		204	14	218



**Ottawa County, Michigan**  
**Indirect Cost Allocation Plan - Allocated Costs**  
**Based on the Year Ended December 31, 2009**  
**Schedule .4 - Detail Activity Allocations**  
**For Department 1010-2260 HUMAN RESC**

Activity - PERSONNEL MGT	Receiving Department	Allocation Units	Allocation Percentage	Gross Allocation	Direct Billed	Allocation Step1	Allocation Step2	Total Allocation
	2743-7433 WIA PROG	3.03	0.3204	1,764		1,764	119	1,883
	2743-7460 WIA PROG	0.59	0.0624	343		343	23	366
	2743-7475 WIA PROG	0.08	0.0085	47		47	3	50
	2744-7441 WIA PROG	0.01	0.0011	6		6		6
	2744-7479 WIA PROG	0.15	0.0159	87		87	6	93
	2744-7484 WIA PROG	0.01	0.0011	6		6		6
	2744-7486 WIA PROG	0.01	0.0011	6		6		6
	2748-7433 WIA PROG	0.22	0.0233	128		128	9	137
	2748-7438 WIA PROG	1.80	0.1903	1,048		1,048	70	1,118
	2748-7439 WIA PROG	0.29	0.0307	169		169	11	180
	2748-7445 WIA PROG	0.17	0.0180	99		99	7	106
	2748-7484 WIA PROG	2.13	0.2252	1,240		1,240	83	1,323
	2750 GRANT PASSTHRU	1.00	0.1057	582		582	39	621
	2800-7480 WIA PROG	0.31	0.0328	180		180	12	192
	2800-7482 WIA PROG	0.17	0.0180	99		99	7	106
	2850 COMM CORRECTNS	9.03	0.9549	5,257		5,257	353	5,610
	2870-7293 COMM ACTN	1.28	0.1354	745		745	50	795
	2870-7295 COMM ACTN	0.13	0.0137	76		76	5	81
	2870-7471 ADMIN	0.97	0.1026	565		565	38	603
	2870-7472 COMM ACTN	4.49	0.4748	2,614		2,614	176	2,790
	2870-7483 COMM ACTN	0.06	0.0063	35		35	2	37
	2870-7485 COMM ACTN	0.52	0.0550	303		303	20	323
	2870-7487 COMM ACTN	0.17	0.0180	99		99	7	106
	2870-7488 COMM ACTN	0.57	0.0603	332		332	22	354
	2870-8990 COMM ACTN	0.42	0.0444	244		244	16	260
	2890-7291 WEATH ADM	0.29	0.0307	169		169	11	180
	2890-7292 WEATHERIZ	0.86	0.0909	501		501	34	535
	2890-7494 WEATHERIZ	0.05	0.0053	29		29	2	31
	2890-7295 WEATH ADM	0.03	0.0032	17		17	1	18
	2890-7296 WEATHERIZ	0.10	0.0106	58		58	4	62



**Ottawa County, Michigan**  
**Indirect Cost Allocation Plan - Allocated Costs**  
**Based on the Year Ended December 31, 2009**  
**Schedule .4 - Detail Activity Allocations**  
**For Department 1010-2260 HUMAN RESC**

Activity - PERSONNEL MGT	Receiving Department	Allocation Units	Allocation Percentage	Gross Allocation	Direct Billed	Allocation Step1	Allocation Step2	Total Allocation
	2890-9990 WEATHERIZ	0.71	0.0751	413		413	28	441
	2920 6620 DETENTION	29.65	3.1353	17,261		17,261	1,160	18,421
	2920 6622 INTEN SUP	3.30	0.3490	1,921		1,921	129	2,050
	2920 6623 TREATMENT	12.43	1.3144	7,236		7,236	486	7,722
	2920 6624 COMM INTR	19.44	2.0557	11,317		11,317	760	12,077
	6360 INFO TECH	18.90	1.9986	11,002		11,002	739	11,741
	6450 DUPLICATN	0.07	0.0074	41		41	3	44
	6550 TELECOMM	1.37	0.1449	798		798	54	852
	6641 EQUIP POOL	0.30	0.0317	175		175	12	187
	6770-8690 LIAB	1.13	0.1195	658		658	44	702
	6770-8710 WC	0.52	0.0550	303		303	20	323
	6771-8520 HEALTH	1.69	0.1787	984		984	66	1,050
	6771-8540 DENTAL	0.24	0.0254	140		140	9	149
	6771-8550 VISION	0.24	0.0254	140		140	9	149
	6772 UNEMPLOYMT	0.29	0.0307	169		169	11	180
	6775 LTD	0.10	0.0106	58		58	4	62
	<b>SubTotal</b>	<b>945.67</b>	<b>100.0000</b>	<b>550,514</b>	<b>-27,567</b>	<b>522,947</b>	<b>36,062</b>	<b>559,009</b>
	<b>Direct Billed</b>				<b>27,567</b>	<b>27,567</b>		<b>27,567</b>
	<b>TOTAL</b>	<b>945.67</b>	<b>100.0000</b>	<b>550,514</b>		<b>550,514</b>	<b>36,062</b>	<b>586,576</b>

Allocation Basis: PERMANENT POSITIONS BY DEPT  
Allocation Source: FISCAL SERVICES

**Ottawa County, Michigan**  
**Indirect Cost Allocation Plan - Allocated Costs**  
**Based on the Year Ended December 31, 2009**  
**Schedule .4 - Detail Activity Allocations**  
**For Department 1010-2260 HUMAN RESC**

Activity - PHYSICALS/ADVERT	Receiving Department	Allocation Units	Allocation Percentage	Gross Allocation	Direct Billed	Allocation Step1	Allocation Step2	Total Allocation
	1010-1360 DIST CT	1.00	1.4286	484		484		484
	1010-1480 PROB CT	2.00	2.8571	969		969		969
	1010-1910 ELECTIONS	1.00	1.4286	484		484		484
	1010-2150 CLERK	3.00	4.2857	1,453		1,453		1,453
	1010-2230 ADMINISTR	3.00	4.2857	1,453		1,453		1,453
	1010-2260 HUMAN RESC	1.00	1.4286	484		484		484
	1010-2290 PROS ATTY	1.00	1.4286	484		484		484
	1010-2530 TREASURER	2.00	2.8571	969		969		969
	1010-2590 GIS	1.00	1.4286	484		484		484
	1010-3020 SHERIFF	9.00	12.8571	4,360		4,360		4,360
	1010-3510 JAIL	5.00	7.1429	2,422		2,422		2,422
	1010-7211 PLAN/GRANT	4.00	5.7143	1,938		1,938		1,938
	2081-7510 PARKS	15.00	21.4286	7,268		7,268		7,268
	2160 FOC	7.00	10.0000	3,391		3,391		3,391
	2610 COMM POLICE	1.00	1.4286	484		484		484
	2850 COMM CORRECTNS	3.00	4.2857	1,453		1,453		1,453
	2920 6620 DETENTION	10.00	14.2857	4,844		4,844		4,844
	2920 6624 COMM INTR	1.00	1.4286	484		484		484
	SubTotal	70.00	100.0000	33,908		33,908		33,908
	TOTAL	70.00	100.0000	33,908		33,908		33,908

Allocation Basis: NEW HIRES BY DEPT: EXCL. HEALTH, MH, JTPA, & ROAD COMM  
 Allocation Source: NEW HIRE REPORT - FIN598

**Ottawa County, Michigan**  
**Indirect Cost Allocation Plan - Allocated Costs**  
**Based on the Year Ended December 31, 2009**  
**Schedule .4 - Detail Activity Allocations**  
**For Department 1010-2260 HUMAN RESC**

Activity - LEGAL	Receiving Department	Allocation Units	Allocation Percentage	Gross Allocation	Direct Billed	Allocation Step1	Allocation Step2	Total Allocation
	1010-1310 CIR CT	1.00	0.1521	30		30		30
	1010-1360 DIST CT	43.38	6.5972	1,291		1,291		1,291
	1010-1480 PROB CT	3.00	0.4562	89		89		89
	1010-1490 JUV CT	3.00	0.4562	89		89		89
	1010-2010 FISCAL SVC	4.50	0.6844	134		134		134
	1010-2150 CLERK	19.00	2.8895	565		565		565
	1010-2250 EQUALIZATN	9.50	1.4448	283		283		283
	1010-2290 PROS ATTY	10.50	1.5968	312		312		312
	1010-2360 REG DEEDS	7.00	1.0646	208		208		208
	1010-2450 SURV REMON	0.05	0.0076	1		1		1
	1010-2530 TREASURER	5.00	0.7604	149		149		149
	1010-2570 COOP EXT	3.00	0.4562	89		89		89
	1010-2651 HUDSONVLL	0.92	0.1399	27		27		27
	1010-2652 HOLLAND HS	1.11	0.1688	33		33		33
	1010-2653 FULTON	0.41	0.0624	12		12		12
	1010-2654 GR HAVEN	3.60	0.5475	107		107		107
	1010-2655 HOLL HTL	1.11	0.1688	33		33		33
	1010-2656 DC FACIL	1.34	0.2038	40		40		40
	1010-2658 HEALTH	0.50	0.0760	15		15		15
	1010-2659 CMH	1.41	0.2144	42		42		42
	1010-2660 COOPERSVL	0.16	0.0243	5		5		5
	1010-2665 JUV SVCS	2.89	0.4395	86		86		86
	1010-2667 ADM ANNEX	3.30	0.5019	98		98		98
	1010-2668 FIA BLDG	1.45	0.2205	43		43		43
	1010-2750 DRAIN COMM	5.75	0.8745	171		171		171
	1010-3020 SHERIFF	64.70	9.8396	1,925		1,925		1,925
	1010-3100 WEMET	6.00	0.9125	179		179		179
	1010-3113 COPS HOLLN	1.00	0.1521	30		30		30
	1010-3119 COOPERSVL	5.00	0.7604	149		149		149
	1010-3120 HUDSONVILL	5.00	0.7604	149		149		149



**Ottawa County, Michigan**  
**Indirect Cost Allocation Plan - Allocated Costs**  
**Based on the Year Ended December 31, 2009**  
**Schedule .4 - Detail Activity Allocations**  
**For Department 1010-2260 HUMAN RESC**

Receiving Department	Allocation Units	Allocation Percentage	Gross Allocation	Direct Billed	Allocation Step1	Allocation Step2	Total Allocation
Activity - LEGAL							
1010-3170 BLENDON/H	1.00	0.1521	30		30		30
1010-3310 MARINE	1.00	0.1521	30		30		30
1010-3510 JAIL	73.00	11.1018	2,172		2,172		2,172
1010-4260 EMERG SVCS	1.10	0.1673	33		33		33
1010-4263 HAZ-MAT	0.40	0.0608	12		12		12
1010-4265 HOMELAND	1.00	0.1521	30		30		30
1010-4300 ANIMAL	3.00	0.4562	89		89		89
1010-6480 MED EXAMIR	0.20	0.0304	6		6		6
1010-7211 PLAN/GRANT	2.95	0.4486	88		88		88
2081-7510 PARKS	4.00	0.6083	119		119		119
2160 FOC	31.00	4.7145	922		922		922
2170 JUDICIAL GRANTS	4.00	0.6083	119		119		119
2210-ALL HEALTH	62.20	9.4594	1,851		1,851		1,851
2220-649 MH	131.30	19.9681	3,905		3,905		3,905
2272 LF TIPPING	2.70	0.4106	80		80		80
2601 PROS ATT GRANT	2.00	0.3042	60		60		60
2610 COMM POLICE	44.00	6.6915	1,309		1,309		1,309
2661 ROAD PATROL	3.00	0.4562	89		89		89
2740 WIA.ADM	2.80	0.4258	83		83		83
2741-7463 WIA PROG	0.42	0.0639	12		12		12
2742-7433 WIA PROG	0.47	0.0715	14		14		14
2743-7431 WIA ADM	0.11	0.0167	3		3		3
2743-7433 WIA PROG	1.49	0.2266	44		44		44
2744-7479 WIA PROG	0.25	0.0380	7		7		7
2746-7438 WIA PROG	0.50	0.0760	15		15		15
2748-7484 WIA PROG	2.45	0.3726	73		73		73
2750 GRANT PASSTHRU	1.00	0.1521	30		30		30
2800-7482 WIA PROG	0.19	0.0289	6		6		6
2850 COMM CORRECTNS	5.63	0.8562	168		168		168
2870-7293 COMM ACTN	1.63	0.2479	48		48		48





**Ottawa County, Michigan**  
**Indirect Cost Allocation Plan - Allocated Costs**  
**Based on the Year Ended December 31, 2009**  
**Schedule .4 - Detail Activity Allocations**  
**For Department 1010-2260 HUMAN RESC**

Activity - LEGAL

Receiving Department	Allocation Units	Allocation Percentage	Gross Allocation	Direct Billed	Allocation Step1	Allocation Step2	Total Allocation
2870-7472 COMM ACTN	2.23	0.3391	66		66		66
2870-7485 COMM ACTN	1.00	0.1521	30		30		30
2870-7487 COMM ACTN	0.19	0.0289	6		6		6
2890-7291 WEATH ADM	0.10	0.0152	3		3		3
2890-7494 WEATHERIZ	0.52	0.0791	15		15		15
2890-7298 WEATHERIZ	4.19	0.6372	125		125		125
2920 6620 DETENTION	22.65	3.4446	674		674		674
2920 6622 INTEN SUP	3.30	0.5019	98		98		98
2920 6623 TREATMENT	9.00	1.3687	268		268		268
2920 6624 COMM INTR	14.00	2.1291	417		417		417
6360 INFO TECH	1.00	0.1521	30		30		30
SubTotal	657.55	100.0000	19,563		19,563		19,563
TOTAL	657.55	100.0000	19,563		19,563		19,563

Allocation Basis: NUMBER OF EMPLOYEES WITH LABOR AGREEMENTS BY DEPT

Allocation Source: UNION EMPLOYEE REPORT - HUMAN RESOURCES



All Monetary Values Are \$ Dollars  
 MAXCars © 2010 MAXIMUS, INC.  
 Report Output Prepared By Agency

**Ottawa County, Michigan**  
**Indirect Cost Allocation Plan - Allocated Costs**  
**Based on the Year Ended December 31, 2009**  
**Schedule .5 - Allocation Summary**  
**For Department 1010-2260 HUMAN RESC**

Receiving Department	Total	PERSONNEL MGT	PHYSICALS/ADVERT	LEGAL
1010-1010 BOC	6,834	6,834	0	0
1010-1310 CIR CT	9,194	9,164	0	30
1010-1360 DIST CT	35,429	33,654	484	1,291
1010-1480 PROB CT	4,786	3,728	969	89
1010-1490 JUV CT	3,817	3,728	0	89
1010-1910 ELECTIONS	1,726	1,242	484	0
1010-2010 FISCAL SVC	8,459	8,325	0	134
1010-2100 CORP COUNS	920	920	0	0
1010-2150 CLERK	15,686	13,668	1,453	565
1010-2230 ADMINISTR	3,397	1,944	1,453	0
1010-2250 EQUALIZATN	8,670	8,387	0	283
1010-2260 HUMAN RESC	3,162	2,678	484	0
1010-2290 PROS ATTY	17,632	16,836	484	312
1010-2360 REG DEEDS	7,042	6,834	0	208
1010-2450 SURV REMON	343	342	0	1
1010-2530 TREASURER	6,989	5,871	969	149
1010-2570 COOP EXT	2,779	2,690	0	89
1010-2590 GIS	3,591	3,107	484	0
1010-2651 HUDSONVLL	450	423	0	27
1010-2652 HOLLAND HS	636	603	0	33
1010-2653 FULTON	261	249	0	12
1010-2654 GR HAVEN	4,264	4,157	0	107
1010-2655 HOLL HTL	648	615	0	33
1010-2656 DC FACIL	903	863	0	40
1010-2658 HEALTH	251	236	0	15
1010-2659 CMH	688	646	0	42
1010-2660 COOPERSVL	223	218	0	5
1010-2664 4TH & CLIN	180	180	0	0
1010-2665 JUV SVCS	3,136	3,050	0	86
1010-2667 ADM ANNEX	3,956	3,858	0	98
1010-2668 FIA BLDG	1,012	969	0	43
1010-2750 DRAIN COMM	4,520	4,349	0	171
1010-3020 SHERIFF	50,364	44,079	4,360	1,925



**Ottawa County, Michigan**  
**Indirect Cost Allocation Plan - Allocated Costs**  
**Based on the Year Ended December 31, 2009**  
**Schedule .5 - Allocation Summary**  
**For Department 1010-2260 HUMAN RESC**

Receiving Department	Total	PERSONNEL MGT	PHYSICALS/ADVERT	LEGAL
1010-3100 WEMMET	3,907	3,728	0	179
1010-3113 COPS HOLLN	651	621	0	30
1010-3119 COOPERSVIL	3,256	3,107	0	149
1010-3120 HUDSONVILL	3,877	3,728	0	149
1010-3170 BLENDON/H	651	621	0	30
1010-3310 MARINE	496	466	0	30
1010-3510 JAIL	52,431	47,837	2,422	2,172
1010-4260 EMERG SVCS	1,337	1,304	0	33
1010-4263 HAZ-MAT	261	249	0	12
1010-4265 HOMELAND	30	0	0	30
1010-4300 ANIMAL	1,952	1,863	0	89
1010-6480 MED EXAMR	6	0	0	6
1010-7211 PLAN/GRANT	6,344	4,318	1,938	88
2081-7510 PARKS	16,706	9,319	7,268	119
2160 FOC	26,759	22,446	3,391	922
2170 JUDICIAL GRANTS	3,847	3,728	0	119
2210-ALL HEALTH	59,243	57,392	0	1,851
2220-649 MH	94,716	90,811	0	3,905
2272 LF TIPPING	3,013	2,933	0	80
2601 PROS ATT GRANT	1,923	1,863	0	60
2609 COPS FAST	621	621	0	0
2610 COMM POLICE	28,507	26,714	484	1,309
2661 ROAD PATROL	1,952	1,863	0	89
2740 WIA ADM	2,413	2,330	0	83
2741-7431 WIA ADM	6	6	0	0
2741-7463 WIA PROG	516	504	0	12
2741-7464 WIA PROG	1,130	1,130	0	0
2742-7433 WIA PROG	728	714	0	14
2743-7431 WIA ADM	221	218	0	3
2743-7433 WIA PROG	1,927	1,883	0	44
2743-7460 WIA PROG	366	366	0	0
2743-7475 WIA PROG	50	50	0	0
2744-7441 WIA PROG	6	6	0	0



Ottawa County, Michigan  
Indirect Cost Allocation Plan - Allocated Costs  
Based on the Year Ended December 31, 2009  
Schedule .5 - Allocation Summary  
For Department 1010-2260 HUMAN RESC

Receiving Department	Total	PERSONNEL MGT	PHYSICALS/ADVERT	LEGAL
2744-7479 WJA PROG	100	93	0	7
2744-7484 WJA PROG	6	6	0	0
2744-7486 WJA PROG	6	6	0	0
2748-7433 WJA PROG	137	137	0	0
2748-7438 WJA PROG	1,133	1,118	0	15
2748-7439 WJA PROG	180	180	0	0
2748-7445 WJA PROG	106	106	0	0
2748-7484 WJA PROG	1,396	1,323	0	73
2750 GRANT PASSTHRU	651	621	0	30
2800-7480 WJA PROG	192	192	0	0
2800-7482 WJA PROG	112	106	0	6
2850 COMM CORRECTNS	7,231	5,610	1,453	168
2870-7293 COMM ACTN	843	795	0	48
2870-7295 COMM ACTN	81	81	0	0
2870-7471 ADMIN	603	603	0	0
2870-7472 COMM ACTN	2,856	2,790	0	66
2870-7483 COMM ACTN	37	37	0	0
2870-7485 COMM ACTN	353	323	0	30
2870-7487 COMM ACTN	112	106	0	6
2870-7488 COMM ACTN	354	354	0	0
2870-9990 COMM ACTN	260	260	0	0
2890-7291 WEATH ADM	183	180	0	3
2890-7292 WEATHERIZ	535	535	0	0
2890-7494 WEATHERIZ	46	31	0	15
2890-7295 WEATH ADM	18	18	0	0
2890-7296 WEATHERIZ	62	62	0	0
2890-7298 WEATHERIZ	125	0	0	125
2890-9990 WEATHERIZ	441	441	0	0
2920 6620 DETENTION	23,939	18,421	4,844	674
2920 6622 INTEN SUP	2,148	2,050	0	98
2920 6623 TREATMENT	7,990	7,722	0	268
2920 6624 COMM INTR	12,978	12,077	484	417
6360 INFO TECH	11,771	11,741	0	30



**Ottawa County, Michigan**  
**Indirect Cost Allocation Plan - Allocated Costs**  
**Based on the Year Ended December 31, 2009**  
**Schedule .5 - Allocation Summary**  
**For Department 1010-2260 HUMAN RESC**

Receiving Department	Total	PERSONNEL MGT	PHYSICALS/ADVERT	LEGAL
6450 DUPLICATN	44	44	0	0
6550 TELECOMM	852	852	0	0
6641 EQUIP POOL	187	187	0	0
6770-8690 LIAB	702	702	0	0
6770-8710 WC	323	323	0	0
6771-8520 HEALTH	1,050	1,050	0	0
6771-8540 DENTAL	149	149	0	0
6771-8550 VISION	149	149	0	0
6772 UNEMPLOYMT	180	180	0	0
6775 LTD	62	62	0	0
Direct Billed	27,567	27,567	0	0
<b>Total</b>	<b>640,047</b>	<b>586,576</b>	<b>33,908</b>	<b>19,563</b>



**OTTAWA COUNTY, MICHIGAN  
TREASURER  
NATURE AND EXTENT OF SERVICES**

The County Treasurer's department is responsible for the cash management and revenue management for Ottawa County. The accounting services provided for by the Treasurer's office include the maintaining and reconciling of bank accounts, overall control of the general ledger, and departmental receipting. Cash and revenue management of the general ledger includes the posting, monitoring, and reconciliation for revenue collected by other departments, current taxes collected by local governmental entities, the sale of dog licenses, and delinquent taxes. For plan purposes, the cost associated with the services provided by the Treasurer's department has been segregated into three categories, based on the number of cash and revenue transactions posted to the general ledger to the (1) General Fund, (2) Other Funds, and (3) General Government activities.

The following is a description of the operating functions and how the plan has allocated the costs:

**Accounting - General Fund** - costs relating to the general fund for accounting services provided by the Treasurer's office have been identified and distributed based on the number of revenue & expenditure transactions posted by benefiting department. (Note: costs relating to the general fund tax revenue, dog licenses, liquor licenses, and ordinance fines and costs have been segregated and identified as general government for plan purposes.)

**Accounting - Other Funds** - costs relating to the accounting services provided by the Treasurer's office for all other funds have been identified and distributed based on the number of cash transactions posted to the general ledger. (Note: costs relating to debt service, bonds, delinquent taxes, and non-personnel trust and agency activities, have been segregated and identified as general government for plan purposes.)

Compensation for this service is allowable under 2 CFR Part 225, formerly OMB A-87, Attachment B.

**OTTAWA COUNTY, MICHIGAN  
TREASURER  
NATURE AND EXTENT OF SERVICES**

1. - "The cost of establishing and maintaining accounting and other information systems for the management of grant programs is allowable."

**Accounting - General Government Activities** - costs relating to services provided by the Treasurer's office for activities relating to current taxes, dog licenses, liquor licenses, ordinance fines and costs, debt service, bonds, delinquent taxes, and non-personnel related trust and agency activities, have been identified within this function. Costs identified as general government have not been distributed within this plan.

This department receives allocations from other service departments. The allocations received are, in turn, reallocated to recipient departments according to the initial distribution established for this service department. This procedure provides for an appropriate allocation of all service department charges.

The State of Michigan's time documentation requirements specifies that time documentation must be maintained if an individual works on two or more indirect activities that are allocated using different allocation bases, or an unallowable activity and a direct or indirect cost activity. The method used to determine the personnel costs assigned to each category for this department: 100% Time Certification and time documentation requirements have been met. All staff charged to the Treasurer's department general ledger activity is 100% Cash/Revenue Accounting and has been reviewed by authorized County personnel.

All applicable credits for direct-billed charges are accounted for in the initial allocation.

**Ottawa County, Michigan**  
**Indirect Cost Allocation Plan - Allocated Costs**  
**Based on the Year Ended December 31, 2009**  
**Schedule .2 - Costs To Be Allocated**  
**For Department 1010-2530 TREASURER**

	1st Allocation	2nd Allocation	Sub-Total	Total
<b>Expenditures Per Financial Statement:</b>	867,806			867,806
BLDG USE CHG	17,753		17,753	
1010-2010 FISCAL SVC	24,055	1,692	25,747	
1010-2100 CORP COUNS	1,664	113	1,777	
1010-2230 ADMINISTR	4,442	363	4,805	
1010-2260 HUMAN RESC	6,619	370	6,989	
1010-2530 TREASURER		8,294	8,294	
1010-2654 GR HAVEN		5,041	5,041	
1010-2667 ADM ANNEX		33,670	33,670	
1010-8650 INSURANCE		11,558	11,558	
<b>Total Allocated Additions:</b>	<b>54,533</b>	<b>61,101</b>	<b>115,634</b>	<b>115,634</b>
6080 DEPTL SERVICES	( 23,606)			
6760 REIMBURSEMENTS	( 208)			
<b>Total Departmental Cost Adjustments:</b>	<b>( 23,814)</b>			<b>( 23,814)</b>
<b>Total To Be Allocated:</b>	<b>898,525</b>	<b>61,101</b>		<b>959,626</b>



**Ottawa County, Michigan**  
**Indirect Cost Allocation Plan - Allocated Costs**  
**Based on the Year Ended December 31, 2009**  
**Schedule .3 - Costs Allocated By Activity**  
**For Department 1010-2530 TREASURER**

	Total	General & Admin	ACCTG GEN FUND	ACCTG OTHR FUND	GEN'L GOVERNMENT
<b>Wages &amp; Benefits</b>					
SALARIES & WAGES	410,530	0	99,307	183,384	127,839
FRINGE BENEFITS	188,596	0	45,621	84,246	58,729
<b>Other Expense &amp; Cost</b>					
7270 OFFICE SUPPLIE	6,953	0	1,682	3,106	2,165
7280 PRINTG & BINDG	7,521	0	1,819	3,360	2,342
7300 POSTAGE	29,032	0	7,023	12,968	9,041
7390 OPERATNL SUPPL	7,225	0	1,748	3,227	2,250
8080 SERVICE CONTRA	42,272	0	10,226	18,882	13,164
8100 BANK SVC CHGS	57,742	0	13,968	25,793	17,981
8300 MEMBERSHIPS	1,014	0	245	453	316
8310 DATA PROCESSG	43,075	0	10,420	19,241	13,414
8500 TELEPHONE	6,683	0	1,617	2,985	2,081
8600 TRAVEL-MILEAGE	3,173	0	768	1,417	988
8610 CONFERENCES	2,695	0	652	1,204	839
9100 INSURANCE & BON	38,560	0	9,328	17,224	12,008
9400 EQUIPMT RENTL	18,555	0	4,488	8,289	5,778
9560 EMPLOYEE TRAIN	4,180	0	1,011	1,867	1,302
<b>Departmental Totals</b>					
Total Expenditures	867,806	0	209,923	387,646	270,237
<b>Deductions</b>					
Total Deductions	0	0	0	0	0
<b>Cost Adjustments</b>					
6080 DEPTL SERVICES	( 23,606)	0	( 5,710)	( 10,545)	( 7,351)
6760 REIMBURSEMENTS	( 208)	0	( 50)	( 93)	( 65)
<b>Functional Cost</b>	843,992	0	204,163	377,008	262,821



Ottawa County, Michigan  
 Indirect Cost Allocation Plan - Allocated Costs  
 Based on the Year Ended December 31, 2009  
 Schedule .3 - Costs Allocated By Activity  
 For Department 1010-2530 TREASURER

	Total	General & Admin	ACCTG GEN FUND	ACCTG OTHR FUND	GEN'L GOVERNMENT
<b>Allocation Step 1</b>					
Inbound- All Others	54,533	0	13,190	24,362	16,981
Unallocated Costs	( 279,802)	0	0	0	( 279,802)
1st Allocation	618,723	0	217,353	401,370	0
<b>Allocation Step 2</b>					
Inbound- All Others	61,101	0	14,779	27,296	19,026
Unallocated Costs	( 19,026)	0	0	0	( 19,026)
2nd Allocation	42,075	0	14,779	27,296	0
<b>Total For 02530 1010-2530</b>	<b>660,798</b>	<b>0</b>	<b>232,132</b>	<b>428,666</b>	<b>0</b>
<b>Total Allocated</b>					



**Ottawa County, Michigan**  
**Indirect Cost Allocation Plan - Allocated Costs**  
**Based on the Year Ended December 31, 2009**  
**Schedule .4 - Detail Activity Allocations**  
**For Department 1010-2530 TREASURER**

Receiving Department	Allocation Units	Allocation Percentage	Gross Allocation	Direct Billed	Allocation Step1	Allocation Step2	Total Allocation
Activity - ACCTG GEN FUND							
1010-1010 BOC	798	0.2428	528		528	38	566
1010-1290 TAX ALLOC	32	0.0097	21		21	2	23
1010-1310 CIR CT	5,847	1.7790	3,867		3,867	281	4,148
1010-1360 DIST CT	97,761	29.7445	64,651		64,651	4,690	69,341
1010-1380 CIR STRAT	40	0.0122	26		26	2	28
1010-1480 PROB CT	3,980	1.2109	2,632		2,632	191	2,823
1010-1490 JUV CT	2,789	0.8486	1,844		1,844	134	1,978
1010-1492 JUV INCENT	44	0.0134	29		29	2	31
1010-1520 ADULT PROB	326	0.0992	216		216	16	232
1010-1660 FAM COUNSL	1,720	0.5233	1,137		1,137	83	1,220
1010-1670 JURY COMM	20	0.0061	13		13	1	14
1010-1910 ELECTIONS	552	0.1680	365		365	26	391
1010-2010 FISCAL SVC	5,034	1.5316	3,329		3,329		3,329
1010-2100 CORP COUNS	752	0.2288	497		497		497
1010-2150 CLERK	37,394	11.3774	24,729		24,729	1,794	26,523
1010-2230 ADMINISTR	866	0.2635	573		573		573
1010-2250 EQUALIZATN	841	0.2559	556		556	40	596
1010-2260 HUMAN RESC	1,421	0.4324	940		940		940
1010-2290 PROS ATTY	3,695	1.1242	2,444		2,444	177	2,621
1010-2360 REG DEEDS	110,351	33.5752	72,977		72,977	5,293	78,270
1010-2450 SURV REMON	689	0.2096	456		456	33	489
1010-2470 PLAT BOARD	111	0.0338	73		73	5	78
1010-2530 TREASURER	12,541	3.8157	8,294		8,294		8,294
1010-2570 COOP EXT	1,194	0.3633	790		790	57	847
1010-2590 GIS	1,293	0.3934	855		855	62	917
1010-2610 BLDG AUTH	9	0.0027	6		6		6
1010-2651 HUDSONVLL	773	0.2352	511		511	37	548
1010-2652 HOLLAND HS	868	0.2641	574		574	42	616
1010-2653 FULTON	660	0.2008	436		436	32	468
1010-2654 GR HAVEN	1,034	0.3146	684		684	50	734



**Ottawa County, Michigan**  
**Indirect Cost Allocation Plan - Allocated Costs**  
**Based on the Year Ended December 31, 2009**  
**Schedule .4 - Detail Activity Allocations**  
**For Department 1010-2530 TREASURER**

Receiving Department	Allocation Units	Allocation Percentage	Gross Allocation	Direct Billed	Allocation Step1	Allocation Step2	Total Allocation
Activity - ACCTG GEN FUND							
1010-2655 HOLL HTL	944	0.2872	624		624	45	669
1010-2656 DC FACIL	838	0.2550	554		554	40	594
1010-2658 HEALTH	659	0.2005	436		436	32	468
1010-2659 CMH	869	0.2644	575		575	42	617
1010-2660 COOPERSVL	630	0.1917	417		417	30	447
1010-2661 EMERG SVCS	40	0.0122	26		26	2	28
1010-2664 4TH & CLIN	595	0.1810	393		393	29	422
1010-2665 JUV SVCS	1,230	0.3742	813		813	59	872
1010-2667 ADM ANNEX	1,657	0.5042	1,096		1,096	79	1,175
1010-2668 FIA BLDG	930	0.2830	615		615	45	660
1010-2750 DRAIN COMM	1,023	0.3113	677		677	49	726
1010-2800 SOIL/WATER	6	0.0018	4		4		4
1010-3020 SHERIFF	11,101	3.3776	7,341		7,341	533	7,874
1010-3100 WEMET	644	0.1959	426		426	31	457
1010-3113 COPS HOLLN	603	0.1835	399		399	29	428
1010-3119 COOPERSVIL	785	0.2388	519		519	38	557
1010-3120 HUDSONVILL	774	0.2355	512		512	37	549
1010-3160 SCAT	49	0.0149	32		32	2	34
1010-3170 BLENDON/H	580	0.1765	384		384	28	412
1010-3200 SHER TRAINING	98	0.0298	65		65	5	70
1010-3250 CENT DISP	594	0.1807	393		393	28	421
1010-3310 MARINE	1,029	0.3131	680		680	49	729
1010-3510 JAIL	2,380	0.7241	1,574		1,574	114	1,688
1010-4260 EMERG SVCS	996	0.3030	659		659	48	707
1010-4262 SOLUTION	645	0.1962	427		427	31	458
1010-4263 HAZ-MAT	859	0.2614	568		568	41	609
1010-4300 ANIMAL	684	0.2081	452		452	33	485
1010-4450 DRAIN ASSMT	35	0.0106	23		23	2	25
1010-6039 JAIL HEALTH	1,193	0.3630	789		789	57	846
1010-6300 SUB ABUSE	99	0.0301	65		65	5	70



**Ottawa County, Michigan**  
**Indirect Cost Allocation Plan - Allocated Costs**  
**Based on the Year Ended December 31, 2009**  
**Schedule 4 - Detail Activity Allocations**  
**For Department 1010-2530 TREASURER**

Activity - ACCTG GEN FUND

Receiving Department	Allocation Units	Allocation Percentage	Gross Allocation	Direct Billed	Allocation Step1	Allocation Step2	Total Allocation
1010-6480 MED EXAMR	1,378	0.4193	911		911	66	977
1010-6810 VET BURIAL	174	0.0529	115		115	8	123
1010-8650 INSURANCE	1,032	0.3140	682		682	50	732
OTHER	81	0.0246	54		54	4	58
SubTotal	328,669	100.0000	217,353		217,353	14,779	232,132
TOTAL	328,669	100.0000	217,353		217,353	14,779	232,132

Allocation Basis: REVENUE & EXPENDITURE TRANSACTION BY DEPT

Allocation Source: GENERAL LEDGER DETAIL

**Ottawa County, Michigan**  
**Indirect Cost Allocation Plan - Allocated Costs**  
**Based on the Year Ended December 31, 2009**  
**Schedule .4 - Detail Activity Allocations**  
**For Department 1010-2530 TREASURER**

Receiving Department	Allocation Units	Allocation Percentage	Gross Allocation	Direct Billed	Allocation Step 1	Allocation Step 2	Total Allocation
Activity - ACCTG OTHR FUND							
2010 ROAD COMM	335	2.3900	9,593		9,593	652	10,245
2081-7510 PARKS	878	6.2638	25,141		25,141	1,710	26,851
2160 FOC	771	5.5005	22,077		22,077	1,501	23,578
2170 JUDICIAL GRANTS	158	1.1272	4,524		4,524	308	4,832
2210-ALL HEALTH	1,097	7.8262	31,412		31,412	2,136	33,548
2220-649 MH	789	5.6289	22,593		22,593	1,536	24,129
2271 LANDFILL	20	0.1427	573		573	39	612
2272 LF TIPPING	333	2.3757	9,535		9,535	648	10,183
2320 TRANSPORTN	12	0.0856	344		344	23	367
2420 PLANG COMM	78	0.5565	2,233		2,233	152	2,385
2444 INFRASTRUCTR	34	0.2426	974		974	66	1,040
2450 PUBLIC IMP	133	0.9488	3,808		3,808	259	4,067
2550 HOMESTEAD	12	0.0856	344		344	23	367
2560 ROD AUTOMT	486	3.4672	13,916		13,916	946	14,862
2601 PROS ATT GRANT	115	0.8204	3,293		3,293	224	3,517
2602 WEMMET	301	2.1474	8,619		8,619	586	9,205
2609 COPS FAST	157	1.1201	4,496		4,496	306	4,802
2610 COMM POLICE	396	2.8251	11,339		11,339	771	12,110
2661 ROAD PATROL	139	0.9917	3,980		3,980	271	4,251
2690 LAW LIBRARY	43	0.3068	1,231		1,231	84	1,315
2740 WIA ADM	264	1.8834	7,560		7,560	514	8,074
2741-7431 WIA ADM	260	1.8549	7,445		7,445	506	7,951
2742-7433 WIA PROG	231	1.6480	6,615		6,615	450	7,065
2743-7431 WIA ADM	353	2.5184	10,108		10,108	687	10,795
2744-7431 WIA ADM	185	1.3198	5,297		5,297	360	5,657
2748-7431 WIA ADM	372	2.6539	10,652		10,652	724	11,376
2749-7486 WIA PROG	14	0.0999	401		401	27	428
2750 GRANT PASSTHRU	107	0.7634	3,064		3,064	208	3,272
2800 WIA ADM	125	0.8918	3,579		3,579	243	3,822
2810 FED EMG MGMT	17	0.1213	487		487	33	520

**Ottawa County, Michigan**  
**Indirect Cost Allocation Plan - Allocated Costs**  
**Based on the Year Ended December 31, 2009**  
**Schedule .4 - Detail Activity Allocations**  
**For Department 1010-2530 TREASURER**

Receiving Department	Allocation Units	Allocation Percentage	Gross Allocation	Direct Billed	Allocation Step1	Allocation Step2	Total Allocation
Activity - ACCTG OTHR FUND							
2850 COMM CORRECTNS	1,108	7.9044	31,729		31,729	2,162	33,891
2870-7471 ADMIN	298	2.1260	8,533		8,533	580	9,113
2890-7291 WEATH ADM	226	1.6123	6,471		6,471	440	6,911
2900 DEPT HUMAN SVC	237	1.6908	6,786		6,786	462	7,248
2920 6620 DETENTION	792	5.6503	22,679		22,679	1,542	24,221
2921 CC SOC SVCS	18	0.1284	515		515	35	550
2930 SOLDIER/SAILOR	37	0.2640	1,059		1,059	72	1,131
2940 VETS TRUST	49	0.3496	1,403		1,403	95	1,498
2980 COMPENS ABSENS	12	0.0856	344		344	23	367
6360 INFO TECH	727	5.1866	20,817		20,817	1,416	22,233
6450 DUPLICATN	311	2.2187	8,905		8,905	606	9,511
6550 TELECOMM	244	1.7407	6,987		6,987	475	7,462
6641 EQUIP POOL	896	6.3922	25,657		25,657	1,745	27,402
6770-8690 LIAB	210	1.4982	6,013		6,013	409	6,422
6771-8520 HEALTH	397	2.8323	11,368		11,368	773	12,141
6772 UNEMPLOYMT	117	0.8347	3,350		3,350	228	3,578
6775 LTD	81	0.5779	2,319		2,319	158	2,477
6780 INSUR AUTH	5	0.0357	143		143	10	153
OTHER	37	0.2640	1,059		1,059	72	1,131
<b>SubTotal</b>	<b>14,017</b>	<b>100.0000</b>	<b>401,370</b>		<b>401,370</b>	<b>27,296</b>	<b>428,666</b>
<b>TOTAL</b>	<b>14,017</b>	<b>100.0000</b>	<b>401,370</b>		<b>401,370</b>	<b>27,296</b>	<b>428,666</b>

Allocation Basis: NUMBER OF CASH TRANSACTIONS BY FUND/DEPT  
 Allocation Source: TRANSACTION REPORT -MIS

**Ottawa County, Michigan**  
**Indirect Cost Allocation Plan - Allocated Costs**  
**Based on the Year Ended December 31, 2009**  
**Schedule .5 - Allocation Summary**  
**For Department 1010-2530 TREASURER**

Receiving Department	Total	ACCTG GEN FUND	ACCTG OTHR FUND
1010-1010 BOC	566	566	0
1010-1290 TAX ALLOC	23	23	0
1010-1310 CIR CT	4,148	4,148	0
1010-1360 DIST CT	69,341	69,341	0
1010-1380 CIR STRAT	28	28	0
1010-1480 PROB CT	2,823	2,823	0
1010-1490 JUV CT	1,978	1,978	0
1010-1492 JUV INCENT	31	31	0
1010-1520 ADULT PROB	232	232	0
1010-1660 FAM COUNSL	1,220	1,220	0
1010-1670 JURY COMM	14	14	0
1010-1910 ELECTIONS	391	391	0
1010-2010 FISCAL SVC	3,329	3,329	0
1010-2100 CORP COUNS	497	497	0
1010-2150 CLERK	26,523	26,523	0
1010-2230 ADMINISTR	573	573	0
1010-2250 EQUALIZATN	596	596	0
1010-2260 HUMAN RESC	940	940	0
1010-2290 PROS ATTY	2,621	2,621	0
1010-2360 REG DEEDS	78,270	78,270	0
1010-2450 SURV REMON	489	489	0
1010-2470 PLAT BOARD	78	78	0
1010-2530 TREASURER	8,294	8,294	0
1010-2570 COOP EXT	847	847	0
1010-2590 GIS	917	917	0
1010-2610 BLDG AUTH	6	6	0
1010-2651 HUDSONVLL	548	548	0
1010-2652 HOLLAND HS	616	616	0
1010-2653 FULTON	468	468	0
1010-2654 GR HAVEN	734	734	0
1010-2655 HOLL HTL	669	669	0
1010-2656 DC FACIL	594	594	0
1010-2658 HEALTH	468	468	0





**Ottawa County, Michigan**  
**Indirect Cost Allocation Plan - Allocated Costs**  
**Based on the Year Ended December 31, 2009**  
**Schedule .5 - Allocation Summary**  
**For Department 1010-2530 TREASURER**

Receiving Department	Total	ACCTG GEN FUND	ACCTG OTHR FUND
1010-2659 CMH	617	617	0
1010-2660 COOPERSVL	447	447	0
1010-2661 EMERG SVCS	28	28	0
1010-2664 4TH & CLIN	422	422	0
1010-2665 JUV SVCS	872	872	0
1010-2667 ADM ANNEX	1,175	1,175	0
1010-2668 FIA BLDG	660	660	0
1010-2750 DRAIN COMM	726	726	0
1010-2800 SOIL/WATER	4	4	0
1010-3020 SHERIFF	7,874	7,874	0
1010-3100 WEMET	457	457	0
1010-3113 COPS HOLLN	428	428	0
1010-3119 COOPERSVIL	557	557	0
1010-3120 HUDSONVILL	549	549	0
1010-3160 SCAT	34	34	0
1010-3170 BLENDON/H	412	412	0
1010-3200 SHER TRAIING	70	70	0
1010-3250 CENT DISP	421	421	0
1010-3310 MARINE	729	729	0
1010-3510 JAIL	1,688	1,688	0
1010-4260 EMERG SVCS	707	707	0
1010-4262 SOLUTION	458	458	0
1010-4263 HAZ-MAT	609	609	0
1010-4300 ANIMAL	485	485	0
1010-4450 DRAIN ASSMT	25	25	0
1010-6039 JAIL HEALTH	846	846	0
1010-6300 SUB ABUSE	70	70	0
1010-6480 MED EXAMR	977	977	0
1010-6810 VET BURIAL	123	123	0
1010-8650 INSURANCE	732	732	0
2010 ROAD COMM	10,245	0	10,245
2081-7510 PARKS	26,851	0	26,851
2160 FOC	23,578	0	23,578



**Ottawa County, Michigan**  
**Indirect Cost Allocation Plan - Allocated Costs**  
**Based on the Year Ended December 31, 2009**  
**Schedule .5 - Allocation Summary**  
**For Department 1010-2530 TREASURER**

Receiving Department	Total	ACCTG GEN FUND	ACCTG OTHR FUND
2170 JUDICIAL GRANTS	4,832	0	4,832
2210-ALL HEALTH	33,548	0	33,548
2220-649 MH	24,129	0	24,129
2271 LANDFILL	612	0	612
2272 LF TIPPING	10,183	0	10,183
2320 TRANSPORTN	367	0	367
2420 PLANG COMM	2,385	0	2,385
2444 INFRASTRUCTR	1,040	0	1,040
2450 PUBLIC IMP	4,067	0	4,067
2550 HOMESTEAD	367	0	367
2560 ROD AUTOMT	14,862	0	14,862
2601 PROS ATT GRANT	3,517	0	3,517
2602 WEMET	9,205	0	9,205
2609 COPS FAST	4,802	0	4,802
2610 COMM POLICE	12,110	0	12,110
2661 ROAD PATROL	4,251	0	4,251
2690 LAW LIBRARY	1,315	0	1,315
2740 WIA ADM	8,074	0	8,074
2741-7431 WIA ADM	7,951	0	7,951
2742-7433 WIA PROG	7,065	0	7,065
2743-7431 WIA ADM	10,795	0	10,795
2744-7431 WIA ADM	5,657	0	5,657
2748-7431 WIA ADM	11,376	0	11,376
2749-7486 WIA PROG	428	0	428
2750 GRANT PASSTHRU	3,272	0	3,272
2800 WIA ADM	3,822	0	3,822
2810 FED EMG MGMT	520	0	520
2850 COMM CORRECTNS	33,891	0	33,891
2870-7471 ADMIN	9,113	0	9,113
2890-7291 WEATH ADM	6,911	0	6,911
2900 DEPT HUMAN SVC	7,248	0	7,248
2920 6620 DETENTION	24,221	0	24,221
2921 CC SOC SVCS	550	0	550



**Ottawa County, Michigan**  
**Indirect Cost Allocation Plan - Allocated Costs**  
**Based on the Year Ended December 31, 2009**  
**Schedule .5 - Allocation Summary**  
**For Department 1010-2530 TREASURER**

Receiving Department	Total	ACCTG GEN FUND	ACCTG OTHR FUND
2930 SOLDIERS/SAILOR	1,131	0	1,131
2940 VETS TRUST	1,498	0	1,498
2980 COMPENS ABSENS	367	0	367
6360 INFO TECH	22,233	0	22,233
6450 DUPLICATN	9,511	0	9,511
6550 TELECOMM	7,462	0	7,462
6641 EQUIP POOL	27,402	0	27,402
6770-8690 LIAB	6,422	0	6,422
6771-8520 HEALTH	12,141	0	12,141
6772 UNEMPLOYMT	3,578	0	3,578
6775 LTD	2,477	0	2,477
6780 INSUR AUTH	153	0	153
OTHER	1,189	58	1,131
Direct Billed	0	0	0
<b>Total</b>	<b>660,798</b>	<b>232,132</b>	<b>428,666</b>



**OTTAWA COUNTY, MICHIGAN  
BUILDINGS AND GROUNDS  
HUDSONVILLE HUMAN SERVICES FACILITY  
NATURE AND EXTENT OF SERVICES**

The Buildings and Grounds Department is responsible for overall administration of maintenance and repair programs to various County-owned or operated facilities and property. This includes answering requests by various departments, upkeep of County owned structures and property and keeping support machinery (lighting, heating, and cooling equipment) in a state of good repair.

This schedule has been created to distribute related costs of the Hudsonville Human Services Facility. The basis of allocation is the assigned square footage by occupant department for this building. All areas of this facility received essentially the same type and level of service.

This department receives allocations from other service departments. The allocations received are, in turn, reallocated to recipient departments according to the initial distribution established for this service department. This procedure provides for an appropriate allocation of all service department charges.

The State of Michigan's time documentation requirements specifies that time documentation must be maintained if an individual works on two or more indirect activities that are allocated using different allocation bases, or an unallowable activity and a direct or indirect cost activity. The method used to determine the personnel costs assigned to each category for this department: 100% Time Certification and time documentation requirements have been met. All staff charged to the Building and Ground's department general ledger activity is 100% Maintenance and has been reviewed by authorized County personnel.

All applicable credits for direct-billed charges are accounted for in the initial allocation.

**Ottawa County, Michigan**  
**Indirect Cost Allocation Plan - Allocated Costs**  
**Based on the Year Ended December 31, 2009**  
**Schedule .2 - Costs To Be Allocated**  
**For Department 1010-2651 HUDSONVLL**

	1st Allocation	2nd Allocation	Sub-Total	Total
<b>Expenditures Per Financial Statement:</b>				
9100 INSURANCE & BON	170,010			170,010
	( 5,144)			
<b>Total Deductions:</b>	<u>( 5,144)</u>			<u>( 5,144)</u>
1010-2010 FISCAL SVC	3,154	243	3,397	
1010-2100 CORP COJNS	120	8	128	
1010-2230 ADMINISTR	320	26	346	
1010-2260 HUMAN RESC	423	27	450	
1010-2530 TREASURER	511	37	548	
<b>Total Allocated Additions:</b>	<u>4,528</u>	<u>341</u>	<u>4,869</u>	<u>4,869</u>
<b>Total To Be Allocated:</b>	<u>168,394</u>	<u>341</u>	<u>169,735</u>	<u>169,735</u>



**Ottawa County, Michigan**  
**Indirect Cost Allocation Plan - Allocated Costs**  
**Based on the Year Ended December 31, 2009**  
**Schedule .3 - Costs Allocated By Activity**  
**For Department 1010-2651 HUDSONVLL**

	Total	General & Admin	HUDSONVILLE
<b>Wages &amp; Benefits</b>			
SALARIES & WAGES	28,954	0	28,954
FRINGE BENEFITS	14,085	0	14,085
<b>Other Expense &amp; Cost</b>			
7390 OPERATNL SUPPL	13,583	0	13,583
8080 SERVICE CONTRAC	35,278	0	35,278
8500 TELEPHONE	1,293	0	1,293
8680 VEHICLE INSURAN	1,515	0	1,515
*9100 INSURANCE & BON	5,144	5,144	0
920 UTILITIES	49,924	0	49,924
9300 EQUIPMENT R&M	4,668	0	4,668
9370 BLDG REPAIR	2,719	0	2,719
9380 GROUNDS MTCE	12,847	0	12,847
<b>Departmental Totals</b>			
Total Expenditures	170,010	5,144	164,866
<b>Deductions</b>			
Total Deductions	( 5,144)	( 5,144)	0
<b>Functional Cost</b>			
Allocation Step 1	164,866	0	164,866
Inbound- All Others	4,528	0	4,528
1st Allocation	169,394	0	169,394
Allocation Step 2			
Inbound- All Others	341	0	341
2nd Allocation	341	0	341
<b>Total For 02651 1010-2651</b>			
Total Allocated	169,735	0	169,735



**Ottawa County, Michigan**  
**Indirect Cost Allocation Plan - Allocated Costs**  
**Based on the Year Ended December 31, 2009**  
**Schedule .4 - Detail Activity Allocations**  
**For Department 1010-2651 HUDSONVLL**

Activity - HUDSONVILLE Receiving Department	Allocation Units	Allocation Percentage	Gross Allocation	Direct Billed	Allocation Step1	Allocation Step2	Total Allocation
1010-1360 DIST CT	145.90	58.4302	98,978		98,978	200	99,178
2210-ALL HTL-BLDG OPER	54.50	21.8262	36,972	-34,724	2,248	74	2,322
2220-ALL MH BLDG OPER	23.40	9.3712	15,874	-14,973	901	32	933
OTHER	25.90	10.3724	17,570		17,570	35	17,605
SubTotal	249.70	100.0000	169,394	-49,697	119,697	341	120,038
Direct Billed				49,697	49,697		49,697
TOTAL	249.70	100.0000	169,394		169,394	341	169,735

Allocation Basis: HUDSONVILLE-ASSIGNED SQUARE FOOTAGE BY OCCUPANT DEPT

Allocation Source: PURCHASING & FACILITIES

**Ottawa County, Michigan**  
**Indirect Cost Allocation Plan - Allocated Costs**  
**Based on the Year Ended December 31, 2009**  
**Schedule .5 - Allocation Summary**  
**For Department 1010-2651 HUDSONVILLE**

Receiving Department	Total	HUDSONVILLE
1010-1360 DIST CT	99,178	99,178
2210-ALL HTL-BLDG OPER	2,322	2,322
2220-ALL MH BLDG OPER	933	933
OTHER	17,605	17,605
Direct Billed	49,697	49,697
<b>Total</b>	<b>169,735</b>	<b>169,735</b>





**OTTAWA COUNTY, MICHIGAN  
BUILDINGS AND GROUNDS  
HUMAN SERVICES BUILDING  
NATURE AND EXTENT OF SERVICES**

The Buildings and Grounds Department is responsible for overall administration of maintenance and repair programs to various County owned or operated facilities and property. This includes answering requests by various departments, upkeep of County owned structures and property and keeping support machinery (lighting, heating, and cooling equipment) in a state of good repair.

This schedule has been created to distribute related costs of the Human Services Building. The basis of allocation is the assigned square footage by occupant department for this building. All areas of this facility received essentially the same type and level of service.

This department receives allocations from other service departments. The allocations received are, in turn, reallocated to recipient departments according to the initial distribution established for this service department. This procedure provides for an appropriate allocation of all service department charges.

The State of Michigan's time documentation requirements specifies that time documentation must be maintained if an individual works on two or more indirect activities that are allocated using different allocation bases, or an unallowable activity and a direct or indirect cost activity. The method used to determine the personnel costs assigned to each category for this department: 100% Time Certification and time documentation requirements have been met. All staff charged to the Building and Ground's department general ledger activity is 100% Maintenance and has been reviewed by authorized County personnel.

All applicable credits for direct-billed charges are accounted for in the initial allocation.

**Indirect Cost Allocation Plan - Allocated Costs**  
**Based on the Year Ended December 31, 2009**  
**Schedule .2 - Costs To Be Allocated**  
**For Department 1010-2652 HOLLAND HS**

	1st Allocation	2nd Allocation	Sub-Total	Total
<b>Expenditures Per Financial Statement:</b>				
1010-2010 FISCAL SVC	184,246			184,246
1010-2100 CORP COUNS	3,285	254	3,539	
1010-2230 ADMINISTR	171	12	183	
1010-2260 HUMAN RESC	456	37	493	
1010-2530 TREASURER	598	38	636	
	574	42	616	
<b>Total Allocated Additions:</b>	<b>5,084</b>	<b>383</b>	<b>5,467</b>	<b>5,467</b>
<b>Total To Be Allocated:</b>	<b>189,330</b>	<b>383</b>		<b>189,713</b>

**Ottawa County, Michigan**  
**Indirect Cost Allocation Plan - Allocated Costs**  
**Based on the Year Ended December 31, 2009**  
**Schedule .3 - Costs Allocated By Activity**  
**For Department 1010-2652 HOLLAND HS**

	Total	General & Admin	HS
<b>Wages &amp; Benefits</b>			
SALARIES & WAGES	41,441	0	41,441
FRINGE BENEFITS	20,196	0	20,196
<b>Other Expense &amp; Cost</b>			
7390 OPERATNL SUPPL	6,043	0	6,043
8080 SERVICE CONTRAC	36,736	0	36,736
8500 TELEPHONE	282	0	282
8600 TRAVEL-MILEAGE	2	0	2
8680 VEHICLE INSURN	912	0	912
9100 INSURANCE & BON	3,589	0	3,589
9200 UTILITIES	53,536	0	53,536
9300 EQUIPMENT R&M	3,172	0	3,172
9370 BUILDING REPAI	1,695	0	1,695
9380 GROUNDS MAINTC	11,739	0	11,739
9400 EQUIP RENTAL	1,838	0	1,838
9580 SPECIAL ASSMTS	3,065	0	3,065
<b>Departmental Totals</b>			
Total Expenditures	184,246	0	184,246
<b>Deductions</b>			
Total Deductions	0	0	0
<b>Functional Cost</b>			
Allocation Step 1	184,246	0	184,246
Inbound- All Others	5,084	0	5,084
1st Allocation	189,330	0	189,330
Allocation Step 2			
Inbound- All Others	383	0	383
2nd Allocation	383	0	383



**Ottawa County, Michigan**  
**Indirect Cost Allocation Plan - Allocated Costs**  
**Based on the Year Ended December 31, 2009**  
**Schedule .3 - Costs Allocated By Activity**  
**For Department 1010-2652 HOLLAND HS**

	Total	General & Admin	HS
Total For 02652 1010-2652	189,713	0	189,713
Total Allocated			



**Ottawa County, Michigan**  
**Indirect Cost Allocation Plan - Allocated Costs**  
**Based on the Year Ended December 31, 2009**  
**Schedule 4 - Detail Activity Allocations**  
**For Department 1010-2652 HOLLAND HS**

Activity - HS

Receiving Department	Allocation Units	Allocation Percentage	Gross Allocation	Direct Billed	Allocation Step1	Allocation Step2	Total Allocation
2220-ALL MH BLDG OPER	12,277	100.0000	189,330	-176,645	12,685	383	13,068
SubTotal	12,277	100.0000	189,330	-176,645	12,685	383	13,068
Direct Billed				176,645	176,645		176,645
<b>TOTAL</b>	<b>12,277</b>	<b>100.0000</b>	<b>189,330</b>		<b>189,330</b>	<b>383</b>	<b>189,713</b>

Allocation Basis: HOLLAND/HUMAN SVCS ASSIGNED SQUARE FOOTAGE BY DEPT

Allocation Source: PURCHASING & FACILITIES

**Ottawa County, Michigan**  
**Indirect Cost Allocation Plan - Allocated Costs**  
**Based on the Year Ended December 31, 2009**  
**Schedule .5 - Allocation Summary**  
**For Department 1010-2652 HOLLAND HS**

Receiving Department	Total	HS
2220-ALL MH BLDG OPER	13,068	13,068
Direct Billed	176,645	176,645
<b>Total</b>	<u>189,713</u>	<u>189,713</u>



**OTTAWA COUNTY, MICHIGAN  
BUILDINGS AND GROUNDS  
FULTON STREET FACILITY  
NATURE AND EXTENT OF SERVICES**

The Buildings and Grounds Department is responsible for overall administration of maintenance and repair programs to various County-owned or operated facilities and property. This includes answering requests by various departments, upkeep of County owned structures and property and keeping support machinery (lighting, heating, and cooling equipment) in a state of good repair.

This schedule has been created to distribute related costs of the Fulton Street Facility. The basis of allocation is the assigned square footage by occupant department for this building. All areas of this facility received essentially the same type and level of service.

This department receives allocations from other service departments. The allocations received are, in turn, reallocated to recipient departments according to the initial distribution established for this service department. This procedure provides for an appropriate allocation of all service department charges.

The State of Michigan's time documentation requirements specifies that time documentation must be maintained if an individual works on two or more indirect activities that are allocated using different allocation bases, or an unallowable activity and a direct or indirect cost activity. The method used to determine the personnel costs assigned to each category for this department: 100% Time Certification and time documentation requirements have been met. All staff charged to the Building and Ground's department general ledger activity is 100% Maintenance and has been reviewed by authorized County personnel.

All applicable credits for direct-billed charges are accounted for in the initial allocation.

**Ottawa County, Michigan**  
**Indirect Cost Allocation Plan - Allocated Costs**  
**Based on the Year Ended December 31, 2009**  
**Schedule .2 - Costs To Be Allocated**  
**For Department 1010-2653 FULTON**

	1st Allocation	2nd Allocation	Sub-Total	Total
<b>Expenditures Per Financial Statement:</b>				
1010-2010 FISCAL SVC	63,005			63,005
1010-2100 CORP COUNS	2,638	200	2,838	
1010-2230 ADMINISTR	70	5	75	
1010-2260 HUMAN RESC	188	15	203	
1010-2530 TREASURER	245	16	261	
<b>Total Allocated Additions:</b>	<b>3,577</b>	<b>268</b>	<b>3,845</b>	<b>3,845</b>
<b>Total To Be Allocated:</b>	<b>66,562</b>	<b>268</b>		<b>66,850</b>





**Ottawa County, Michigan**  
**Indirect Cost Allocation Plan - Allocated Costs**  
**Based on the Year Ended December 31, 2009**  
**Schedule .3 - Costs Allocated By Activity**  
**For Department 1010-2653 FULTON**

	Total	General & Admin	FULTON
<b>Wages &amp; Benefits</b>			
SALARIES & WAGES	16,842	0	16,842
FRINGE BENEFITS	8,570	0	8,570
<b>Other Expense &amp; Cost</b>			
7390 OPERATNL SUPPL	527	0	527
8080 SERVICE CONTRAC	13,725	0	13,725
8500 TELEPHONE	1,020	0	1,020
8600 TRAVEL	4	0	4
9100 INSURANCE & BON	1,266	0	1,266
9200 UTILITIES	14,675	0	14,675
9300 EQUIPMENT R&M	2,861	0	2,861
9370 BUILDING REPAIR	1,006	0	1,006
9380 GROUNDS MTCE	2,509	0	2,509
<b>Departmental Totals</b>			
Total Expenditures	63,005	0	63,005
<b>Deductions</b>			
Total Deductions	0	0	0
<b>Functional Cost</b>			
Allocation Step 1	63,005	0	63,005
Inbound- All Others	3,577	0	3,577
1st Allocation	66,582	0	66,582
Allocation Step 2			
Inbound- All Others	268	0	268
2nd Allocation	268	0	268
<b>Total For 02653 1010-2653</b>			
Total Allocated	66,850	0	66,850



**Ottawa County, Michigan**  
**Indirect Cost Allocation Plan - Allocated Costs**  
**Based on the Year Ended December 31, 2009**  
**Schedule .4 - Detail Activity Allocations**  
**For Department 1010-2653 FULTON**

Receiving Department	Allocation Units	Allocation Percentage	Gross Allocation	Direct Billed	Allocation Step1	Allocation Step2	Total Allocation
2220-ALL MH BLDG OPER	8,347	100.0000	66,582	-59,341	7,241	268	7,509
SubTotal	8,347	100.0000	66,582	-59,341	7,241	268	7,509
Direct Billed				59,341	59,341		59,341
TOTAL	8,347	100.0000	66,582	66,582	66,582	268	66,850

Allocation Basis: FULTON ST-ASSIGNED SQUARE FOOTAGE BY OCCUPANT DEPT  
 Allocation Source: PURCHASING & FACILITIES

**Ottawa County, Michigan  
 Indirect Cost Allocation Plan - Allocated Costs  
 Based on the Year Ended December 31, 2009  
 Schedule .5 - Allocation Summary  
 For Department 1010-2653 FULTON**

Receiving Department	Total	FULTON
2220-ALL MH BLDG OPER	7,509	7,509
Direct Billed	59,341	59,341
<b>Total</b>	<b>66,850</b>	<b>66,850</b>



**OTTAWA COUNTY, MICHIGAN  
BUILDINGS AND GROUNDS  
GRAND HAVEN FACILITY  
NATURE AND EXTENT OF SERVICES**

The Buildings and Grounds Department is responsible for overall administration of maintenance and repair programs to various County-owned or operated facilities and property. This includes answering requests by various departments, upkeep of County owned structures and property and keeping support machinery (lighting, heating, and cooling equipment) in a state of good repair.

This schedule has been created to distribute related costs of the Grand Haven Facility. The basis of allocation is the assigned square footage by occupant department for this building. All areas of this facility received essentially the same type and level of service.

This department receives allocations from other service departments. The allocations received are, in turn, reallocated to recipient departments according to the initial distribution established for this service department. This procedure provides for an appropriate allocation of all service department charges.

The State of Michigan's time documentation requirements specifies that time documentation must be maintained if an individual works on two or more indirect activities that are allocated using different allocation bases, or an unallowable activity and a direct or indirect cost activity. The method used to determine the personnel costs assigned to each category for this department: 100% Time Certification and time documentation requirements have been met. All staff charged to the Building and Ground's department general ledger activity is 100% Maintenance and has been reviewed by authorized County personnel.

All applicable credits for direct-billed charges are accounted for in the initial allocation.

**Ottawa County, Michigan**  
**Indirect Cost Allocation Plan - Allocated Costs**  
**Based on the Year Ended December 31, 2009**  
**Schedule .2 - Costs To Be Allocated**  
**For Department 1010-2654 GR HAVEN**

	1st Allocation	2nd Allocation	Sub-Total	Total
<b>Expenditures Per Financial Statement:</b>	703,837			703,837
1010-2010 FISCAL SVC	4,219	349	4,568	
1010-2100 CORP COUNS	1,178	80	1,258	
1010-2230 ADMINISTR	3,145	257	3,402	
1010-2260 HUMAN RESC	4,002	262	4,264	
1010-2530 TREASURER	684	50	734	
<b>Total Allocated Additions:</b>	<b>13,228</b>	<b>998</b>	<b>14,226</b>	<b>14,226</b>
<b>Total To Be Allocated:</b>	<b>717,065</b>	<b>998</b>		<b>718,063</b>



**Ottawa County, Michigan**  
**Indirect Cost Allocation Plan - Allocated Costs**  
**Based on the Year Ended December 31, 2009**  
**Schedule .3 - Costs Allocated By Activity**  
**For Department 1010-2654 GR HAVEN**

	Total	General & Admin	JAN-JUL 17 2009	JUL 18-DEC 2009
<b>Wages &amp; Benefits</b>				
SALARIES & WAGES	220,765	0	119,588	101,177
FRINGE BENEFITS	124,521	0	67,453	57,068
<b>Other Expense &amp; Cost</b>				
7390 OPERATNL SUPPL	20,417	0	11,060	9,357
8080 SERVICE CONTRAC	4,887	0	2,647	2,240
8210 TEMP SVC	9,008	0	4,880	4,128
8500 TELEPHONE	2,563	0	1,388	1,175
8530 BLDG MUSIC	795	0	431	364
8600 TRAVEL-MILEAGE	18	0	10	8
8680 VEHICLE INSURAN	3,016	0	1,634	1,382
9100 INSURANCE & BO	33,325	0	18,052	15,273
9200 UTILITIES	257,476	0	139,475	118,001
9300 EQUIPMENT R&M	2,531	0	1,371	1,160
9370 BUILDING REPAIR	3,247	0	1,759	1,488
9380 GROUNDS MTCE	19,351	0	10,482	8,869
9400 EQUIPMENT RENT	1,917	0	1,038	879
<b>Departmental Totals</b>				
Total Expenditures	703,837	0	381,268	322,569
<b>Deductions</b>				
Total Deductions	0	0	0	0
<b>Functional Cost</b>				
Allocation Step 1	703,837	0	381,268	322,569
Inbound- All Others	13,228	0	7,165	6,063
1st Allocation	717,065	0	388,433	328,632
Allocation Step 2				
Inbound- All Others	998	0	541	457
2nd Allocation	998	0	541	457



**Ottawa County, Michigan**  
**Indirect Cost Allocation Plan - Allocated Costs**  
**Based on the Year Ended December 31, 2009**  
**Schedule .3 - Costs Allocated By Activity**  
**For Department 1010-2654 GR HAVEN**

	Total	General & Admin	JAN-JUL 17 2009	JUL 18-DEC 2009
Total For 02654 1010-2654 GR	718,063	0	388,974	329,089
Total Allocated				



**Ottawa County, Michigan**  
**Indirect Cost Allocation Plan - Allocated Costs**  
**Based on the Year Ended December 31, 2009**  
**Schedule .4 - Detail Activity Allocations**  
**For Department 1010-2654 GR HAVEN**

Activity - JAN-JUL 17 2009

Receiving Department	Allocation Units	Allocation Percentage	Gross Allocation	Direct Billed	Allocation Step1	Allocation Step2	Total Allocation
1010-1310 CIR CT	11,163	27.6957	107,580		107,580	150	107,730
1010-1360 DIST CT	7,822	19.4065	75,381		75,381	105	75,486
1010-2150 CLERK	4,790	11.8841	46,162		46,162	64	46,226
1010-2290 PROS ATTY	3,118	7.7358	30,048		30,048	42	30,090
1010-2360 REG DEEDS	3,322	8.2419	32,014		32,014	45	32,059
2160 FOC	6,088	15.1045	58,671		58,671	82	58,753
2690 LAW LIBRARY	706	1.7516	6,804		6,804	9	6,813
2850 COMM CORRECTNS	2,476	6.1430	23,861		23,861	33	23,894
6360 INFO TECH	821	2.0369	7,912		7,912	11	7,923
<b>SubTotal</b>	<b>40,306</b>	<b>100.0000</b>	<b>388,433</b>		<b>388,433</b>	<b>541</b>	<b>388,974</b>
<b>TOTAL</b>	<b>40,306</b>	<b>100.0000</b>	<b>388,433</b>		<b>388,433</b>	<b>541</b>	<b>388,974</b>

Allocation Basis: GRAND HAVEN-ASSIGNED SQUARE FOOTAGE BY OCCUPANT DEPT

Allocation Source: PURCHASING & FACILITIES





**Ottawa County, Michigan**  
**Indirect Cost Allocation Plan - Allocated Costs**  
**Based on the Year Ended December 31, 2009**  
**Schedule .4 - Detail Activity Allocations**  
**For Department 1010-2654 GR HAVEN**

Activity - JUL 18-DEC 2009

Receiving Department	Allocation Units	Allocation Percentage	Gross Allocation	Direct Billed	Allocation Step1	Allocation Step2	Total Allocation
1010-1310 CIR CT	32,573	41.8495	137,532		137,532	193	137,725
1010-1360 DIST CT	14,793	19.0058	62,459		62,459	88	62,547
1010-1620 ADULT PROB	3,665	4.7087	15,474		15,474	22	15,496
1010-2150 CLERK	5,953	7.6483	25,135		25,135	36	25,170
1010-2290 PROS ATTY	6,126	7.8706	25,865		25,865	37	25,902
1010-2360 REG DEEDS	1,194	1.5340	5,041		5,041	7	5,048
1010-2530 TREASURER	1,194	1.5340	5,041		5,041		5,041
1010-3510 JAIL	2,125	2.7302	8,972		8,972	13	8,985
2160 FOC	8,476	10.8898	35,788		35,788	51	35,839
2850 COMM CORRECTNS	1,463	1.8796	6,177		6,177	9	6,186
6360 INFO TECH	272	0.3495	1,148		1,148	2	1,150
<b>SubTotal</b>	<b>77,834</b>	<b>100.0000</b>	<b>328,632</b>		<b>328,632</b>	<b>457</b>	<b>329,089</b>
<b>TOTAL</b>	<b>77,834</b>	<b>100.0000</b>	<b>328,632</b>		<b>328,632</b>	<b>457</b>	<b>329,089</b>

Allocation Basis: GRAND HAVEN-ASSIGNED SQUARE FOOTAGE BY OCCUPANT DEPT

Allocation Source: PURCHASING & FACILITIES

**Ottawa County, Michigan**  
**Indirect Cost Allocation Plan - Allocated Costs**  
**Based on the Year Ended December 31, 2009**  
**Schedule .5 - Allocation Summary**  
**For Department 1010-2654 GR HAVEN**

Receiving Department	Total	JAN-JUL 17 2009	JUL 18-DEC 2009
1010-1310 CIR CT	245,455	107,730	137,725
1010-1360 DIST CT	138,033	75,486	62,547
1010-1520 ADULT PROB	15,496	0	15,496
1010-2150 CLERK	71,396	46,226	25,170
1010-2290 PROS ATTY	55,992	30,090	25,902
1010-2360 REG DEEDS	37,107	32,059	5,048
1010-2530 TREASURER	5,041	0	5,041
1010-3510 JAIL	8,985	0	8,985
2160 FOC	94,592	58,753	35,839
2690 LAW LIBRARY	6,813	6,813	0
2850 COMM CORRECTNS	30,080	23,894	6,186
6360 INFO TECH	9,073	7,923	1,150
Direct Billed	0	0	0
<b>Total</b>	<b>718,063</b>	<b>388,974</b>	<b>329,089</b>



**OTTAWA COUNTY, MICHIGAN  
BUILDINGS AND GROUNDS  
HEALTH FACILITY  
NATURE AND EXTENT OF SERVICES**

The Buildings and Grounds Department is responsible for overall administration of maintenance and repair programs to various County-owned or operated facilities and property. This includes answering requests by various departments, upkeep of County owned structures and property and keeping support machinery (lighting, heating, and cooling equipment) in a state of good repair.

This schedule has been created to distribute related costs of the Health Facility. The cost of the Health Facility has been distributed based on assigned square footage between the Health department, Landfill department, and WIA.

**Health** – The proportionate cost relating to the Health department has been directly allocated to the Health department.

**F2272** – The proportionate cost relating to the Landfill department has been directly allocated to the Landfill department.

**WIA** – The proportionate cost relating to the WIA department has been allocated to the benefiting programs based on the variable rent charges made, which have been charged based on usage during the year.

This department receives allocations from other service departments. The allocations received are, in turn, reallocated to recipient departments according to the initial distribution established for this service department. This procedure provides for an appropriate allocation of all service department charges.

The State of Michigan's time documentation requirements specifies that time documentation must be maintained if an individual works on two or more indirect activities that are allocated using different allocation bases, or an unallowable activity and a direct or indirect cost activity. The method used to determine the personnel costs assigned to each category for this department: 100% Time Certification and time documentation

**OTTAWA COUNTY, MICHIGAN  
BUILDINGS AND GROUNDS  
HEALTH FACILITY  
NATURE AND EXTENT OF SERVICES**

requirements have been met. All staff charged to the Building and Ground's department general ledger activity is 100% Maintenance and has been reviewed by authorized County personnel.

All applicable credits for direct-billed charges are accounted for in the initial allocation.

**Ottawa County, Michigan**  
**Indirect Cost Allocation Plan - Allocated Costs**  
**Based on the Year Ended December 31, 2009**  
**Schedule .2 - Costs To Be Allocated**  
**For Department 1010-2655 HOLL HTL**

	1st Allocation	2nd Allocation	Sub-Total	Total
<b>Expenditures Per Financial Statement:</b>	203,597			203,597
1010-2010 FISCAL SVC	3,561	275	3,836	
1010-2100 CORP COUNS	174	12	186	
1010-2230 ADMINISTR	465	38	503	
1010-2260 HUMAN RESC	609	39	648	
1010-2530 TREASURER	624	45	669	
<b>Total Allocated Additions:</b>	<b>5,433</b>	<b>409</b>	<b>5,842</b>	<b>5,842</b>
<b>Total To Be Allocated:</b>	<b>209,030</b>	<b>409</b>	<b>209,439</b>	<b>209,439</b>



**Ottawa County, Michigan**  
**Indirect Cost Allocation Plan - Allocated Costs**  
**Based on the Year Ended December 31, 2009**  
**Schedule .3 - Costs Allocated By Activity**  
**For Department 1010-2655 HOLL HTL**

	Total	General & Admin	HEALTH	F2272	WIA
<b>Wages &amp; Benefits</b>					
SALARIES & WAGES	42,555	0	35,946	681	5,928
FRINGE BENEFITS	20,706	0	17,491	331	2,884
<b>Other Expense &amp; Cost</b>					
7390 OPERATNL SUPPL	7,085	0	5,985	113	987
8080 SERVICE CONTRAC	50,153	0	42,365	802	6,986
8560 TELEPHONE	426	0	360	7	59
8600 TRAVEL-MILEAGE	3	0	3	0	0
8650 GAS & OIL	3,379	0	2,854	54	471
8680 VEHICLE INSURAN	912	0	770	15	127
9100 INSURANCE & BON	4,781	0	4,039	76	666
9200 UTILITIES	49,056	0	41,437	785	6,834
9300 EQUIPMENT R&M	1,722	0	1,454	28	240
9370 BUILDING REPAIR	8,387	0	7,085	134	1,168
9380 GROUNDS MTCE	11,593	0	9,793	185	1,615
9400 EQUIPM RENTAL	2,839	0	2,399	45	395
<b>Departmental Totals</b>					
Total Expenditures	203,597	0	171,981	3,256	28,360
<b>Deductions</b>					
Total Deductions	0	0	0	0	0
<b>Functional Cost</b>					
Allocation Step 1	203,597	0	171,981	3,256	28,360
Inbound- All Others	5,433	0	4,589	87	757
1st Allocation	209,030	0	176,570	3,343	29,117
Allocation Step 2					
Inbound- All Others	409	0	345	7	57
2nd Allocation	409	0	345	7	57



**Ottawa County, Michigan**  
**Indirect Cost Allocation Plan - Allocated Costs**  
**Based on the Year Ended December 31, 2009**  
**Schedule .3 - Costs Allocated By Activity**  
**For Department 1010-2655 HOLL HTL**

	Total	General & Admin	HEALTH	F2272	WIA
Total For 02655 1010-2655 HOLL	209,439	0	176,915	3,350	29,174
Total Allocated					



**Ottawa County, Michigan**  
**Indirect Cost Allocation Plan - Allocated Costs**  
**Based on the Year Ended December 31, 2009**  
**Schedule .4 - Detail Activity Allocations**  
**For Department 1010-2655 HOLL HTL**

Activity - HEALTH

Receiving Department	Allocation Units	Allocation Percentage	Gross Allocation	Direct Billed	Allocation Step1	Allocation Step2	Total Allocation
2210-ALL HTL-BLDG OPER	1.00	100.0000	176,570	-167,398	9,172	345	9,517
SubTotal	1.00	100.0000	176,570	-167,398	9,172	345	9,517
Direct Billed				167,398	167,398		167,398
TOTAL	1.00	100.0000	176,570		176,570	345	176,915

Allocation Basis: DIRECT TO BENEFITING DEPT BASED ON MONTHLY COST DISTRIB

Allocation Source: RENTAL DISTRIBUTION SHEETS





**Ottawa County, Michigan**  
**Indirect Cost Allocation Plan - Allocated Costs**  
**Based on the Year Ended December 31, 2009**  
**Schedule .4 - Detail Activity Allocations**  
**For Department 1010-2655 HOLL HTL**

Activity - F2272

Receiving Department	Allocation Units	Allocation Percentage	Gross Allocation	Direct Billed	Allocation Step1	Allocation Step2	Total Allocation
2272 LF TIPPING	100	100.0000	3,343	-3,251	92	7	99
SubTotal	100	100.0000	3,343	-3,251	92	7	99
Direct Billed				3,251	3,251		3,251
TOTAL	100	100.0000	3,343	3,343	3,343	7	3,350

Allocation Basis: DIRECT TO BENEFITING DEPT BASED ON MONTHLY COST DISTRIB

Allocation Source: RENTAL DISTRIBUTION WORKSHEETS



All Monetary Values Are \$ Dollars  
 MAXCars © 2010 MAXIMUS, INC.  
 Report Output Prepared By Agency

**Ottawa County, Michigan**  
**Indirect Cost Allocation Plan - Allocated Costs**  
**Based on the Year Ended December 31, 2009**  
**Schedule .4 - Detail Activity Allocations**  
**For Department 1010-2655 HOLL HTL**

Receiving Department	Allocation Units	Allocation Percentage	Gross Allocation	Direct Billed	Allocation Step1	Allocation Step2	Total Allocation
Activity - WIA							
2740 WIA ADM	5,648	20.4495	5,954	-5,648	306	13	319
2741-7463 WIA PROG	754	2.7300	795	-754	41	2	43
2741-7464 WIA PROG	1,559	5.6447	1,644	-1,559	85	3	88
2742-7433 WIA PROG	1,225	4.4354	1,291	-1,225	66	3	69
2743-7431 WIA ADM	145	0.5250	153	-145	8		8
2743-7433 WIA PROG	1,912	6.9228	2,016	-1,912	104	4	108
2743-7460 WIA PROG	687	2.4874	724	-687	37	1	38
2744-7479 WIA PROG	118	0.4272	124	-118	6		6
2748-7431 WIA ADM	177	0.6409	187	-177	10		10
2748-7438 WIA PROG	1,748	6.3290	1,843	-1,748	95	4	99
2748-7439 WIA PROG	335	1.2129	353	-335	18	1	19
2748-7484 WIA PROG	2,932	10.6159	3,091	-2,932	159	6	165
2800-7480 WIA PROG	209	0.7567	220	-209	11		11
2800-7482 WIA PROG	164	0.5938	173	-164	9		9
2870-7471 ADMIN	1,140	4.1276	1,202	-1,140	62	2	64
2870-7472 COMM ACTN	5,154	18.6611	5,434	-5,154	280	11	291
2890-7291 WEATH ADM	201	0.7278	212	-201	11		11
2890-7292 WEATHERIZ	963	3.4867	1,015	-963	52	2	54
2890-7297 WEATHERIZ	486	1.7697	512	-486	26	1	27
2890-7298 WEATHERIZ	2,062	7.4659	2,174	-2,062	112	4	116
SubTotal	27,619	100.0000	29,117	-27,619	1,498	57	1,555
Direct Billed				27,619	27,619		27,619
TOTAL	27,619	100.0000	29,117		29,117	57	29,174

Allocation Basis: DOLLAR AMOUNT OF VARIABLE RENT SPREAD DURING YEAR  
 Allocation Source: RENT BREAKDOWN-BASED ON ACTUAL USAGE OF SPACE

**Ottawa County, Michigan**  
**Indirect Cost Allocation Plan - Allocated Costs**  
**Based on the Year Ended December 31, 2009**  
**Schedule .5 - Allocation Summary**  
**For Department 1010-2655 HOLL HTL**

Receiving Department	Total	HEALTH	F2272	WIA
2210-ALL HTL-BLDG OPER	9,517	9,517	0	0
2272 LF TIPPING	99	0	99	0
2740 WIA ADM	319	0	0	319
2741-7463 WIA PROG	43	0	0	43
2741-7464 WIA PROG	88	0	0	88
2742-7433 WIA PROG	69	0	0	69
2743-7431 WIA ADM	8	0	0	8
2743-7433 WIA PROG	108	0	0	108
2743-7460 WIA PROG	38	0	0	38
2744-7479 WIA PROG	6	0	0	6
2748-7431 WIA ADM	10	0	0	10
2748-7438 WIA PROG	99	0	0	99
2748-7439 WIA PROG	19	0	0	19
2748-7484 WIA PROG	165	0	0	165
2800-7480 WIA PROG	11	0	0	11
2800-7482 WIA PROG	9	0	0	9
2870-7471 ADMIN	64	0	0	64
2870-7472 COMM ACTN	291	0	0	291
2890-7291 WEATH ADM	11	0	0	11
2890-7292 WEATHERIZ	54	0	0	54
2890-7297 WEATHERIZ	27	0	0	27
2890-7298 WEATHERIZ	116	0	0	116
Direct Billed	198,268	167,398	3,251	27,619
<b>Total</b>	<b>209,439</b>	<b>176,915</b>	<b>3,350</b>	<b>29,174</b>



**OTTAWA COUNTY, MICHIGAN  
BUILDINGS AND GROUNDS  
HOLLAND DISTRICT COURT  
NATURE AND EXTENT OF SERVICES**

The Buildings and Grounds Department is responsible for overall administration of maintenance and repair programs to various County-owned or operated facilities and property. This includes answering requests by various departments, upkeep of County owned structures and property and keeping support machinery (lighting, heating, and cooling equipment) in a state of good repair.

This schedule has been created to distribute related costs of the Holland District Court. The identified cost has been allocated by assigned square footage by department.

This department receives allocations from other service departments. The allocations received are, in turn, reallocated to recipient departments according to the initial distribution established for this service department. This procedure provides for an appropriate allocation of all service department charges.

The State of Michigan's time documentation requirements specifies that time documentation must be maintained if an individual works on two or more indirect activities that are allocated using different allocation bases, or an unallowable activity and a direct or indirect cost activity. The method used to determine the personnel costs assigned to each category for this department: 100% Time Certification and time documentation requirements have been met. All staff charged to the Building and Ground's department general ledger activity is 100% Maintenance and has been reviewed by authorized County personnel.

All applicable credits for direct-billed charges are accounted for in the initial allocation.

**Indirect Cost Allocation Plan - Allocated Costs  
Based on the Year Ended December 31, 2009  
Schedule .2 - Costs To Be Allocated  
For Department 1010-2656 DC FACIL**

	1st Allocation	2nd Allocation	Sub-Total	Total
<b>Expenditures Per Financial Statement:</b>				
1010-2010 FISCAL SVC	224,700			224,700
1010-2100 CORP COUNS	3,531	275	3,806	
1010-2230 ADMINISTR	245	17	262	
1010-2260 HUMAN RESC	653	53	706	
1010-2530 TREASURER	849	54	903	
	554	40	594	
<b>Total Allocated Additions:</b>	<b>5,832</b>	<b>439</b>	<b>6,271</b>	<b>6,271</b>
<b>Total To Be Allocated:</b>	<b>230,532</b>	<b>439</b>		<b>230,971</b>



**Ottawa County, Michigan**  
**Indirect Cost Allocation Plan - Allocated Costs**  
**Based on the Year Ended December 31, 2009**  
**Schedule .3 - Costs Allocated By Activity**  
**For Department 1010-2656 DC FACIL**

	Total	General & Admin	DISTRICT COURT
<b>Wages &amp; Benefits</b>			
SALARIES & WAGES	49,811	0	49,811
FRINGE BENEFITS	26,581	0	26,581
<b>Other Expense &amp; Cost</b>			
7390 OPERATNL SUPPL	8,552	0	8,552
8080 SERVICE CONTRA	62,783	0	62,783
8500 TELEPHONE	1,681	0	1,681
8600 TRAVEL-MILEAGE	1	0	1
8680 VEHICLE INSUR	912	0	912
9200 UTILITIES	64,648	0	64,648
9300 EQUIPMENT R&M	1,538	0	1,538
9370 BUILDING REPAIR	2,516	0	2,516
9380 GROUNDS MTCE	372	0	372
9580 SPECIAL ASSMTS	5,305	0	5,305
<b>Departmental Totals</b>			
Total Expenditures	224,700	0	224,700
<b>Deductions</b>			
Total Deductions	0	0	0
<b>Functional Cost</b>			
Allocation Step 1	224,700	0	224,700
Inbound- All Others	5,832	0	5,832
1st Allocation	230,532	0	230,532
Allocation Step 2			
Inbound- All Others	439	0	439
2nd Allocation	439	0	439



**Ottawa County, Michigan  
 Indirect Cost Allocation Plan - Allocated Costs  
 Based on the Year Ended December 31, 2009  
 Schedule .3 - Costs Allocated By Activity  
 For Department 1010-2656 DC FACIL**

	Total	General & Admin	DISTRICT COURT
Total For 02656 1010-2656 DC	230,971	0	230,971
Total Allocated	230,971	0	230,971



**Ottawa County, Michigan**  
**Indirect Cost Allocation Plan - Allocated Costs**  
**Based on the Year Ended December 31, 2009**  
**Schedule 4 - Detail Activity Allocations**  
**For Department 1010-2656 DC FACIL**

Activity - DISTRICT COURT	Receiving Department	Allocation Units	Allocation Percentage	Gross Allocation	Direct Billed	Allocation Step1	Allocation Step2	Total Allocation
	1010-1360 DIST CT	22,322	60.0619	138,462		138,462	264	138,726
	1010-2290 PROS ATTY	5,730	15.4177	35,543		35,543	68	35,611
	1010-3510 JAIL	715	1.9239	4,435		4,435	8	4,443
	2850 COMM CORRECTNS	1,798	4.8379	11,153		11,153	21	11,174
	OTHER	6,600	17.7586	40,939		40,939	78	41,017
	Sub Total	37,165	100.0000	230,532		230,532	439	230,971
	TOTAL	37,165	100.0000	230,532		230,532	439	230,971

Allocation Basis: DC FACILITY-ASSIGNED SQUARE FOOTAGE BY OCCUPANT DEPT

Allocation Source: PURCHASING & FACILITIES





**Ottawa County, Michigan**  
**Indirect Cost Allocation Plan - Allocated Costs**  
**Based on the Year Ended December 31, 2009**  
**Schedule .5 - Allocation Summary**  
**For Department 1010-2656 DC FACIL**

Receiving Department	Total	DISTRICT COURT
1010-1360 DIST CT	138,726	138,726
1010-2290 PROS ATTY	35,611	35,611
1010-3510 JAIL	4,443	4,443
2850 COMM CORRECTNS	11,174	11,174
OTHER	41,017	41,017
Direct Billed	0	0
<b>Total</b>	<b>230,971</b>	<b>230,971</b>



**OTTAWA COUNTY, MICHIGAN  
BUILDINGS AND GROUNDS  
HEALTH  
NATURE AND EXTENT OF SERVICES**

The Buildings and Grounds Department is responsible for overall administration of maintenance and repair programs to various County-owned or operated facilities and property. This includes answering requests by various departments, upkeep of County owned structures and property and keeping support machinery (lighting, heating, and cooling equipment) in a state of good repair.

This schedule has been created to distribute related costs of the Grand Haven Health Building. The basis of allocation is a direct allocation to the sole occupant of this facility.

This department receives allocations from other service departments. The allocations received are, in turn, reallocated to recipient departments according to the initial distribution established for this service department. This procedure provides for an appropriate allocation of all service department charges.

The State of Michigan's time documentation requirements specifies that time documentation must be maintained if an individual works on two or more indirect activities that are allocated using different allocation bases, or an unallowable activity and a direct or indirect cost activity. The method used to determine the personnel costs assigned to each category for this department: 100% Time Certification and time documentation requirements have been met. All staff charged to the Building and Ground's department general ledger activity is 100% Maintenance and has been reviewed by authorized County personnel.

All applicable credits for direct-billed charges are accounted for in the initial allocation.

**Indirect Cost Allocation Plan - Allocated Costs  
Based on the Year Ended December 31, 2009  
Schedule .2 - Costs To Be Allocated  
For Department 1010-2658 HEALTH**

	1st Allocation	2nd Allocation	Sub-Total	Total
<b>Expenditures Per Financial Statement:</b>	65,669			65,669
1010-2010 FISCAL SVC	2,680	202	2,882	
1010-2100 CORP COUNS	67	5	72	
1010-2230 ADMINISTR	179	15	194	
1010-2260 HUMAN RESC	236	15	251	
1010-2530 TREASURER	436	32	468	
<b>Total Allocated Additions:</b>	<b>3,598</b>	<b>269</b>	<b>3,867</b>	<b>3,867</b>
<b>Total To Be Allocated:</b>	<b>69,467</b>	<b>269</b>		<b>69,736</b>



**Ottawa County, Michigan**  
**Indirect Cost Allocation Plan - Allocated Costs**  
**Based on the Year Ended December 31, 2009**  
**Schedule .3 - Costs Allocated By Activity**  
**For Department 1010-2658 HEALTH**

	Total	General & Admin	HEALTH
<b>Wages &amp; Benefits</b>			
SALARIES & WAGES	15,985	0	15,985
FRINGE BENEFITS	8,067	0	8,067
<b>Other Expense &amp; Cost</b>			
7390 OPERATNL SUPPL	893	0	893
8080 SERVICE CONTRAC	11,646	0	11,646
8500 TELEPHONE	32	0	32
8600 MILEAGE-TRAVEL	4	0	4
9100 INSURANCE & BON	759	0	759
9200 UTILITIES	17,564	0	17,564
9300 EQUIPMENT R&M	233	0	233
9370 BUILDING REPAIR	305	0	305
9380 GROUNDS MAINTCE	10,381	0	10,381
<b>Departmental Totals</b>			
Total Expenditures	65,869	0	65,869
<b>Deductions</b>			
Total Deductions	0	0	0
<b>Functional Cost</b>			
Allocation Step 1	65,869	0	65,869
Inbound- All Others	3,598	0	3,598
1st Allocation	69,467	0	69,467
Allocation Step 2			
Inbound- All Others	269	0	269
2nd Allocation	269	0	269
Total For 02658 1010-2658			
Total Allocated	69,736	0	69,736



**Ottawa County, Michigan**  
**Indirect Cost Allocation Plan - Allocated Costs**  
**Based on the Year Ended December 31, 2009**  
**Schedule 4 - Detail Activity Allocations**  
**For Department 1010-2658 HEALTH**

Activity - HEALTH

Receiving Department	Allocation Units	Allocation Percentage	Gross Allocation	Direct Billed	Allocation Step1	Allocation Step2	Total Allocation
2210-ALL HTL-BLDG OPER	79.10	100.0000	69,467	-62,908	6,559	269	6,828
SubTotal	79.10	100.0000	69,467	-62,908	6,559	269	6,828
Direct Billed				62,908	62,908		62,908
TOTAL	79.10	100.0000	69,467		69,467	269	69,736

Allocation Basis: HEALTH-ASSIGNED SQUARE FOOTAGE BY OCCUPANT DEPT

Allocation Source: PURCHASING & FACILITIES

**Ottawa County, Michigan**  
**Indirect Cost Allocation Plan - Allocated Costs**  
**Based on the Year Ended December 31, 2009**  
**Schedule .5 - Allocation Summary**  
**For Department 1010-2658 HEALTH**

Receiving Department	Total	HEALTH
2210-ALL HTL-BLDG OPER	6,828	6,828
Direct Billed	62,908	62,908
<b>Total</b>	<b>69,736</b>	<b>69,736</b>



**OTTAWA COUNTY, MICHIGAN  
BUILDINGS AND GROUNDS  
COMMUNITY MENTAL HEALTH FACILITY  
NATURE AND EXTENT OF SERVICES**

The Buildings and Grounds Department is responsible for overall administration of maintenance and repair programs to various County-owned or operated facilities and property. This includes answering requests by various departments, upkeep of County owned structures and property and keeping support machinery (lighting, heating, and cooling equipment) in a state of good repair.

This schedule has been created to distribute related costs of the Community Mental Health Facility. The basis of allocation is a direct allocation to sole occupant of this facility.

This department receives allocations from other service departments. The allocations received are, in turn, reallocated to recipient departments according to the initial distribution established for this service department. This procedure provides for an appropriate allocation of all service department charges.

The State of Michigan's time documentation requirements specifies that time documentation must be maintained if an individual works on two or more indirect activities that are allocated using different allocation bases, or an unallowable activity and a direct or indirect cost activity. The method used to determine the personnel costs assigned to each category for this department: 100% Time Certification and time documentation requirements have been met. All staff charged to the Building and Ground's department general ledger activity is 100% Maintenance and has been reviewed by authorized County personnel.

All applicable credits for direct-billed charges are accounted for in the initial allocation.

**Indirect Cost Allocation Plan - Allocated Costs  
 Based on the Year Ended December 31, 2009  
 Schedule .2 - Costs To Be Allocated  
 For Department 1010-2659 CMH**

	1st Allocation	2nd Allocation	Sub-Total	Total
<b>Expenditures Per Financial Statement:</b>	184,892			184,892
1010-2010 FISCAL SVC	3,339	258	3,597	
1010-2100 CORP COUNS	183	12	195	
1010-2230 ADMINISTR	489	40	529	
1010-2260 HUMAN RESC	647	41	688	
1010-2530 TREASURER	575	42	617	
<b>Total Allocated Additions:</b>	<b>5,233</b>	<b>393</b>	<b>5,626</b>	<b>5,626</b>
<b>Total To Be Allocated:</b>	<b>190,125</b>	<b>393</b>		<b>190,518</b>



**Ottawa County, Michigan**  
**Indirect Cost Allocation Plan - Allocated Costs**  
**Based on the Year Ended December 31, 2009**  
**Schedule .3 - Costs Allocated By Activity**  
**For Department 1010-2659 CMH**

	Total	General & Admin	C.M.H. FACILITY
<b>Wages &amp; Benefits</b>			
SALARIES & WAGES	43,823	0	43,823
FRINGE BENEFITS	21,476	0	21,476
<b>Other Expense &amp; Cost</b>			
7390 OPERATNL SUPPL	4,769	0	4,769
8080 SERVICE CONTRA	52,458	0	52,458
8500 TELEPHONE	514	0	514
8600 TRAVEL-MILEAGE	2	0	2
8650 GAS AND OIL	2,961	0	2,961
8680 VEHICLE INSURAN	912	0	912
9100 INSURANCE & BON	2,393	0	2,393
9200 UTILITIES	30,616	0	30,616
9300 EQUIPMENT R&M	1,572	0	1,572
9370 BUILDING REPAIR	10,840	0	10,840
9380 GROUNDS MAINTN	10,719	0	10,719
9400 EQUIP RENTAL	1,837	0	1,837
<b>Departmental Totals</b>			
Total Expenditures	184,892	0	184,892
<b>Deductions</b>			
Total Deductions	0	0	0
<b>Functional Cost</b>			
Allocation Step 1	184,892	0	184,892
Inbound- All Others	5,233	0	5,233
1st Allocation	190,125	0	190,125
Allocation Step 2			
Inbound- All Others	393	0	393
2nd Allocation	393	0	393



**Ottawa County, Michigan**  
**Indirect Cost Allocation Plan - Allocated Costs**  
**Based on the Year Ended December 31, 2009**  
**Schedule .3 - Costs Allocated By Activity**  
**For Department 1010-2659 CMH**

	Total	General & Admin	C.M.H. FACILITY
Total For 02659 1010-2659 CMH	190,518	0	190,518
Total Allocated	190,518	0	190,518



**Ottawa County, Michigan  
Indirect Cost Allocation Plan - Allocated Costs  
Based on the Year Ended December 31, 2009  
Schedule .4 - Detail Activity Allocations  
For Department 1010-2659 CMH**

Activity - C.M.H. FACILITY

Receiving Department	Allocation Units	Allocation Percentage	Gross Allocation	Direct Billed	Allocation Step1	Allocation Step2	Total Allocation
2220-ALL MH BLDG OPER	24,539	100.0000	190,125	-176,774	13,351	393	13,744
SubTotal	24,539	100.0000	190,125	-176,774	13,351	393	13,744
Direct Billed				176,774	176,774		176,774
TOTAL	24,539	100.0000	190,125		190,125	393	190,518

Allocation Basis: CMH FACILITY-ASSIGNED SQUARE FOOTAGE BY OCCUPANT DEPT

Allocation Source: PURCHASING & FACILITIES



All Monetary Values Are \$ Dollars  
MAXCars © 2010 MAXIMUS, INC.  
Report Output Prepared By Agency

**Ottawa County, Michigan**  
**Indirect Cost Allocation Plan - Allocated Costs**  
**Based on the Year Ended December 31, 2009**  
**Schedule .5 - Allocation Summary**  
**For Department 1010-2659 CMH**

Receiving Department	Total	C.M.H. FACILITY
2220-ALL MH BLDG OPER	13,744	13,744
Direct Billed	176,774	176,774
<b>Total</b>	<b>190,518</b>	<b>190,518</b>



**OTTAWA COUNTY, MICHIGAN  
BUILDINGS AND GROUNDS  
COOPERSVILLE FACILITY  
NATURE AND EXTENT OF SERVICES**

The Buildings and Grounds Department is responsible for overall administration of maintenance and repair programs to various County-owned or operated facilities and property. This includes answering requests by various departments, upkeep of County owned structures and property and keeping support machinery (lighting, heating, and cooling equipment) in a state of good repair.

This schedule has been created to distribute related costs of the Coopersville Facility. The basis of allocation is the assigned square footage by occupant department for this building. All areas of this facility received essentially the same type and level of service.

This department receives allocations from other service departments. The allocations received are, in turn, reallocated to recipient departments according to the initial distribution established for this service department. This procedure provides for an appropriate allocation of all service department charges.

The State of Michigan's time documentation requirements specifies that time documentation must be maintained if an individual works on two or more indirect activities that are allocated using different allocation bases, or an unallowable activity and a direct or indirect cost activity. The method used to determine the personnel costs assigned to each category for this department: 100% Time Certification and time documentation requirements have been met. All staff charged to the Building and Ground's department general ledger activity is 100% Maintenance and has been reviewed by authorized County personnel.

All applicable credits for direct-billed charges are accounted for in the initial allocation.

Schedule .2 - Costs To Be Allocated  
For Department 1010-2660 COOPERSVL

	1st Allocation	2nd Allocation	Sub-Total	Total
Expenditures Per Financial Statement:	34,828			34,828
1010-2010 FISCAL SVC	2,107	155	2,262	
1010-2100 CORP COUNS	62	4	66	
1010-2230 ADMINISTR	165	13	178	
1010-2260 HUMAN RESC	209	14	223	
1010-2530 TREASURER	417	30	447	
Total Allocated Additions:	2,960	216	3,176	3,176
Total To Be Allocated:	37,788	216		38,004



**Ottawa County, Michigan**  
**Indirect Cost Allocation Plan - Allocated Costs**  
**Based on the Year Ended December 31, 2009**  
**Schedule .3 - Costs Allocated By Activity**  
**For Department 1010-2660 COOPERSVL**

	Total	General & Admin	COOPERSVILLE
<b>Wages &amp; Benefits</b>			
SALARIES & WAGES	14,391	0	14,391
FRINGE BENEFITS	7,109	0	7,109
<b>Other Expense &amp; Cost</b>			
7390 OPERATNL SUPPL	838	0	838
8080 SERVICE CONTRA	451	0	451
8500 TELEPHONE	2,441	0	2,441
9100 INSURANCE & BON	583	0	583
9200 UTILITIES	4,972	0	4,972
9380 GROUNDS MTCE	4,043	0	4,043
<b>Departmental Totals</b>			
Total Expenditures	34,828	0	34,828
<b>Deductions</b>			
Total Deductions	0	0	0
<b>Functional Cost</b>			
Allocation Step 1	34,828	0	34,828
Inbound- All Others	2,960	0	2,960
1st Allocation	37,788	0	37,788
Allocation Step 2			
Inbound- All Others	216	0	216
2nd Allocation	216	0	216
<b>Total For 02660 1010-2660</b>			
Total Allocated	38,004	0	38,004



**Ottawa County, Michigan**  
**Indirect Cost Allocation Plan - Allocated Costs**  
**Based on the Year Ended December 31, 2009**  
**Schedule 4 - Detail Activity Allocations**  
**For Department 1010-2660 COOPERSVL**

Activity - COOPERSVILLE Receiving Department	Allocation Units	Allocation Percentage	Gross Allocation	Direct Billed	Allocation Step1	Allocation Step2	Total Allocation
OTHER	3,594	100.0000	37,788		37,788	216	38,004
SubTotal	3,594	100.0000	37,788		37,788	216	38,004
TOTAL	3,594	100.0000	37,788		37,788	216	38,004

Allocation Basis: COOPERSVILLE-ASSIGNED SQUARE FOOTAGE BY OCCUPANT DEPT

Allocation Source: PURCHASING & FACILITY MANAGEMENT



**Ottawa County, Michigan**  
**Indirect Cost Allocation Plan - Allocated Costs**  
**Based on the Year Ended December 31, 2009**  
**Schedule .5 - Allocation Summary**  
**For Department 1010-2660 COOPERSVL**

Receiving Department	Total	COOPERSVILLE
OTHER	38,004	38,004
Direct Billed	0	0
<b>Total</b>	<b>38,004</b>	<b>38,004</b>



**OTTAWA COUNTY, MICHIGAN  
BUILDINGS AND GROUNDS  
EMERGENCY SERVICES FACILITY  
NATURE AND EXTENT OF SERVICES**

The Buildings and Grounds Department is responsible for overall administration of maintenance and repair programs to various County-owned or operated facilities and property. This includes answering requests by various departments, upkeep of County owned structures and property and keeping support machinery (lighting, heating, and cooling equipment) in a state of good repair.

This schedule has been created to distribute related costs of the Emergency Services Facility. The basis of allocation is a direct allocation to the sole occupant of this facility.

This department receives allocations from other service departments. The allocations received are, in turn, reallocated to recipient departments according to the initial distribution established for this service department. This procedure provides for an appropriate allocation of all service department charges.

The State of Michigan's time documentation requirements specifies that time documentation must be maintained if an individual works on two or more indirect activities that are allocated using different allocation bases, or an unallowable activity and a direct or indirect cost activity. The method used to determine the personnel costs assigned to each category for this department: 100% Time Certification and time documentation requirements have been met. All staff charged to the Building and Ground's department general ledger activity is 100% Maintenance and has been reviewed by authorized County personnel.

All applicable credits for direct-billed charges are accounted for in the initial allocation.

	1st Allocation	2nd Allocation	Sub-Total	Total
Expenditures Per Financial Statement:				
1010-2010 FISCAL SVC	1,881			1,881
1010-2530 TREASURER	259	8	267	
	26	2	28	
Total Allocated Additions:	285	10	295	295
Total To Be Allocated:	2,166	10		2,176



**Ottawa County, Michigan**  
**Indirect Cost Allocation Plan - Allocated Costs**  
**Based on the Year Ended December 31, 2009**  
**Schedule .3 - Costs Allocated By Activity**  
**For Department 1010-2661 EMERG SVCS**

	Total	General & Admin	EMERGENCY SVCS
<b>Wages &amp; Benefits</b>			
SALARIES & WAGES	0	0	0
FRINGE BENEFITS	0	0	0
Other Expense & Cost			
9200 UTILITIES	1,881	0	1,881
Departmental Totals			
Total Expenditures	1,881	0	1,881
Deductions			
Total Deductions	0	0	0
Functional Cost			
Allocation Step 1	1,881	0	1,881
Inbound- All Others	285	0	285
1st Allocation	2,166	0	2,166
Allocation Step 2			
Inbound- All Others	10	0	10
2nd Allocation	10	0	10
Total For 02661 1010-2661	2,176	0	2,176
Total Allocated			



**Indirect Cost Allocation Plan - Allocated Costs  
Based on the Year Ended December 31, 2009  
Schedule .4 - Detail Activity Allocations  
For Department 1010-2661 EMERG SVCS**

Activity - EMERGENCY SVCS

Receiving Department	Allocation Units	Allocation Percentage	Gross Allocation	Direct Billed	Allocation Step1	Allocation Step2	Total Allocation
1010-4260 EMERG SVCS	2,324	100.0000	2,166		2,166	10	2,176
SubTotal	2,324	100.0000	2,166		2,166	10	2,176
TOTAL	2,324	100.0000	2,166		2,166	10	2,176

Allocation Basis: EMERGENCY SVCS-ASSIGNED SQUARE FOOTAGE BY OCCUPANT DEPT

Allocation Source: PURCHASING & FACILITIES



**Ottawa County, Michigan**  
**Indirect Cost Allocation Plan - Allocated Costs**  
**Based on the Year Ended December 31, 2009**  
**Schedule .5 - Allocation Summary**  
**For Department 1010-2661 EMERG SVCS**

Receiving Department	Total	EMERGENCY SVCS
1010-4260 EMERG SVCS	2,176	2,176
Direct Billed	0	0
<b>Total</b>	<u>2,176</u>	<u>2,176</u>



**OTTAWA COUNTY, MICHIGAN  
BUILDINGS AND GROUNDS  
4TH & CLINTON  
NATURE AND EXTENT OF SERVICES**

The Buildings and Grounds Department is responsible for overall administration of maintenance and repair programs to various County-owned or operated facilities and property. This includes answering requests by various departments, upkeep of County owned structures and property and keeping support machinery (lighting, heating, and cooling equipment) in a state of good repair.

This schedule has been created to distribute related costs of 4th & Clinton. The basis of allocation is a direct allocation to the sole occupant of this facility.

This department receives allocations from other service departments. The allocations received are, in turn, reallocated to recipient departments according to the initial distribution established for this service department. This procedure provides for an appropriate allocation of all service department charges.

The State of Michigan's time documentation requirements specifies that time documentation must be maintained if an individual works on two or more indirect activities that are allocated using different allocation bases, or an unallowable activity and a direct or indirect cost activity. The method used to determine the personnel costs assigned to each category for this department: 100% Time Certification and time documentation requirements have been met. All staff charged to the Building and Ground's department general ledger activity is 100% Maintenance and has been reviewed by authorized County personnel.

All applicable credits for direct-billed charges are accounted for in the initial allocation.

**Ottawa County, Michigan**  
**Indirect Cost Allocation Plan - Allocated Costs**  
**Based on the Year Ended December 31, 2009**  
**Schedule .2 - Costs To Be Allocated**  
**For Department 1010-2664 4TH & CLIN**

	1st Allocation	2nd Allocation	Sub-Total	Total
<b>Expenditures Per Financial Statement:</b>	26,262			26,262
1010-2010 FISCAL SVC	1,864	136	2,000	
1010-2100 CORP COUNS	51	3	54	
1010-2230 ADMINISTR	136	11	147	
1010-2260 HUMAN RESC	169	11	180	
1010-2530 TREASURER	393	29	422	
<b>Total Allocated Additions:</b>	<b>2,613</b>	<b>190</b>	<b>2,803</b>	<b>2,803</b>
<b>Total To Be Allocated:</b>	<b>28,875</b>	<b>190</b>		<b>29,065</b>



**Ottawa County, Michigan**  
**Indirect Cost Allocation Plan - Allocated Costs**  
**Based on the Year Ended December 31, 2009**  
**Schedule .3 - Costs Allocated By Activity**  
**For Department 1010-2664 4TH & CLIN**

	Total	General & Admin	4TH & CLINTON
<b>Wages &amp; Benefits</b>			
SALARIES & WAGES	10,832	0	10,832
FRINGE BENEFITS	5,818	0	5,818
<b>Other Expense &amp; Cost</b>			
7390 OPERATNL SUPPL	10	0	10
9100 INSURANCE & BON	383	0	383
9200 UTILITIES	6,259	0	6,259
9370 BUILDING REPAIR	66	0	66
9380 GROUNDS MAINTEN	2,894	0	2,894
<b>Departmental Totals</b>			
Total Expenditures	26,262	0	26,262
<b>Deductions</b>			
Total Deductions	0	0	0
<b>Functional Cost</b>			
Allocation Step 1	26,262	0	26,262
Inbound- All Others	2,613	0	2,613
1st Allocation	28,875	0	28,875
Allocation Step 2			
Inbound- All Others	190	0	190
2nd Allocation	190	0	190
<b>Total For 02664 1010-2664 4TH &amp;</b>			
Total Allocated	29,065	0	29,065



**Ottawa County, Michigan**  
**Indirect Cost Allocation Plan - Allocated Costs**  
**Based on the Year Ended December 31, 2009**  
**Schedule 4 - Detail Activity Allocations**  
**For Department 1010-2664 4TH & CLIN**

Receiving Department	Allocation Units	Allocation Percentage	Gross Allocation	Direct Billed	Allocation Step1	Allocation Step2	Total Allocation
Activity - 4TH & CLINTON							
OTHER	3,595	100.0000	28,875		28,875	190	29,065
SubTotal	3,595	100.0000	28,875		28,875	190	29,065
TOTAL	3,595	100.0000	28,875		28,875	190	29,065

Allocation Basis: 4TH & CLINTON-ASSIGNED SQUARE FOOTAGE BY OCCUPANT DEPT  
 Allocation Source: PURCHASING & FACILITIES

**Ottawa County, Michigan**  
**Indirect Cost Allocation Plan - Allocated Costs**  
**Based on the Year Ended December 31, 2009**  
**Schedule .5 - Allocation Summary**  
**For Department 1010-2664 4TH & CLIN**

Receiving Department	Total	4TH & CLINTON
OTHER	29,065	29,065
Direct Billed	0	0
<b>Total</b>	<u>29,065</u>	<u>29,065</u>

**OTTAWA COUNTY, MICHIGAN  
BUILDINGS AND GROUNDS  
JUVENILE SERVICES  
NATURE AND EXTENT OF SERVICES**

The Buildings and Grounds Department is responsible for overall administration of maintenance and repair programs to various County-owned or operated facilities and property. This includes answering requests by various departments, upkeep of County owned structures and property and keeping support machinery (lighting, heating, and cooling equipment) in a state of good repair.

This schedule has been created to distribute related costs of 4th & Clinton. The basis of allocation is a direct allocation based on the assigned square footage by department.

This department receives allocations from other service departments. The allocations received are, in turn, reallocated to recipient departments according to the initial distribution established for this service department. This procedure provides for an appropriate allocation of all service department charges.

The State of Michigan's time documentation requirements specifies that time documentation must be maintained if an individual works on two or more indirect activities that are allocated using different allocation bases, or an unallowable activity and a direct or indirect cost activity. The method used to determine the personnel costs assigned to each category for this department: 100% Time Certification and time documentation requirements have been met. All staff charged to the Building and Ground's department general ledger activity is 100% Maintenance and has been reviewed by authorized County personnel.

All applicable credits for direct-billed charges are accounted for in the initial allocation.

**Indirect Cost Allocation Plan - Allocated Costs**  
**Based on the Year Ended December 31, 2009**  
**Schedule .2 - Costs To Be Allocated**  
**For Department 1010-2665 JUV SVCS**

	1st Allocation	2nd Allocation	Sub-Total	Total
Expenditures Per Financial Statement:	908,282			908,282
1010-2010 FISCAL SVC	4,889	380	5,069	
1010-2100 CORP COUNS	865	59	924	
1010-2230 ADMINISTR	2,308	189	2,497	
1010-2260 HUMAN RESC	2,944	192	3,136	
1010-2530 TREASURER	813	59	872	
<b>Total Allocated Additions:</b>	<b>11,619</b>	<b>879</b>	<b>12,498</b>	<b>12,498</b>
<b>Total To Be Allocated:</b>	<b>919,901</b>	<b>879</b>		<b>920,780</b>



**Ottawa County, Michigan**  
**Indirect Cost Allocation Plan - Allocated Costs**  
**Based on the Year Ended December 31, 2009**  
**Schedule .3 - Costs Allocated By Activity**  
**For Department 1010-2665 JUV SVCS**

	Total	General & Admin	JUV SVCS
<b>Wages &amp; Benefits</b>			
SALARIES & WAGES	169,185	0	169,185
FRINGE BENEFITS	94,168	0	94,168
<b>Other Expense &amp; Cost</b>			
7390 OPERATNL SUPPL	78,282	0	78,282
8080 SERVICE CONTRAC	16,740	0	16,740
8500 TELEPHONE	1,585	0	1,585
8600 TRAVEL-MILEAGE	20	0	20
8680 VEHICLE INSURAN	1,515	0	1,515
9100 INSURANCE & BON	28,870	0	28,870
9200 UTILITIES	453,040	0	453,040
9300 EQUIPMENT R&M	16,422	0	16,422
9370 BUILDING REPAIR	24,580	0	24,580
9380 GROUNDS MAINTEN	18,025	0	18,025
9400 EQUIPMENT RENT	5,850	0	5,850
<b>Departmental Totals</b>			
Total Expenditures	908,282	0	908,282
<b>Deductions</b>			
Total Deductions	0	0	0
<b>Functional Cost</b>			
Allocation Step 1	908,282	0	908,282
Inbound- All Others	11,619	0	11,619
1st Allocation	919,901	0	919,901
Allocation Step 2			
Inbound- All Others	879	0	879
2nd Allocation	879	0	879



**Ottawa County, Michigan**  
**Indirect Cost Allocation Plan - Allocated Costs**  
**Based on the Year Ended December 31, 2009**  
**Schedule .3 - Costs Allocated By Activity**  
**For Department 1010-2665 JUV SVCS**

	Total	General & Admin	JUV SVCS
Total For 02665 1010-2665 JUV	920,780	0	920,780
Total Allocated	920,780	0	920,780



**Ottawa County, Michigan**  
**Indirect Cost Allocation Plan - Allocated Costs**  
**Based on the Year Ended December 31, 2009**  
**Schedule .4 - Detail Activity Allocations**  
**For Department 1010-2665 JUV SVCS**

Receiving Department	Allocation Units	Allocation Percentage	Gross Allocation	Direct Billed	Allocation Step1	Allocation Step2	Total Allocation
1010-1480 PROB CT	4,177	4.4993	41,389	-38,560	2,829	40	2,869
1010-1490 JUV CT	3,528	3.8003	34,959	-32,569	2,390	33	2,423
1010-3510 JAIL	69,256	74.6004	686,249	-639,335	46,914	656	47,570
2920 CC BLDG OPERTN	15,875	17.1000	157,304	-146,549	10,755	150	10,905
SubTotal	92,836	100.0000	919,901	-857,013	62,888	879	63,767
Direct Billed				857,013	857,013		857,013
TOTAL	92,836	100.0000	919,901		919,901	879	920,780

Allocation Basis: JUV SVCS BLDG-ASSIGNED SQUARE FOOTAGE BY OCCUPANT DEPT

Allocation Source: ADMINISTRATION



**Ottawa County, Michigan**  
**Indirect Cost Allocation Plan - Allocated Costs**  
**Based on the Year Ended December 31, 2009**  
**Schedule .5 - Allocation Summary**  
**For Department 1010-2665 JUV SVCS**

Receiving Department	Total	JUV SVCS
1010-1480 PROB CT	2,869	2,869
1010-1490 JUV CT	2,423	2,423
1010-3510 JAIL	47,570	47,570
2920 CC BLDG OPERTN	10,905	10,905
Direct Billed	857,013	857,013
<b>Total</b>	<b>920,780</b>	<b>920,780</b>



**OTTAWA COUNTY, MICHIGAN  
BUILDINGS AND GROUNDS  
434 FRANKLIN  
NATURE AND EXTENT OF SERVICES**

The Buildings and Grounds Department is responsible for overall administration of maintenance and repair programs to various County-owned or operated facilities and property. This includes answering requests by various departments, upkeep of County owned structures and property and keeping support machinery (lighting, heating, and cooling equipment) in a state of good repair.

This schedule has been created to distribute related costs of a maintenance facility to all real estate maintained by the Buildings and Grounds Department. Related costs are distributed equally between all Building and Grounds central service departments.

This department receives allocations from other service departments. The allocations received are, in turn, reallocated to recipient departments according to the initial distribution established for this service department. This procedure provides for an appropriate allocation of all service department charges.

The State of Michigan's time documentation requirements specifies that time documentation must be maintained if an individual works on two or more indirect activities that are allocated using different allocation bases, or an unallowable activity and a direct or indirect cost activity. The method used to determine the personnel costs assigned to each category for this department: 100% Time Certification and time documentation requirements have been met. All staff charged to the Building and Ground's department general ledger activity is 100% Maintenance and has been reviewed by authorized County personnel.

All applicable credits for direct-billed charges are accounted for in the initial allocation.

**Indirect Cost Allocation Plan - Allocated Costs  
Based on the Year Ended December 31, 2009  
Schedule .2 - Costs To Be Allocated  
For Department 1010-2667 ADM ANNEX**

	1st Allocation	2nd Allocation	Sub-Total	Total
<b>Expenditures Per Financial Statement:</b>	700,329			700,329
BLDG USE CHG	15,120		15,120	
1010-2010 FISCAL SVC	7,288	486	7,774	
1010-2100 CORP COUNS	1,094	74	1,168	
1010-2230 ADMINISTR	2,919	239	3,158	
1010-2260 HUMAN RESC	3,713	243	3,956	
1010-2530 TREASURER	1,096	79	1,175	
1010-2667 ADM ANNEX		34,968	34,968	
<b>Total Allocated Additions:</b>	<b>31,230</b>	<b>36,089</b>	<b>67,319</b>	<b>67,319</b>
6760 REIMBURSEMENTS	( 3,085)			
<b>Total Departmental Cost Adjustments:</b>	<b>( 3,085)</b>			<b>( 3,085)</b>
<b>Total To Be Allocated:</b>	<b>728,474</b>	<b>36,089</b>		<b>764,563</b>

**Ottawa County, Michigan**  
**Indirect Cost Allocation Plan - Allocated Costs**  
**Based on the Year Ended December 31, 2009**  
**Schedule .3 - Costs Allocated By Activity**  
**For Department 1010-2667 ADM ANNEX**

	Total	General & Admin	JUL 18-DEC 2009	JAN-JUL 17 2009
<b>Wages &amp; Benefits</b>				
SALARIES & WAGES	190,923	0	87,500	103,423
FRINGE BENEFITS	103,977	0	47,653	56,324
<b>Other Expense &amp; Cost</b>				
7270 OFFICE SUPPLIES	1,909	0	875	1,034
7280 PRINTG & BINDG	16	0	7	9
7300 POSTAGE	74	0	34	40
7390 OPERATNL SUPPL	59,216	0	27,139	32,077
8080 SERVICE CONTRA	10,301	0	4,721	5,580
8210 TEMP SVCS	6,799	0	3,116	3,683
8310 DATA PROCESSG	21,023	0	9,635	11,388
8500 TELEPHONE	5,026	0	2,303	2,723
8600 TRAVEL-MILEAGE	35	0	16	19
8650 GAS AND OIL	8,050	0	3,689	4,361
8680 VEHICLE INSURAN	17,770	0	8,144	9,626
9100 INSURANCE & BON	18,474	0	8,467	10,007
9200 UTILITIES	204,666	0	93,798	110,868
9300 EQUIPMENT R&M	11,523	0	5,281	6,242
9370 BUILDING REPAIR	8,573	0	3,929	4,644
9380 GROUNDS MAINT	18,604	0	8,526	10,078
9400 EQUIPMENT RENT	13,370	0	6,127	7,243
<b>Departmental Totals</b>				
Total Expenditures	700,329	0	320,960	379,369
<b>Deductions</b>				
Total Deductions	0	0	0	0
<b>Cost Adjustments</b>				
6760 REIMBURSEMENTS	( 3,085)	0	( 1,414)	( 1,671)
<b>Functional Cost</b>				
	697,244	0	319,546	377,698



**Ottawa County, Michigan  
 Indirect Cost Allocation Plan - Allocated Costs  
 Based on the Year Ended December 31, 2009  
 Schedule .3 - Costs Allocated By Activity  
 For Department 1010-2667 ADM ANNEX**

	Total	General & Admin	JUL 18-DEC 2009	JAN-JUL 17 2009
<b>Allocation Step 1</b>				
Inbound- All Others	31,230	0	14,314	16,916
1st Allocation	728,474	0	333,860	394,614
<b>Allocation Step 2</b>				
Inbound- All Others	36,089	0	16,541	19,548
2nd Allocation	36,089	0	16,541	19,548
<b>Total For 02667 1010-2667 ADM</b>	<b>764,563</b>	<b>0</b>	<b>350,401</b>	<b>414,162</b>
<b>Total Allocated</b>				



**Ottawa County, Michigan**  
**Indirect Cost Allocation Plan - Allocated Costs**  
**Based on the Year Ended December 31, 2009**  
**Schedule .4 - Detail Activity Allocations**  
**For Department 1010-2667 ADM ANNEX**

Activity - JUL 18-DEC 2009

Receiving Department	Allocation Units	Allocation Percentage	Gross Allocation	Direct Billed	Allocation Step1	Allocation Step2	Total Allocation
1010-2010 FISCAL SVC	5,243	6.4897	21,666		21,666		21,666
1010-2100 CORP COUNS	1,034	1.2799	4,273		4,273		4,273
1010-2150 CLERK	3,872	4.7927	16,001		16,001	1,046	17,047
1010-2230 ADMINISTR	2,852	3.5301	11,786		11,786		11,786
1010-2250 EQUALIZATN	3,099	3.8359	12,806		12,806	837	13,643
1010-2260 HUMAN RESC	2,839	3.5140	11,732		11,732		11,732
1010-2290 PROS ATTY	2,972	3.6787	12,282		12,282	803	13,085
1010-2360 REG DEEDS	3,255	4.0290	13,451		13,451	880	14,331
1010-2530 TREASURER	3,734	4.6219	15,431		15,431		15,431
1010-2570 COOP EXT	4,453	5.5118	18,402		18,402	1,203	19,605
1010-2667 ADM ANNEX	3,878	4.8001	16,026		16,026		16,026
1010-2750 DRAIN COMM	2,520	3.1192	10,414		10,414	681	11,095
1010-3020 SHERIFF	22,765	28.1778	94,073		94,073	6,152	100,225
1010-4260 EMERG SVCS	2,286	2.8296	9,447		9,447	618	10,065
1010-7211 PLAN/GRANT	2,943	3.6428	12,162		12,162	795	12,957
2081-7510 PARKS	3,126	3.8693	12,918		12,918	845	13,763
2602 WEMET	4,635	5.7371	19,154	-21,070	-1,916	1,253	-663
6360 INFO TECH	5,284	6.5404	21,836		21,836	1,428	23,264
SubTotal	80,790	100.0000	333,860	-21,070	312,790	16,541	329,331
Direct Billed				21,070	21,070		21,070
TOTAL	80,790	100.0000	333,860		333,860	16,541	350,401

Allocation Basis: ADMIN ANNEX-ASSIGNED SQUARE FOOTAGE BY OCCUPANT DEPT  
 Allocation Source: J SHERMAN ASSOCIATES-STATISTICS REPORT



**Ottawa County, Michigan**  
**Indirect Cost Allocation Plan - Allocated Costs**  
**Based on the Year Ended December 31, 2009**  
**Schedule .4 - Detail Activity Allocations**  
**For Department 1010-2667 ADM ANNEX**

Activity - JAN-JUL 17 2009

Receiving Department	Allocation Units	Allocation Percentage	Gross Allocation	Direct Billed	Allocation Step1	Allocation Step2	Total Allocation
1010-2010 FISCAL SVC	5,243	6.4897	25,609		25,609		25,609
1010-2100 CORP COUNS	1,034	1.2799	5,051		5,051		5,051
1010-2150 CLERK	3,872	4.7927	18,913		18,913	1,237	20,150
1010-2230 ADMINISTR	2,852	3.5301	13,930		13,930		13,930
1010-2250 EQUALIZATN	3,099	3.8359	15,137		15,137	990	16,127
1010-2260 HUMAN RESC	2,839	3.5140	13,867		13,867		13,867
1010-2290 PROS ATTY	2,972	3.6787	14,517		14,517	949	15,466
1010-2360 REG DEEDS	3,255	4.0290	15,899		15,899	1,040	16,939
1010-2530 TREASURER	3,734	4.6219	18,239		18,239		18,239
1010-2570 COOP EXT	4,453	5.5118	21,750		21,750	1,422	23,172
1010-2667 ADM ANNEX	3,878	4.8001	18,942		18,942		18,942
1010-3020 SHERIFF	22,765	28.1778	111,193		111,193	7,270	118,463
1010-4260 EMERG SVCS	2,286	2.8296	11,166		11,166	730	11,896
1010-7211 PLAN/GRANT	2,943	3.6428	14,375		14,375	940	15,315
2081-7510 PARKS	3,126	3.8693	15,269		15,269	998	16,267
2602 WEMET	4,635	5.7371	22,639	-24,734	-2,095	1,480	-615
6360 INFO TECH	5,284	6.5404	25,809		25,809	1,687	27,496
OTHER	2,520	3.1192	12,309		12,309	805	13,114
<b>SubTotal</b>	<b>80,790</b>	<b>100.0000</b>	<b>394,614</b>	<b>-24,734</b>	<b>369,880</b>	<b>19,548</b>	<b>389,428</b>
<b>Direct Billed</b>				<b>24,734</b>	<b>24,734</b>		<b>24,734</b>
<b>TOTAL</b>	<b>80,790</b>	<b>100.0000</b>	<b>394,614</b>		<b>394,614</b>	<b>19,548</b>	<b>414,162</b>

Allocation Basis: ADMIN ANNEX-ASSIGNED SQUARE FOOTAGE BY OCCUPANT DEPT

Allocation Source: J SHERMAN ASSOCIATES-STATISTICS REPORT

**Ottawa County, Michigan**  
**Indirect Cost Allocation Plan - Allocated Costs**  
**Based on the Year Ended December 31, 2009**  
**Schedule .5 - Allocation Summary**  
**For Department 1010-2667 ADM ANNEX**

Receiving Department	Total	JUL 18-DEC 2009	JAN-JUL 17 2009
1010-2010 FISCAL SVC	47,275	21,666	25,609
1010-2100 CORP COUNS	9,324	4,273	5,051
1010-2150 CLERK	37,197	17,047	20,150
1010-2230 ADMINISTR	25,716	11,786	13,930
1010-2250 EQUALIZATN	29,770	13,643	16,127
1010-2260 HUMAN RESC	25,599	11,732	13,867
1010-2290 PROS ATTY	28,551	13,085	15,466
1010-2360 REG DEEDS	31,270	14,331	16,939
1010-2530 TREASURER	33,670	15,431	18,239
1010-2570 COOP EXT	42,777	19,605	23,172
1010-2667 ADM ANNEX	34,968	16,026	18,942
1010-2750 DRAIN COMM	11,095	11,095	0
1010-3020 SHERIFF	218,688	100,225	118,463
1010-4260 EMERG SVCS	21,961	10,065	11,896
1010-7211 PLAN/GRANT	28,272	12,957	15,315
2081-7510 PARKS	30,030	13,763	16,267
2602 WEMET	( 1,278)	( 663)	( 615)
6360 INFO TECH	50,760	23,264	27,496
OTHER	13,114	0	13,114
Direct Billed	45,804	21,070	24,734
<b>Total</b>	<b>764,563</b>	<b>350,401</b>	<b>414,162</b>





**OTTAWA COUNTY, MICHIGAN  
BUILDINGS AND GROUNDS  
FIA BUILDING  
NATURE AND EXTENT OF SERVICES**

The Buildings and Grounds Department is responsible for overall administration of maintenance and repair programs to various County-owned or operated facilities and property. This includes answering requests by various departments, upkeep of County owned structures and property and keeping support machinery (lighting, heating, and cooling equipment) in a state of good repair. Costs identified in this schedule include operational supplies, service contracts, and other costs for maintenance on the building. These costs have been distributed to the benefiting departments based on the assigned square footage by occupant department.

This department receives allocations from other service departments. The allocations received are, in turn, reallocated to recipient departments according to the initial distribution established for this service department. This procedure provides for an appropriate allocation of all service department charges.

The State of Michigan's time documentation requirements specifies that time documentation must be maintained if an individual works on two or more indirect activities that are allocated using different allocation bases, or an unallowable activity and a direct or indirect cost activity. The method used to determine the personnel costs assigned to each category for this department: 100% Time Certification and time documentation requirements have been met. All staff charged to the Building and Ground's department general ledger activity is 100% Maintenance and has been reviewed by authorized County personnel.

All applicable credits for direct-billed charges are accounted for in the initial allocation.

**Ottawa County, Michigan**  
**Indirect Cost Allocation Plan - Allocated Costs**  
**Based on the Year Ended December 31, 2009**  
**Schedule .2 - Costs To Be Allocated**  
**For Department 1010-2668 FIA BLDG**

	1st Allocation	2nd Allocation	Sub-Total	Total
<b>Expenditures Per Financial Statement:</b>	286,264			286,264
1010-2010 FISCAL SVC	3,845	314	4,159	
1010-2100 CORP COUNS	275	19	294	
1010-2230 ADMINISTR	733	60	793	
1010-2260 HUMAN RESC	951	61	1,012	
1010-2530 TREASURER	615	45	660	
<b>Total Allocated Additions:</b>	<b>6,419</b>	<b>499</b>	<b>6,918</b>	<b>6,918</b>
<b>Total To Be Allocated:</b>	<b>292,683</b>	<b>499</b>	<b>293,182</b>	<b>293,182</b>



**Ottawa County, Michigan**  
**Indirect Cost Allocation Plan - Allocated Costs**  
**Based on the Year Ended December 31, 2009**  
**Schedule 3 - Costs Allocated By Activity**  
**For Department 1010-2668 FIA BLDG**

	Total	General & Admin	FIA BLDG
<b>Wages &amp; Benefits</b>			
SALARIES & WAGES	69,057	0	69,057
FRINGE BENEFITS	33,403	0	33,403
<b>Other Expense &amp; Cost</b>			
7390 OPERATNL SUPPL	8,620	0	8,620
8080 SERVICE CONTR	60,701	0	60,701
8600 TRAVEL-MILEAGE	5	0	5
8680 VEHICLE INSURN	912	0	912
9100 INSURANCE & BON	7,753	0	7,753
9200 UTILITIES	86,568	0	86,568
9300 EQUIPMENT R&M	2,343	0	2,343
9370 BUILDING REPAIR	946	0	946
9380 GROUNDS MAINT	14,119	0	14,119
9400 EQUIPMENT RENT	1,837	0	1,837
<b>Departmental Totals</b>			
Total Expenditures	286,264	0	286,264
<b>Deductions</b>			
Total Deductions	0	0	0
<b>Functional Cost</b>			
Allocation Step 1	286,264	0	286,264
Inbound- All Others	6,419	0	6,419
1st Allocation	292,683	0	292,683
Allocation Step 2			
Inbound- All Others	499	0	499
2nd Allocation	499	0	499



**Ottawa County, Michigan**  
**Indirect Cost Allocation Plan - Allocated Costs**  
**Based on the Year Ended December 31, 2009**  
**Schedule .3 - Costs Allocated By Activity**  
**For Department 1010-2668 FIA BLDG**

Total	General & Admin	FIA BLDG
293,182	0	293,182
<b>Total Allocated</b>		

Total For 02668 1010-2668 FIA

Total Allocated



**Ottawa County, Michigan**  
**Indirect Cost Allocation Plan - Allocated Costs**  
**Based on the Year Ended December 31, 2009**  
**Schedule .4 - Detail Activity Allocations**  
**For Department 1010-2668 FIA BLDG**

Receiving Department	Activity - FIA BLDG	Allocation Units	Allocation Percentage	Gross Allocation	Direct Billed	Allocation Step1	Allocation Step2	Total Allocation
1010-1520 ADULT PROB		5,168	12.7451	37,303		37,303	64	37,367
2900 DHS BLDG OPERN		27,551	67.9449	198,863	-184,067	14,796	339	15,135
2920 CC BLDG OPERTN		7,830	19.3100	56,517	-52,319	4,198	96	4,294
SubTotal		40,549	100.0000	292,683	-236,386	56,297	499	56,796
Direct Billed					236,386			236,386
TOTAL		40,549	100.0000	292,683		292,683	499	293,182

Allocation Basis: ASSIGNED SQUARE FOOTAGE BY OCCUPANT DEPT  
 Allocation Source: ADMINISTRATION

Ottawa County, Michigan  
 Indirect Cost Allocation Plan - Allocated Costs  
 Based on the Year Ended December 31, 2009  
 Schedule .5 - Allocation Summary  
 For Department 1010-2668 FIA BLDG

Receiving Department	Total	FIA BLDG
1010-1520 ADULT PROB	37,367	37,367
2900 DHS BLDG OPERN	15,135	15,135
2920 CC BLDG OPERTN	4,294	4,294
Direct Billed	236,386	236,386
<b>Total</b>	<b>293,182</b>	<b>293,182</b>



**OTTAWA COUNTY, MICHIGAN**  
**INSURANCE**  
**NATURE AND EXTENT OF SERVICES**

This central service department has been created to allocate the cost of the general fund insurance to the general fund departments. These charges have been made to the activity 1010-8650 from various self-insurance funds. All costs allocated are net of direct billings by the County Finance Department. Allocations are made to only those General Fund departments not directly charged. The plan utilizes 2009 permanent positions assigned by department to allocate the indirect costs.

This department receives allocations from other service departments. The allocations received are, in turn, reallocated to recipient departments according to the initial distribution established for this service department. This procedure provides for an appropriate allocation of all service department charges.

All applicable credits for direct-billed charges are accounted for in the initial allocation.

**Ottawa County, Michigan**  
**Indirect Cost Allocation Plan - Allocated Costs**  
**Based on the Year Ended December 31, 2009**  
**Schedule .2 - Costs To Be Allocated**  
**For Department 1010-8650 INSURANCE**

	1st Allocation	2nd Allocation	Sub-Total	Total
Expenditures Per Financial Statement:	140,058			140,058
1010-2010 FISCAL SVC	1,996	117	2,113	
1010-2530 TREASURER	682	50	732	
Total Allocated Additions:	2,678	167	2,845	2,845
Total To Be Allocated:	142,736	167		142,903





**Ottawa County, Michigan**  
**Indirect Cost Allocation Plan - Allocated Costs**  
**Based on the Year Ended December 31, 2009**  
**Schedule .3 - Costs Allocated By Activity**  
**For Department 1010-8650 INSURANCE**

	Total	General & Admin	GEN LIAB EXCESS
<b>Wages &amp; Benefits</b>			
SALARIES & WAGES	0	0	0
FRINGE BENEFITS	0	0	0
<b>Other Expense &amp; Cost</b>			
9100 INSURANCE & BO	140,058	0	140,058
<b>Departmental Totals</b>			
Total Expenditures	140,058	0	140,058
<b>Deductions</b>			
Total Deductions	0	0	0
<b>Functional Cost</b>			
Allocation Step 1	140,058	0	140,058
Inbound- All Others	2,678	0	2,678
1st Allocation	142,736	0	142,736
Allocation Step 2			
Inbound- All Others	167	0	167
2nd Allocation	167	0	167
<b>Total For 08650 1010-8650</b>			
Total Allocated	142,903	0	142,903

**Ottawa County, Michigan**  
**Indirect Cost Allocation Plan - Allocated Costs**  
**Based on the Year Ended December 31, 2009**  
**Schedule .4 - Detail Activity Allocations**  
**For Department 1010-8650 INSURANCE**

Activity - GEN LIAB EXCESS	Receiving Department	Allocation Units	Allocation Percentage	Gross Allocation	Direct Billed	Allocation Step1	Allocation Step2	Total Allocation
	1010-1010 BOC	11.00	9.4259	13,454		13,454	22	13,476
	1010-2010 FISCAL SVC	14.30	12.2536	17,490		17,490		17,490
	1010-2100 CORP COUNS	1.58	1.3539	1,933		1,933		1,933
	1010-2150 CLERK	22.00	18.8518	26,907		26,907	44	26,951
	1010-2230 ADMINISTR	3.34	2.8620	4,085		4,085		4,085
	1010-2250 EQUALIZATN	13.50	11.5681	16,512		16,512	27	16,539
	1010-2260 HUMAN RESC	4.60	3.9417	5,626		5,626		5,626
	1010-2360 REG DEEDS	11.00	9.4259	13,454		13,454	22	13,476
	1010-2450 SURV REMON	0.55	0.4713	673		673	1	674
	1010-2530 TREASURER	9.45	8.0977	11,558		11,558		11,558
	1010-2570 COOP EXT	4.33	3.7104	5,296		5,296	9	5,305
	1010-2590 GIS	5.00	4.2845	6,116		6,116	10	6,126
	1010-2750 DRAIN COMM	7.00	5.9983	8,562		8,562	14	8,576
	1010-4260 EMERG SVCS	2.10	1.7995	2,569		2,569	4	2,573
	1010-7211 PLAN/GRANT	6.95	5.9554	8,501		8,501	14	8,515
	SubTotal	116.70	100.0000	142,736		142,736	167	142,903
	TOTAL	116.70	100.0000	142,736		142,736	167	142,903

Allocation Basis: PERMANENT POSITIONS BY DEPT  
Allocation Source: FISCAL SERVICES

**Ottawa County, Michigan**  
**Indirect Cost Allocation Plan - Allocated Costs**  
**Based on the Year Ended December 31, 2009**  
**Schedule .5 - Allocation Summary**  
**For Department 1010-8650 INSURANCE**

Receiving Department	Total	GEN LIAB EXCESS
1010-1010 BOC	13,476	13,476
1010-2010 FISCAL SVC	17,490	17,490
1010-2100 CORP COUNS	1,933	1,933
1010-2150 CLERK	26,951	26,951
1010-2230 ADMINISTR	4,085	4,085
1010-2250 EQUALIZATN	16,539	16,539
1010-2260 HUMAN RESC	5,626	5,626
1010-2360 REG DEEDS	13,476	13,476
1010-2450 SURV REMON	674	674
1010-2530 TREASURER	11,558	11,558
1010-2570 COOP EXT	5,305	5,305
1010-2590 GIS	6,126	6,126
1010-2750 DRAIN COMM	8,576	8,576
1010-4260 EMERG SVCS	2,573	2,573
1010-7211 PLAN/GRANT	8,515	8,515
Direct Billed	0	0
<b>Total</b>	<b>142,903</b>	<b>142,903</b>





# County of Ottawa

## *Fiscal Services Department*

**Robert Spaman**  
*Director*

12220 Fillmore Street, Room 331, West Olive, Michigan 49460

West Olive (616) 738-4849

Fax (616) 738-4098

Grand Haven (616) 846-8295

Grand Rapids (616) 662-3100

e-mail: [rspanan@co.ottawa.mi.us](mailto:rspanan@co.ottawa.mi.us)

### COUNTY OF OTTAWA

### COUNTY-WIDE COST ALLOCATION PLAN

#### **Internal Service Fund Reserve Analysis**

**Information Technology Fund (6360):** This fund has received \$1,790,980 in contributions from the General Fund. Charges to departments are based on a billing study prepared by an outside consultant (Maximus). Applicable A-87 adjustments reduce working capital to (5.1) months which is not excessive according to federal guidelines.

**Duplicating (6450):** Applicable A-87 adjustments reduce working capital to (8.5) months which is not excessive according to federal guidelines.

**Telecommunications (6550):** This fund has received \$595,000 in contributed capital. The majority of the excess working capital comes from commissions the County receives from jail inmate phone calls. The applicable A-87 adjustments reduce working capital to (8.4) months which is not excessive according to federal guidelines.

**Equipment Pool (6641):** This fund has received \$2,580,381 in contributed capital. During 2008, \$1.5 million of this was transferred to other funds. Applicable A-87 adjustments reduce working capital to (311.7 months) which is not excessive according to federal guidelines

**PSF Insurance (6770):** Applicable A-87 adjustments reduce working capital to .2 months which is not excessive according to federal guidelines.

**PSF Health (6771):** Rates charged to departments are based on an actuary study. Since the County is self-funded, it must have sufficient reserves to cover bad claim years when they occur. The applicable A-87 adjustments reduce working capital to .5 months which is not excessive according to federal guidelines.

**PSF Unemployment (6772):** Claims vary significantly by year, and since the County is self-funded, it must have sufficient reserves to cover large claims when they occur. The applicable A-87 adjustments reduce working capital to (33.8) months which is not excessive according to federal guidelines.

**Long-Term Disability (6775):** The rate charged to departments is based on the actual premium paid plus the cost of the staff charged to the fund to administer the benefits. The applicable A-87 adjustments reduce working capital to (1.6) months which is not excessive according to federal guidelines.

**Insurance Authority (6780):** Rates charged to departments are based on an actuary study prepared by Financial Risk Analysts, LLC. Since the County is self-funded, it must have sufficient reserves to cover bad claim years when they occur. The applicable A-87 adjustments reduce working capital to (1.6) months which is not excessive according to federal guidelines.

**PSF Mental Health (6782):** This fund may only be used by the Mental Health fund to cover risk exposure under the managed care specialty services program.

Ottawa County, Michigan  
Internal Service Fund Summary  
Based on the Year Ended December 30, 2009

	Information Technology (6360)	Duplicating (6450)	Tele- communications (6550)	Equipment Pool (6641)	Protected Self-Funded Prog-WC Liab (6770)
<b>Income Statement:</b>					
Operating Revenues	19,794,647	70,429	705,110	1,247,288	190,778
Operating Expenses	(20,424,830)	(99,647)	(332,677)	(64,530)	(267,984)
Depreciation	(1,312,244)	(19,307)	(120,511)	(1,172,426)	-
Total Expenses	<u>(21,737,074)</u>	<u>(118,954)</u>	<u>(453,188)</u>	<u>(1,236,956)</u>	<u>(267,984)</u>
Net Profit/(Loss)	(1,942,427)	(48,525)	251,922	10,332	(77,206)
Non Operating Revenue/(Exp)	2,756,971	6,235	17,257	87,434	180,066
Operating Transfers In/(Out)	<u>(300,000)</u>	<u>-</u>	<u>(150,000)</u>	<u>-</u>	<u>-</u>
Net Increase/(Decrease)	514,544	(42,290)	119,179	97,766	102,860
Beginning R/E per CAFR	<u>28,328,085</u>	<u>731,485</u>	<u>3,022,401</u>	<u>4,538,679</u>	<u>3,661,613</u>
Ending R/E per CAFR	<u><u>28,842,629</u></u>	<u><u>689,195</u></u>	<u><u>3,141,580</u></u>	<u><u>4,636,445</u></u>	<u><u>3,764,473</u></u>
<b>Working Capital:</b>					
Current Assets	41,070,628	635,209	2,712,249	2,800,197	4,274,289
Current Liabilities	<u>14,653,745</u>	<u>307</u>	<u>104,905</u>	<u>969</u>	<u>509,816</u>
Working Capital Reserve	26,416,883	634,902	2,607,344	2,799,228	3,764,473
<b>A-87 Adjustments: 2004-2008</b>	(28,439,826)	(699,473)	(2,795,889)	(4,398,996)	(3,638,431)
<b>A-87 Adjustments: 2009</b>	(2,184,108)	(6,235)	(45,273)	(76,410)	(120,571)
A-87 Adjusted WCR	<u><u>(4,207,051)</u></u>	<u><u>(70,806)</u></u>	<u><u>(233,817)</u></u>	<u><u>(1,676,177)</u></u>	<u><u>5,471</u></u>
Available months of WCR	(5.1)	(8.5)	(8.4)	(311.7)	0.2

Ottawa County, Michigan  
Internal Service Fund Summary  
Based on the Year Ended December 30, 2009

Protected Self-Funded Htl/Dental/Visn (6771)	Protected Self-Funded Unemp Ins (6772)	Long-Term Disability (6775)	Insurance Authority (6780)	Self-Funded Insurance Mental H. (6782)	DENTAL (6776)	VISION (6777)	emp benefits (6781)
12,684,287	163,126	168,788	1,747,264	-			
(13,804,196)	(322,555)	(169,938)	(2,697,480)	-			
(13,804,196)	(322,555)	(169,938)	(2,697,480)	-			
(1,119,909)	(159,429)	(1,150)	(950,216)	-			
40,729	10,838	1,089	2,378,459	8,995			
-	-	-	(150,000)	-			
(1,079,180)	(148,591)	(61)	1,278,243	8,995			
3,250,671	1,007,596	114,327	7,897,787	1,656,795			
2,171,491	859,005	114,266	9,176,030	1,665,790			
3,887,359	965,358	114,393	21,353,035	1,665,790			
1,715,868	106,353	127	12,177,005	-			
2,171,491	859,005	114,266	9,176,030	1,665,790			
(1,567,407)	(1,757,257)	(136,111)	(7,688,751)	(2,029,426)			
(40,729)	(10,838)	(1,089)	(1,851,728)	(5,366)			
563,355	(909,090)	(22,934)	(364,449)	(369,002)			
0.5	(33.8)	(1.6)	(1.6)	n/a-MH	Closed	Closed	Closed

**COUNTY OF OTTAWA**  
**INTERNAL SERVICE FUNDS**

FOR THE YEAR ENDED DECEMBER 31, 2009

Internal Service Funds are established to account for the financing of goods or services provided by one department to other departments of the governmental unit on a cost-reimbursement basis.

Information Technology Fund (6360) - The Information Technology Fund is used to account for revenues collected from user departments for service charges to cover the costs incurred in the operation of the department including computer processing time and programming time.

Duplicating Fund (6450) - The Duplicating Fund is used to account for revenues received from user departments and expenses incurred in providing copier services.

Telecommunications Fund (6550) - The Telecommunications Fund is used to account for revenues received from user departments and expenses incurred in providing telephone service.

Equipment Pool Fund (6641) - The Equipment Pool Fund is used to account for revenues collected from user departments for the equipment rental charges to cover the costs incurred to administer the equipment pool fund and depreciation of the equipment.

Protected Self-Funded Insurance Programs Fund (6770) - The Protected Self-Funded Insurance Programs Fund is used to account for the administrative costs associated with managing the self-insured portion of the vehicle protection program, the workers' compensation program, the liability protection program and the property and fire protection program.

Protected Self-Funded Employee Insurance Fund (6771) - The Protected Self-Funded Employee Insurance Fund is used to account for revenues collected from user departments for the payment of costs incurred to administer the self-funded health insurance program, third party administrative expenses and actual health claims paid.

Protected Self-Funded Unemployment Fund (6772) - The protected Self-Funded Unemployment Fund is used to account for revenues collected from user departments for the payment of costs incurred to administer the self-funded unemployment insurance program, third party administrative expenses and actual unemployment claims paid.

Long-Term Disability Insurance Fund (6775) - The Long-term Disability Insurance Fund is used to account for revenues collected from user departments for the payment of costs incurred to administer the long-term disability insurance program and insurance premiums paid.



COUNTY OF OTTAWA

INTERNAL SERVICE FUNDS  
 COMBINING STATEMENT OF NET ASSETS  
 December 31, 2009  
 (with comparative totals for December 31, 2008)

	Information Technology (6360)	Duplicating (6450)	Telecom- munications (6550)	Equipment Pool (6641)	Protected Self-Funded Insurance Programs (6770)
<b>ASSETS</b>					
Current assets:					
Cash and pooled investments	\$2,347,690	\$628,052	\$2,669,726	\$2,774,142	
Investments					
Accounts receivable	2,010		8,407		
Accrued interest on investments					
Due from other funds	25,869	7,157	28,286	26,055	\$4,264,289
Inventory of supplies	46,652				
Prepaid expenses	240,528		5,830		10,000
Total current assets	<u>2,662,749</u>	<u>635,209</u>	<u>2,712,249</u>	<u>2,800,197</u>	<u>4,274,289</u>
Noncurrent assets:					
Capital assets:					
Office furniture and equipment				3,960,723	
Copy machines		111,317			
Telephone equipment			2,460,674		
Vehicles				4,104,023	
Less accumulated depreciation		(57,024)	(1,926,438)	(6,192,116)	
Net capital assets		<u>54,293</u>	<u>534,236</u>	<u>1,872,630</u>	
Total assets	<u>2,662,749</u>	<u>689,502</u>	<u>3,246,485</u>	<u>4,672,827</u>	<u>4,274,289</u>
<b>LIABILITIES</b>					
Current liabilities:					
Accounts payable	38,395	307	1,779	969	310,080
Interfund payable					199,736
Due to other funds					
Due to other governmental units					
Capital lease payable				35,413	
Unearned revenue			103,126		
Total liabilities	<u>38,395</u>	<u>307</u>	<u>104,905</u>	<u>36,382</u>	<u>509,816</u>
<b>NET ASSETS</b>					
Investment in capital assets		54,293	534,236	1,837,217	
Restricted for managed care risk exposure					
Unrestricted	<u>2,624,354</u>	<u>634,902</u>	<u>2,607,344</u>	<u>2,799,228</u>	<u>3,764,473</u>
Total net assets	<u>\$2,624,354</u>	<u>\$689,195</u>	<u>\$3,141,580</u>	<u>\$4,636,445</u>	<u>\$3,764,473</u>

**COUNTY OF OTTAWA**

**INTERNAL SERVICE FUNDS  
COMBINING STATEMENT OF REVENUES, EXPENSES, AND  
CHANGES IN FUND NET ASSETS**

For the Year Ended December 31, 2009

(with comparative totals for the year ended December 31, 2008)

	Information Technology (6360)	Duplicating (6450)	Telecom- munications (6550)	Equipment Pool (6641)	Protected Self-Funded Insurance Programs (6770)
Operating revenues:					
Charges for services	\$2,817,577	\$70,429	\$705,110	\$1,205,487	\$190,778
Other revenue				41,801	
Total operating revenues	<u>2,817,577</u>	<u>70,429</u>	<u>705,110</u>	<u>1,247,288</u>	<u>190,778</u>
Operating expenses:					
Personnel services	1,565,289	11,128	119,746	35,609	163,486
Contractual services	661,784	11,899	191,134		54,925
Supplies	91,634	65,649	9,435	15	122
Depreciation		19,307	120,511	1,172,426	
Building and equipment rental	121,084				
Claims and legal					34,582
Miscellaneous	226,032	10,971	12,362	28,906	14,869
Total operating expenses	<u>2,665,823</u>	<u>118,954</u>	<u>453,188</u>	<u>1,236,956</u>	<u>267,984</u>
Operating income (loss)	<u>151,754</u>	<u>(48,525)</u>	<u>251,922</u>	<u>10,332</u>	<u>(77,206)</u>
Nonoperating revenues (expenses):					
Interest on investments	25,869	7,157	28,286	26,055	180,066
Net change in the fair value of investments					
Gain (loss) on retirement of capital assets		(922)	(11,029)	61,379	
Total nonoperating revenues (expenses)	<u>25,869</u>	<u>6,235</u>	<u>17,257</u>	<u>87,434</u>	<u>180,066</u>
Income (loss) before transfers	177,623	(42,290)	269,179	97,766	102,860
Transfers in (out):					
Ottawa County Building Authority - Debt Service			(150,000)		
Ottawa County Building Authority - Capital Projects					
Total transfers			<u>(150,000)</u>		
Change in net assets	177,623	(42,290)	119,179	97,766	102,860
Total net assets, beginning of year	2,446,731	731,485	3,022,401	4,538,679	3,661,613
Total net assets, end of year	<u>\$2,624,354</u>	<u>\$689,195</u>	<u>\$3,141,580</u>	<u>\$4,636,445</u>	<u>\$3,764,473</u>

**COUNTY OF OTTAWA**

**INTERNAL SERVICE FUNDS  
COMBINING STATEMENT OF CASH FLOWS**

For the Year Ended December 31, 2009

(with comparative totals for the year ended December 31, 2008)

	Information Technology (6360)	Duplicating (6450)	Tele- communications (6550)	Equipment Pool (6641)	Protected Self-Funded Insurance Programs (6770)
Cash flows from operating activities:					
Cash received from interfund services provided	\$2,816,149	\$70,429	\$662,115	\$1,247,288	\$190,778
Cash payments to suppliers for goods and services	(1,273,622)	(89,759)	(205,236)	(28,921)	(69,909)
Cash payments for self-funded insurance claims					(102,157)
Cash payments to employees for services	(1,565,289)	(11,128)	(119,746)	(35,609)	(163,493)
Net cash provided by (used for) operating activities	<u>(22,762)</u>	<u>(30,458)</u>	<u>337,133</u>	<u>1,182,758</u>	<u>(144,781)</u>
Cash flows from noncapital financing activities:					
Transfers in from other funds					119,933
Transfers out to other funds			(150,000)		
Net cash provided by (used for) noncapital financing activities			<u>(150,000)</u>		<u>119,933</u>
Cash flows from capital and related financing activities:					
Acquisition of capital assets		(17,239)		(857,697)	
Payment on capital lease				(35,413)	
Proceeds from sale of equipment				81,387	
Net cash provided by (used for) capital and related financing activities		<u>(17,239)</u>		<u>(811,723)</u>	
Cash flows from investing activities:					
Purchase of investments					
Interest on investments	95,327	28,937	195,159	147,134	24,848
Proceeds on sale of investments					
Net cash provided by (used for) investing activities	<u>95,327</u>	<u>28,937</u>	<u>195,159</u>	<u>147,134</u>	<u>24,848</u>
Net increase (decrease) in cash and pooled investments	72,565	(18,760)	382,292	518,169	
Cash and pooled investments, beginning of year	<u>2,275,125</u>	<u>646,812</u>	<u>2,287,434</u>	<u>2,255,973</u>	
Cash and pooled investments, end of year	<u><u>\$2,347,690</u></u>	<u><u>\$628,052</u></u>	<u><u>\$2,669,726</u></u>	<u><u>\$2,774,142</u></u>	<u>None</u>

**COUNTY OF OTTAWA**

**INTERNAL SERVICE FUNDS  
COMBINING STATEMENT OF CASH FLOWS**

For the Year Ended December 31, 2009  
(with comparative totals for the year ended December 31, 2008)

	Information Technology <u>(6360)</u>	Duplicating <u>(6450)</u>	Tele- communications <u>(6550)</u>	Equipment Pool <u>(6641)</u>	Protected Self-Funded Insurance Programs <u>(6770)</u>
Reconciliation of operating income (loss) to net cash provided by (used for) operating activities:					
Operating income (loss)	\$151,754	(\$48,525)	\$251,922	\$10,332	(\$77,206)
Adjustments to reconcile operating income (loss) to net cash provided by (used for) operating activities:					
Depreciation		19,307	120,511	1,172,426	
Change in assets and liabilities not affecting cash provided by (used for) operating activities:					
(Increase) decrease in receivables	(1,428)		2,838		
(Increase) decrease in due from other governmental units					
(Increase) decrease in inventory	(3,241)				
(Increase) decrease in prepaid expenses	(128,582)		21,752		
Increase (decrease) in unpaid claims liability					
Increase (decrease) in unearned revenue			(45,833)		
Increase (decrease) in accounts payable	(41,265)	(1,240)	(14,057)		(67,575)
Increase (decrease) in due to other governmental units					
Increase (decrease) in due to other funds					
Net cash provided by (used for) operating activities	<u>(\$22,762)</u>	<u>(\$30,458)</u>	<u>\$337,133</u>	<u>\$1,182,758</u>	<u>(\$144,781)</u>

Ottawa County, Michigan  
Internal Service Fund Summary  
Based on the Year Ended December 31, 2008

	<b>Information Technology (6360)</b>	<b>Duplicating (6450)</b>	<b>Tele- communications (6550)</b>	<b>Equipment Pool (6641)</b>	<b>Protected Self-Funded Prog-WC Liab (6770)</b>
<b>Income Statement:</b>					
Operating Revenues	19,385,823	115,034	706,703	1,295,978	411,859
Operating Expenses	(16,596,235)	(123,694)	(327,504)	(65,187)	(137,643)
Depreciation	(1,311,736)	(22,448)	(117,997)	(1,171,291)	-
Total Expenses	<u>(17,907,971)</u>	<u>(146,142)</u>	<u>(445,501)</u>	<u>(1,236,478)</u>	<u>(137,643)</u>
Net Profit/(Loss)	1,477,852	(31,108)	261,202	59,500	274,216
Non Operating Revenue/(Exp)	(2,098,757)	28,937	195,159	175,917	191,649
Operating Transfers In/(Out)	<u>(4,400,000)</u>	-	<u>(2,750,000)</u>	<u>(1,500,000)</u>	-
Net Increase/(Decrease)	(5,020,905)	(2,171)	(2,293,639)	(1,264,583)	465,865
Beginning R/E per CAFR	33,348,990	733,656	5,316,040	5,803,262	3,195,748
Ending R/E per CAFR	<u>28,328,085</u>	<u>731,485</u>	<u>3,022,401</u>	<u>4,538,679</u>	<u>3,661,613</u>
<b>Working Capital:</b>					
Current Assets	37,657,717	675,749	2,521,420	2,403,107	4,119,071
Current Liabilities	<u>12,354,785</u>	<u>1,547</u>	<u>164,795</u>	<u>166,522</u>	<u>457,458</u>
Working Capital Reserve	25,302,932	674,202	2,356,625	2,236,585	3,661,613
<b>A-87 Adjustments:</b>					
	(18,198,207)	(699,473)	(2,795,889)	(4,398,996)	(3,638,431)
A-87 Adjusted WCR	<u>7,104,725</u>	<u>(25,271)</u>	<u>(439,264)</u>	<u>(2,162,411)</u>	<u>23,182</u>
Available months of WCR	(6.1)	(2.5)	(16.1)	(398.1)	2.0

Ottawa County, Michigan  
Internal Service Fund Summary  
Based on the Year Ended December 31, 2008

	Protected Self-Funded Htl/Dental/Visn (6771)	Protected Self-Funded Unemp Ins (6772)	Long-Term Disability (6775)	Insurance Authority (6780)	Self-Funded Insurance Mental H. (6782)
<b>Income Statement:</b>					
Operating Revenues	12,202,701	153,419	158,699	1,753,707	-
Operating Expenses	(11,485,636)	(230,840)	(168,587)	(1,187,006)	(348,646)
Depreciation	-	-	-	-	-
Total Expenses	<u>(11,485,636)</u>	<u>(230,840)</u>	<u>(168,587)</u>	<u>(1,187,006)</u>	<u>(348,646)</u>
Net Profit/(Loss)	717,065	(77,421)	(9,888)	566,701	(348,646)
Non Operating Revenue/(Exp)	191,095	46,244	4,625	(3,104,267)	76,557
Operating Transfers In/(Out)	-	-	-	(150,000)	-
Net Increase/(Decrease)	908,160	(31,177)	(5,263)	(2,687,566)	(272,089)
Beginning R/E per CAFR	<u>2,342,511</u>	<u>1,038,773</u>	<u>119,590</u>	<u>10,585,353</u>	<u>1,928,884</u>
Ending R/E per CAFR	<u>3,250,671</u>	<u>1,007,596</u>	<u>114,327</u>	<u>7,897,787</u>	<u>1,656,795</u>
<b>Working Capital:</b>					
Current Assets	4,125,052	1,073,361	114,767	18,093,358	2,005,441
Current Liabilities	874,381	65,765	440	10,195,571	348,646
Working Capital Reserve	3,250,671	1,007,596	114,327	7,897,787	1,656,795
<b>A-87 Adjustments:</b>	(1,567,407)	(1,757,257)	(136,111)	(7,688,751)	(2,029,426)
A-87 Adjusted WCR	<u>1,683,264</u>	<u>(749,661)</u>	<u>(21,784)</u>	<u>209,036</u>	<u>(372,631)</u>
Available months of WCR	1.8	(39.0)	(1.6)	2.1	(12.8)

Ottawa County, Michigan  
 Internal Service Fund Summary  
 Based on the Year Ended December 31, 2008

**DENTAL**                      **VISION**                      **emp benefits**  
 (6776)                      (6777)                      (6781)

**Income Statement:**  
 Operating Revenues

Operating Expenses  
 Depreciation  
 Total Expenses

Net Profit/(Loss)

Non Operating Revenue/(Exp)

Operating Transfers In/(Out)

Net Increase/(Decrease)

Beginning R/E per CAFR

Ending R/E per CAFR

**Working Capital:**  
 Current Assets

Current Liabilities

Working Capital Reserve

**A-87 Adjustments:**

A-87 Adjusted WCR

Available months of WCR

Closed                      Closed                      Closed

# Action Request



**Committee:** Board of Commissioners  
**Meeting Date:** 9/28/2010  
**Requesting Department:** Fiscal Services  
**Submitted By:** Bob Spaman  
**Agenda Item:** IT Billing Rate Study for 2011

## SUGGESTED MOTION:

To approve the Information Technology Billing Rate Study for 2011 for implementation in the 2011 budget.

## SUMMARY OF REQUEST:

The IT Billing Study is used as the basis for the recovery of Information Technology costs from benefiting departments.

## FINANCIAL INFORMATION:

Total Cost: \$0.00      General Fund Cost: \$0.00      Included in Budget:     Yes     No

If not included in budget, recommended funding source:

## ACTION IS RELATED TO AN ACTIVITY WHICH IS:

Mandated       Non-Mandated       New Activity

## ACTION IS RELATED TO STRATEGIC PLAN:

Goal: 2: To Maintain and Enhance Communication with Citizens, Employees, and Other Stakeholders.

Objective:

- 1: Continue to improve the County website, miOttawa.
- 3: Continue to develop and implement methods of communicating with employee groups.

**ADMINISTRATION RECOMMENDATION:**     Recommended     Not Recommended     Without Recommendation

County Administrator: **Alan G. Vanderberg**

Digitally signed by Alan G. Vanderberg  
DN: cn=Alan G. Vanderberg, o=US, ou=County of Ottawa, ou=Administrator's Office, email=avanderberg@mottawa.org  
Reason: I am approving this document  
Date: 2010.09.16 12:12:51 -0400

Committee/Governing/Advisory Board Approval Date: Finance and Administration Committee 9/21/2010



**OTTAWA COUNTY,  
MICHIGAN  
MANAGEMENT  
INFORMATION SYSTEMS  
BUDGET 2011**

Based on Budgeted Costs  
For The Year Ended  
December 31, 2011

**MAXIMUS<sup>®</sup>**  
*HELPING GOVERNMENT SERVE THE PEOPLE<sup>®</sup>*

3941 Traxler Court, Suite 300  
Bay City, Michigan 48706  
(989) 684-4111  
(989) 684-6062 FAX

**Ottawa County, Michigan**  
**Indirect Cost Allocation Plan - Section 2 Cost**  
**Based on the Budget Year Ending December 31, 2011**  
**Table of Contents**

	Summary	Page #
<b>Summary Data</b>		
Schedule A - Allocated Costs By Department.....	A	1
Schedule B - Fixed Costs Proposed.....	B	7
Schedule C - Summary Of Allocated Costs.....	C	9
Schedule D - Detail Of Allocated Costs.....	D	11
Schedule E - Summary Of Allocation Basis.....	E	13
<b>636 MGMT INFO SVCS</b>		
Narrative.....	<b>Detail</b>	<b>Page #</b>
Schedule .2 - Detail Costs To Be Allocated.....	1.1	14
Schedule .3 - Costs To Be Allocated By Activity.....	1.2	15
Schedule .4 - Detail Activity Allocations-NS TECH/INFRAST.....	1.3	16
Schedule .4 - Detail Activity Allocations-NS TECH/INFRAST.....	1.4.1	20
Schedule .4 - Detail Activity Allocations-NS APPL/DATA.....	1.4.2	22
Schedule .4 - Detail Activity Allocations-A&D EXC PH/MH.....	1.4.3	24
Schedule .4 - Detail Activity Allocations-A&D PH/MH.....	1.4.4	26
Schedule .4 - Detail Activity Allocations-USER SERVICES.....	1.4.5	27
Schedule .4 - Detail Activity Allocations-IMAGING.....	1.4.6	29
Schedule .5 - Allocation Summary.....	1.5	30



**Ottawa County, Michigan**  
**Indirect Cost Allocation Plan - Section 2 Cost**  
**Based on the Budget Year Ending December 31, 2011**  
**Allocated Costs By Department**

Central Service Departments	1010-1010 BOC	1010-1310 CIRCUIT CT	1010-1360 DIST COURT	1010-1480 PROBATE CT	1010-1490 FAM JUVEN	1010-1520 ADULT	1010-1910 ELECTIONS
						PROB	
636 MGMT INFO SVCS	31,207	120,657	318,617	51,497	45,794	8,862	5,791
Total Allocated	31,207	120,657	318,617	51,497	45,794	8,862	5,791
Roll Forward	0	0	0	0	0	0	0
Cost With Roll Forward	31,207	120,657	318,617	51,497	45,794	8,862	5,791
Adjustments	0	0	0	0	0	0	0
Proposed Costs	31,207	120,657	318,617	51,497	45,794	8,862	5,791



**Ottawa County, Michigan**  
**Indirect Cost Allocation Plan - Section 2 Cost**  
**Based on the Budget Year Ending December 31, 2011**  
**Allocated Costs By Department**

Central Service Departments	1010-2010 FISCAL SVCS	1010-2100 CORP COUNSL	1010-2150 CLERK	1010-2230 ADMINISTR	1010-2250 EQUALIZTN	1010-2260 HUMAN RES	1010-2290 PROS ATTY
636 MGMT INFO SVCS	50,197	7,590	127,088	11,236	55,844	34,906	173,160
Total Allocated	50,197	7,590	127,088	11,236	55,844	34,906	173,160
Roll Forward	0	0	0	0	0	0	0
Cost With Roll Forward	50,197	7,590	127,088	11,236	55,844	34,906	173,160
Adjustments	0	0	0	0	0	0	0
Proposed Costs	50,197	7,590	127,088	11,236	55,844	34,906	173,160



**Ottawa County, Michigan**  
**Indirect Cost Allocation Plan - Section 2 Cost**  
**Based on the Budget Year Ending December 31, 2011**  
**Allocated Costs By Department**

Central Service Departments	1010-2360 REG DEEDS	1010-2530 TREASURER	1010-2570 COOP EXT	1010-2590 GIS	1010-2667 BLDG & GRN	1010-2750 DRAIN COMM	1010-3020 SHERIFF
636 MGMT INFO SVCS	55,662	43,676	21,189	33,089	23,542	28,130	253,711
Total Allocated	55,662	43,676	21,189	33,089	23,542	28,130	253,711
Roll Forward	0	0	0	0	0	0	0
Cost With Roll Forward	55,662	43,676	21,189	33,089	23,542	28,130	253,711
Adjustments	0	0	0	0	0	0	0
Proposed Costs	55,662	43,676	21,189	33,089	23,542	28,130	253,711



**Ottawa County, Michigan**  
**Indirect Cost Allocation Plan - Section 2 Cost**  
**Based on the Budget Year Ending December 31, 2011**  
**Allocated Costs By Department**

Central Service Departments	1010-3510 JAIL	1010-4260 EMERG SVCS	1010-7211 PLANG/GRAN	2081-7510 PARKS	2160-1410 FOC DP	2210-6010 HEALTH2220-6495 MENTAL HTL
636 MGMT INFO SVCS	146,490	33,547	35,874	44,327	149,211	209,651
Total Allocated	146,490	33,547	35,874	44,327	149,211	209,651
Roll Forward	0	0	0	0	0	0
Cost With Roll Forward	146,490	33,547	35,874	44,327	149,211	209,651
Adjustments	0	0	0	0	0	0
Proposed Costs	146,490	33,547	35,874	44,327	149,211	209,651



**Ottawa County, Michigan**  
**Indirect Cost Allocation Plan - Section 2 Cost**  
**Based on the Budget Year Ending December 31, 2011**  
**Allocated Costs By Department**

Central Service Departments	2272-5250 LANDFILL	2740-7430 MI WORKS	2850-1520 COM CORR	2920-6620 CCF	2920-6622 CCF	2920-6623 CCF	2920-6624 CCF
636 MGMT INFO SVCS	10,043	70,051	41,781	75,651	10,012	40,835	57,762
Total Allocated	10,043	70,051	41,781	75,651	10,012	40,835	57,762
Roll Forward	0	0	0	0	0	0	0
Cost With Roll Forward	10,043	70,051	41,781	75,651	10,012	40,835	57,762
Adjustments	0	0	0	0	0	0	0
Proposed Costs	10,043	70,051	41,781	75,651	10,012	40,835	57,762



**Ottawa County, Michigan**  
**Indirect Cost Allocation Plan - Section 2 Cost**  
**Based on the Budget Year Ending December 31, 2011**  
**Allocated Costs By Department**

Central Service Departments	6550-2890 TELECOMM6770-8690 PSF INSURN	OTHER	SubTotal	Direct Billed	Unallocated	Total
636 MGMT INFO SVCS	5,382	0	2,903,037	281,057	0	3,184,094
Total Allocated	5,382	0	2,903,037	281,057	0	3,184,094
Roll Forward	0	0	0	0	0	0
Cost With Roll Forward	5,382	0	2,903,037	281,057	0	3,184,094
Adjustments	0	0	0	0	0	0
Proposed Costs	5,382	0	2,903,037	281,057	0	3,184,094





Fixed Costs Proposed

* Group Receiving Departments	Final Costs Fiscal 2011	Fixed Costs Fiscal 2011	Roll Forward Differences	Actual Costs w/ Roll Fwd	Adjustments	Proposed Costs Future Period
1010-1010 BOC	31,207	0	0	31,207	0	31,207
1010-1310 CIRCUIT CT	120,657	0	0	120,657	0	120,657
1010-1360 DIST COURT	318,617	0	0	318,617	0	318,617
1010-1480 PROBATE CT	51,497	0	0	51,497	0	51,497
1010-1490 FAM JUVEN	45,794	0	0	45,794	0	45,794
1010-1520 ADULT PROB	8,862	0	0	8,862	0	8,862
1010-1910 ELECTIONS	5,791	0	0	5,791	0	5,791
1010-2010 FISCAL SVCS	50,197	0	0	50,197	0	50,197
1010-2100 CORP COUNSL	7,590	0	0	7,590	0	7,590
1010-2150 CLERK	127,088	0	0	127,088	0	127,088
1010-2230 ADMINISTR	11,236	0	0	11,236	0	11,236
1010-2250 EQUALIZTN	55,844	0	0	55,844	0	55,844
1010-2260 HUMAN RES	34,906	0	0	34,906	0	34,906
1010-2290 PROS ATTY	173,160	0	0	173,160	0	173,160
1010-2360 REG DEEDS	55,662	0	0	55,662	0	55,662
1010-2530 TREASURER	43,676	0	0	43,676	0	43,676
1010-2570 COOP EXT	21,189	0	0	21,189	0	21,189
1010-2590 GIS	33,089	0	0	33,089	0	33,089
1010-2667 BLDG & GRN	23,542	0	0	23,542	0	23,542
1010-2750 DRAIN COMM	28,130	0	0	28,130	0	28,130
1010-3020 SHERIFF	253,711	0	0	253,711	0	253,711
1010-3510 JAIL	146,490	0	0	146,490	0	146,490
1010-4260 EMERG SVCS	33,547	0	0	33,547	0	33,547
1010-7211 PLANG/GRAN	35,874	0	0	35,874	0	35,874
2081-7510 PARKS	44,327	0	0	44,327	0	44,327
2160-1410 FOC DP	149,211	0	0	149,211	0	149,211
2210-6010 HEALTH	209,651	0	0	209,651	0	209,651
2220-6495 MENTAL HTL	467,408	0	0	467,408	0	467,408
2272-5250 LANDFILL	10,043	0	0	10,043	0	10,043
2740-7430 MI WORKSI	70,051	0	0	70,051	0	70,051
2850-1520 COM CORR	41,781	0	0	41,781	0	41,781
2920-6620 CCF	75,651	0	0	75,651	0	75,651
2920-6622 CCF	10,012	0	0	10,012	0	10,012
2920-6623 CCF	40,835	0	0	40,835	0	40,835



**Ottawa County, Michigan**  
**Indirect Cost Allocation Plan - Section 2 Cost**  
**Based on the Budget Year Ending December 31, 2011**  
**Fixed Costs Proposed**

* Group Receiving Departments	Final Costs Fiscal 2011	Fixed Costs Fiscal 2011	Roll Forward Differences	Actual Costs w/ Roll Fwd	Adjustments	Proposed Costs Future Period
2920-6624 CCF	57,762	0	0	57,762	0	57,762
6550-2890 TELECOMM	5,382	0	0	5,382	0	5,382
6770-8690 PSF INSURN	3,567	0	0	3,567	0	3,567
OTHER	0	0	0	0	0	0
<b>SubTotal</b>	<b>2,903,037</b>	<b>0</b>	<b>0</b>	<b>2,903,037</b>	<b>0</b>	<b>2,903,037</b>
Direct Billed	281,057					281,057
Unallocated	0					0
<b>Total</b>	<b>3,184,094</b>					<b>3,184,094</b>



**Ottawa County, Michigan**  
**Indirect Cost Allocation Plan - Section 2 Cost**  
**Based on the Budget Year Ending December 31, 2011**  
**Summary Of Allocated Costs**

Department	Total Expenditures	Cost Adjustments	Total Allocated
636 MGMT INFO SVCS	2,982,325	201,769	
1010-1010 BOC			31,207
1010-1310 CIRCUIT CT			120,657
1010-1360 DIST COURT			318,617
1010-1480 PROBATE CT			51,497
1010-1490 FAM JUVEN			45,794
1010-1520 ADULT PROB			8,862
1010-1910 ELECTIONS			5,791
1010-2010 FISCAL SVCS			50,197
1010-2100 CORP COUNSL			7,590
1010-2150 CLERK			127,088
1010-2230 ADMINISTR			11,236
1010-2250 EQUALIZTN			55,844
1010-2260 HUMAN RES			34,906
1010-2290 PROS ATTY			173,160
1010-2360 REG DEEDS			55,662
1010-2530 TREASURER			43,676
1010-2570 COOP EXT			21,189
1010-2590 GIS			33,089
1010-2667 BLDG & GRN			23,542
1010-2750 DRAIN COMM			28,130
1010-3020 SHERIFF			253,711
1010-3510 JAIL			146,490
1010-4260 EMERG SVCS			33,547
1010-7211 PLANG/GRAN			35,874
2081-7510 PARKS			44,327
2160-1410 FOC DP			149,211
2210-6010 HEALTH			209,651
2220-6495 MENTAL HTL			467,408
2272-5250 LANDFILL			10,043
2740-7430 MI WORKS!			70,051
2850-1520 COM CORR			41,781
2920-6620 CCF			75,651
2920-6622 CCF			10,012
2920-6623 CCF			40,835
2920-6624 CCF			57,762



**Ottawa County, Michigan**  
**Indirect Cost Allocation Plan - Section 2 Cost**  
**Based on the Budget Year Ending December 31, 2011**

**Summary Of Allocated Costs**

Department	Total Expenditures	Cost Adjustments	Total Allocated	Deviation
6550-2890 TELECOMM			5,382	
6770-8690 PSF INSURN			3,567	
OTHER			0	
Direct Billed Total			281,057	
Unallocated Total			0	
<b>Totals</b>	<b>2,982,325</b>	<b>201,769</b>	<b>3,184,094</b>	<b>0</b>



**Ottawa County, Michigan**  
**Indirect Cost Allocation Plan - Section 2 Cost**  
**Based on the Budget Year Ending December 31, 2011**  
**Detail Of Allocated Costs**

Department	636 MGMT INFO SVCS	Total Plan Allocated
636 MGMT INFO SVCS	( 3,184,094)	0
1010-1010 BOC	31,207	31,207
1010-1310 CIRCUIT CT	120,657	120,657
1010-1360 DIST COURT	318,617	318,617
1010-1480 PROBATE CT	51,497	51,497
1010-1490 FAM JUVEN	45,794	45,794
1010-1520 ADULT PROB	8,862	8,862
1010-1910 ELECTIONS	5,791	5,791
1010-2010 FISCAL SVCS	50,197	50,197
1010-2100 CORP COUNSL	7,590	7,590
1010-2150 CLERK	127,088	127,088
1010-2230 ADMINISTR	11,236	11,236
1010-2250 EQUALIZTN	55,844	55,844
1010-2260 HUMAN RES	34,906	34,906
1010-2290 PROS ATTY	173,160	173,160
1010-2360 REG DEEDS	55,662	55,662
1010-2530 TREASURER	43,676	43,676
1010-2570 COOP EXT	21,189	21,189
1010-2590 GIS	33,089	33,089
1010-2667 BLDG & GRN	23,542	23,542
1010-2750 DRAIN COMM	28,130	28,130
1010-3020 SHERIFF	253,711	253,711
1010-3510 JAIL	146,490	146,490
1010-4260 EMERG SVCS	33,547	33,547
1010-7211 PLANG/GRAN	35,874	35,874
2081-7510 PARKS	44,327	44,327
2160-1410 FOC DP	149,211	149,211
2210-6010 HEALTH	209,651	209,651
2220-6495 MENTAL HTL	467,408	467,408
2272-5250 LANDFILL	10,043	10,043
2740-7430 MI WORKS!	70,051	70,051
2850-1920 COM CORR	41,781	41,781
2920-6620 CCF	75,651	75,651
2920-6622 CCF	10,012	10,012
2920-6623 CCF	40,835	40,835

All Monetary Values Are \$ Dollars  
 MAXCars © 2010 MAXIMUS, INC.  
 Report Output Prepared By Agency



**Ottawa County, Michigan**  
**Indirect Cost Allocation Plan - Section 2 Cost**  
**Based on the Budget Year Ending December 31, 2011**  
**Detail Of Allocated Costs**

Department	636 MGMT INFO SVCS	1,5	Total Plan Allocated
2920-6624 CCF	57,762		57,762
6550-2890 TELECOMM	5,382		5,382
6770-8690 PSF INSURN	3,567		3,567
OTHER	0		0
Direct Billings	281,057		281,057
Unallocated	0		0
<b>Total</b>	<b>0</b>		<b>3,184,094</b>



**Ottawa County, Michigan**  
**Indirect Cost Allocation Plan - Section 2 Cost**  
**Based on the Budget Year Ending December 31, 2011**  
**Schedule E - Summary of Allocation Basis**

Department	Allocation Basis:	Allocation Source:
636 MGMT INFO SVCS		
1.4.1 NS TECH/INFRAST	NUMBER OF DEVICES BY DEPARTMENT	MIS
1.4.2 NS APPL/DATA	NUMBER OF DEVICES BY DEPARTMENT	MIS
1.4.3 A&D EXC PH/MIH	NUMBER OF DEVICES BY DEPARTMENT	MIS
1.4.4 A&D PH/MIH	DOLLAR AMOUNT PAID DIRECTLY FOR PROGRAMMER/ANALYST	MIS
1.4.5 USER SERVICES	NUMBER OF FTES BY BENEFITING DEPT	PERSONNEL
1.4.6 IMAGING	IDENTIFIED IMAGING COSTS BY DEPARTMENT	ISS



**OTTAWA COUNTY, MICHIGAN  
MANAGEMENT INFORMATION SERVICES  
NATURE AND EXTENT OF SERVICES**

The Management Information Services Department provides several County departments with data processing services so that departments may more adequately and economically provide their public service functions. The services provided by the division help the user departments increase the volume of data they can easily maintain, improve the accuracy of data, and increase the speed that data can be manipulated.

**Network Services Technician/Infrastructure** – A portion of the cost of the general network services has been allocated based on the number of devices by benefiting department. This cost includes research and development, software support, help desk, lotus notes, and internet.

**Network Services Applications/Data (A&D)** – costs associated with other services have been allocated to the benefiting departments based on the number of devices by department, except for the Health and Mental Health departments, which pay for these services directly. The amounts budgeted to be paid for these services by the Health and Mental Health department have been identified, and a direct billing credit has been given (Schedule 1.4.4)

**User Services** – A portion of the general network services has been allocated in this schedule based on the number of fte's by benefiting department. This includes services such as personal computer support and training.

**Imaging** – the cost of imaging has been allocated to the user departments based on direct imaging costs identified by department. The cost allocated includes wages and fringe benefits, as well the direct costs identifiable by department.

**Departmental Equipment Maintenance** – costs budgeted that benefit only specific departments have been distributed directly to the benefiting department within this function, based on the budgeted maintenance expense.

Compensation for this service is allowable under 2 CFR Part 225, formerly OMB A-87, Attachment B, Paragraph B, 11.



**OTTAWA COUNTY, MICHIGAN  
MANAGEMENT INFORMATION SERVICES  
NATURE AND EXTENT OF SERVICES**

11a - "Grantees may be compensated for the use of buildings, capital improvements, and equipment through the use allowance or depreciation.

This department receives allocations from other service departments. The allocations received are, in turn, reallocated to recipient departments according to the initial distribution established for this service department. This procedure provides for an appropriate allocation of all service department charges.

All applicable credits for direct-billed charges are accounted for in the initial allocation.

**Ottawa County, Michigan**  
**Indirect Cost Allocation Plan - Section 2 Cost**  
**Based on the Budget Year Ending December 31, 2011**  
**Schedule .2 - Costs To Be Allocated**  
**For Department 636 MGMT INFO SVCS**

	1st Allocation	2nd Allocation	Sub-Total	Total
Expenditures Per Financial Statement:				
W&F PD BY PH/MH	2,982,325			2,982,325
Total Deductions:	281,057			281,057
Total Allocated Additions:			0	0
6080.0050 PROP SYST	( 500)			
6080.0060 e-COMM	( 46,000)			
6650 INT INVESTMENT	( 32,788)			
Total Departmental Cost Adjustments:	( 79,288)			( 79,288)
Total To Be Allocated:	3,184,094	0		3,184,094



**Ottawa County, Michigan**  
**Indirect Cost Allocation Plan - Section 2 Cost**  
**Based on the Budget Year Ending December 31, 2011**  
**Schedule .3 - Costs Allocated By Activity**  
**For Department 636 MGMT INFO SVCS**

	Total	General & Admin	NS TECH/INFRAST	NS APPL/DATA	A&D EXC PH/MH
<b>Wages &amp; Benefits</b>					
SALARIES & WAGES	1,299,945	158,578	141,460	180,405	200,391
FRINGE BENEFITS	694,929	77,774	68,626	95,259	104,521
<b>Other Expense &amp; Cost</b>					
*W&F PD BY PH/MH	( 281,057)	( 281,057)	0	0	0
7130 VACATN PAYOFF	3,570	436	388	496	550
7270 OFFICE SUPPLIE	7,300	891	794	1,013	1,126
7280 PRINTG/BINDING	1,318	161	143	183	203
7300 POSTAGE	3,399	415	370	472	524
7390 OPERATNL SUPPL	60,456	0	60,456	0	0
8010 CONSULTANTS	170,000	0	170,000	0	0
8080 SERVICE CONTRT	403,953	0	403,953	0	0
8010 BANK SVC CHGS	18,000	0	18,000	0	0
8300 MEMBERSHIPS	420	420	0	0	0
8310 ADMIN EXPENSE	123,640	15,084	13,452	17,161	19,065
8500 TELEPHONE	15,000	1,830	1,632	2,082	2,313
8600 TRAVEL-MILEAGE	8,600	1,049	936	1,194	1,326
8610 CONFERENCES	31,820	3,882	3,462	4,417	4,907
9100 INSURANCE BONDS	17,820	2,174	1,939	2,473	2,748
9320 COMPUTR EQ MTC	51,016	0	51,016	0	0
9350 SOFTWARE MTCE	294,929	0	0	169,407	0
9400 EQUIPMT RENTAL	57,267	0	57,267	0	0
<b>Departmental Totals</b>					
Total Expenditures	2,982,325	( 18,363)	993,894	474,562	337,674
Deductions					
Total Deductions	281,057	281,057	0	0	0
<b>Cost Adjustments</b>					
6080.0050 PROP SYST	( 500)	0	( 500)	0	0
6080.0060 e-COMM	( 46,000)	0	( 46,000)	0	0
6650 INT INVESTMENT	( 32,788)	0	( 32,788)	0	0



**Ottawa County, Michigan**  
**Indirect Cost Allocation Plan - Section 2 Cost**  
**Based on the Budget Year Ending December 31, 2011**  
**Schedule .3 - Costs Allocated By Activity**  
**For Department 636 MGMT INFO SVCS**

	Total	General & Admin	NS TECH/INFRAST	NS APPL/DATA	A&D EXC PH/MH
Functional Cost	3,184,094	262,694	914,606	474,562	337,674
Allocation Step 1					
Reallocate Admin Costs		( 262,694)	32,548	41,532	46,129
1st Allocation	3,184,094	0	947,154	516,094	383,803
Allocation Step 2					
2nd Allocation	0	0	0	0	0
Total For 636000 636 MGMT	3,184,094	0	947,154	516,094	383,803
Total Allocated					



**Ottawa County, Michigan**  
**Indirect Cost Allocation Plan - Section 2 Cost**  
**Based on the Budget Year Ending December 31, 2011**  
**Schedule .3 - Costs Allocated By Activity**  
**For Department 636 MGMT INFO SVCS**

	A&D PH/MIH	USER SERVICES	IMAGING
<b>Wages &amp; Benefits</b>			
SALARIES & WAGES	132,704	413,687	72,720
FRINGE BENEFITS	67,760	245,938	35,051
<b>Other Expense &amp; Cost</b>			
*W&F PD BY PH/MIH	0	0	0
7130 VACATN PAYOFF	364	1,136	200
7270 OFFICE SUPPLIE	745	2,323	408
7280 PRINTG/BINDING	135	419	74
7300 POSTAGE	347	1,081	190
7390 OPERATNL SUPPL	0	0	0
8010 CONSULTANTS	0	0	0
8080 SERVICE CONTRT	0	0	0
8010 BANK SVC CHGS	0	0	0
8300 MEMBERSHIPS	0	0	0
8310 ADMIN EXPENSE	12,624	39,343	6,911
8500 TELEPHONE	1,532	4,772	839
8600 TRAVEL-MILEAGE	878	2,736	481
8610 CONFERENCES	3,249	10,124	1,779
9100 INSURANCE BONDS	1,819	5,671	996
9320 COMPUTR EQ MTC	0	0	0
9350 SOFTWARE MTCE	0	0	125,522
9400 EQUIPMT RENTAL	0	0	0
<b>Departmental Totals</b>	<b>222,157</b>	<b>727,230</b>	<b>245,171</b>
<b>Total Expenditures</b>			
Deductions			
Total Deductions	0	0	0
<b>Cost Adjustments</b>			
6080.0050 PROP SYST	0	0	0
6080.0060 e-COMM	0	0	0
6650 INT INVESTMENT	0	0	0



**Ottawa County, Michigan**  
**Indirect Cost Allocation Plan - Section 2 Cost**  
**Based on the Budget Year Ending December 31, 2011**  
**Schedule .3 - Costs Allocated By Activity**  
**For Department 636 MGMT INFO SVCS**

	A&D PH/MH	USER SERVICES	IMAGING
Functional Cost	222,157	727,230	245,171
Allocation Step 1			
Reallocate Admin Costs	30,551	95,200	16,734
1st Allocation	252,708	822,430	261,905
Allocation Step 2			
2nd Allocation	0	0	0
Total For 636000 636 MGMT	252,708	822,430	261,905
Total Allocated			



**Ottawa County, Michigan**  
**Indirect Cost Allocation Plan - Section 2 Cost**  
**Based on the Budget Year Ending December 31, 2011**  
**Schedule .4 - Detail Activity Allocations**  
**For Department 636 MGMT INFO SVCS**

Receiving Department	Allocation Units	Allocation Percentage	Gross Allocation	Direct Billed	Allocation Step1	Allocation Step2	Total Allocation
Activity - NS TECH/INFRAST							
1010-1010 BOC	33.00	0.9700	9,188		9,188		9,188
1010-1310 CIRCUIT CT	83.00	2.4397	23,108		23,108		23,108
1010-1360 DIST COURT	330.00	9.7002	91,876		91,876		91,876
1010-1480 PROBATE CT	56.00	1.6461	15,591		15,591		15,591
1010-1490 FAM JUVEN	56.00	1.6461	15,591		15,591		15,591
1010-1520 ADULT PROB	15.00	0.4409	4,176		4,176		4,176
1010-1910 ELECTIONS	8.00	0.2352	2,227		2,227		2,227
1010-2010 FISCAL SVCS	61.00	1.7931	16,983		16,983		16,983
1010-2100 CORP COUNSL	10.00	0.2939	2,784		2,784		2,784
1010-2150 CLERK	184.00	4.8207	45,659		45,659		45,659
1010-2230 ADMINISTR	13.00	0.3821	3,619		3,619		3,619
1010-2250 EQUALIZTN	72.00	2.1164	20,046		20,046		20,046
1010-2260 HUMAN RES	47.00	1.3815	13,085		13,085		13,085
1010-2290 PROS ATTY	162.00	4.7619	45,103		45,103		45,103
1010-2360 REG DEEDS	78.00	2.2928	21,716		21,716		21,716
1010-2530 TREASURER	56.00	1.6461	15,591		15,591		15,591
1010-2570 COOP EXT	31.00	0.9112	8,631		8,631		8,631
1010-2590 GIS	47.00	1.3815	13,085		13,085		13,085
1010-2667 BLDG & GRN	33.00	0.9700	9,188		9,188		9,188
1010-2750 DRAIN COMM	35.00	1.0288	9,744		9,744		9,744
1010-3020 SHERIFF	276.00	8.1129	76,841		76,841		76,841
1010-3510 JAIL	111.00	3.2628	30,904		30,904		30,904
1010-4260 EMERG SVCS	53.00	1.5579	14,756		14,756		14,756
1010-7211 PLANG/GRAN	50.00	1.4697	13,921		13,921		13,921
2081-7510 PARKS	48.00	1.4109	13,364		13,364		13,364
2160-1410 FOC DP	131.00	3.8507	36,472		36,472		36,472
2210-6010 HEALTH	404.00	11.8754	112,478		112,478		112,478
2220-6495 MENTAL HTL	609.00	17.9013	169,551		169,551		169,551
2272-5250 LANDFILL	17.00	0.4997	4,733		4,733		4,733
2740-7430 MI WORKS!	71.00	2.0870	19,767		19,767		19,767



**Ottawa County, Michigan**  
**Indirect Cost Allocation Plan - Section 2 Cost**  
**Based on the Budget Year Ending December 31, 2011**  
**Schedule 4 - Detail Activity Allocations**  
**For Department 636 MGMT INFO SVCS**

Receiving Department	Allocation Units	Allocation Percentage	Gross Allocation	Direct Billed	Allocation Step1	Allocation Step2	Total Allocation
Activity - NS TECH/INFRAST							
2850-1520 COM CORR	56.00	1.6461	15,591		15,591		15,591
2920-6620 CCF	56.00	1.6461	15,591		15,591		15,591
2920-6622 CCF	11.00	0.3233	3,063		3,063		3,063
2920-6623 CCF	46.00	1.3521	12,807		12,807		12,807
2920-6624 CCF	62.00	1.8225	17,261		17,261		17,261
6550-2890 TELECOMM	7.00	0.2058	1,949		1,949		1,949
6770-8690 PSF INSURN	4.00	0.1176	1,114		1,114		1,114
SubTotal	3,402.00	100.0000	947,154		947,154		947,154
TOTAL	3,402.00	100.0000	947,154		947,154		947,154

Allocation Basis: NUMBER OF DEVICES BY DEPARTMENT

Allocation Source: MIS



**Ottawa County, Michigan**  
**Indirect Cost Allocation Plan - Section 2 Cost**  
**Based on the Budget Year Ending December 31, 2011**  
**Schedule .4 - Detail Activity Allocations**  
**For Department 636 MGMT INFO SVCS**

Receiving Department	Activity - NS APPL/DATA	Allocation Units	Allocation Percentage	Gross Allocation	Direct Billed	Allocation Step1	Allocation Step2	Total Allocation
1010-1010 BOC		33.00	0.9700	5,006		5,006		5,006
1010-1310 CIRCUIT CT		83.00	2.4397	12,591		12,591		12,591
1010-1360 DIST COURT		330.00	9.7002	50,062		50,062		50,062
1010-1480 PROBATE CT		56.00	1.6461	8,495		8,495		8,495
1010-1490 FAM JUVEN		56.00	1.6461	8,495		8,495		8,495
1010-1620 ADULT PROB		15.00	0.4409	2,276		2,276		2,276
1010-1910 ELECTIONS		8.00	0.2352	1,214		1,214		1,214
1010-2010 FISCAL SVCS		61.00	1.7931	9,254		9,254		9,254
1010-2100 CORP COUNSL		10.00	0.2939	1,517		1,517		1,517
1010-2150 CLERK		164.00	4.8207	24,879		24,879		24,879
1010-2230 ADMINISTR		13.00	0.3821	1,972		1,972		1,972
1010-2250 EQUALIZTN		72.00	2.1164	10,923		10,923		10,923
1010-2260 HUMAN RES		47.00	1.3815	7,130		7,130		7,130
1010-2290 PROS ATTY		162.00	4.7619	24,576		24,576		24,576
1010-2360 REG DEEDS		78.00	2.2928	11,833		11,833		11,833
1010-2530 TREASURER		56.00	1.6461	8,495		8,495		8,495
1010-2570 COOP EXT		31.00	0.9112	4,703		4,703		4,703
1010-2590 GIS		47.00	1.3815	7,130		7,130		7,130
1010-2667 BLDG & GRN		33.00	0.9700	5,006		5,006		5,006
1010-2750 DRAIN COMM		35.00	1.0288	5,310		5,310		5,310
1010-3020 SHERIFF		276.00	8.1129	41,870		41,870		41,870
1010-3510 JAIL		111.00	3.2628	16,839		16,839		16,839
1010-4260 EMERG SVCS		53.00	1.5579	8,040		8,040		8,040
1010-7211 PLANG/GRAN		50.00	1.4697	7,585		7,585		7,585
2081-7510 PARKS		48.00	1.4109	7,282		7,282		7,282
2160-1410 FOC DP		131.00	3.8507	19,873		19,873		19,873
2210-6010 HEALTH		404.00	11.8754	61,288		61,288		61,288
2220-6495 MENTAL HTL		609.00	17.9013	92,388		92,388		92,388
2272-5250 LANDFILL		17.00	0.4997	2,579		2,579		2,579
2740-7430 MI WORKS!		71.00	2.0870	10,771		10,771		10,771

**Ottawa County, Michigan**  
**Indirect Cost Allocation Plan - Section 2 Cost**  
**Based on the Budget Year Ending December 31, 2011**  
**Schedule .4 - Detail Activity Allocations**  
**For Department 636 MGMT INFO SVCS**

Activity - NS APPL/DATA Receiving Department	Allocation Units	Allocation Percentage	Gross Allocation	Direct Billed	Allocation Step1	Allocation Step2	Total Allocation
2850-1520 COM CORR	56.00	1.6461	8,495		8,495		8,495
2920-6620 CCF	56.00	1.6461	8,495		8,495		8,495
2920-6622 CCF	11.00	0.3233	1,669		1,669		1,669
2920-6623 CCF	46.00	1.3521	6,978		6,978		6,978
2920-6624 CCF	62.00	1.8225	9,406		9,406		9,406
6550-2890 TELECOMM	7.00	0.2058	1,062		1,062		1,062
6770-8690 PSF INSURN	4.00	0.1176	607		607		607
<b>SubTotal</b>	<b>3,402.00</b>	<b>100.0000</b>	<b>516,094</b>		<b>516,094</b>		<b>516,094</b>
<b>TOTAL</b>	<b>3,402.00</b>	<b>100.0000</b>	<b>516,094</b>		<b>516,094</b>		<b>516,094</b>

Allocation Basis: NUMBER OF DEVICES BY DEPARTMENT

Allocation Source: MIS



**Ottawa County, Michigan**  
**Indirect Cost Allocation Plan - Section 2 Cost**  
**Based on the Budget Year Ending December 31, 2011**  
**Schedule 4 - Detail Activity Allocations**  
**For Department 636 MGMT INFO SVCS**

Receiving Department	Allocation Units	Allocation Percentage	Gross Allocation	Direct Billed	Allocation Step1	Allocation Step2	Total Allocation
Activity - A&D EXC PH/MH							
1010-1010 BOC	33.00	1.3813	5,302		5,302		5,302
1010-1310 CIRCUIT CT	83.00	3.4743	13,334		13,334		13,334
1010-1360 DIST COURT	330.00	13.8130	53,011		53,011		53,011
1010-1480 PROBATE CT	56.00	2.3441	8,997		8,997		8,997
1010-1490 FAM JUVEN	56.00	2.3441	8,997		8,997		8,997
1010-1520 ADULT PROB	15.00	0.6279	2,410		2,410		2,410
1010-1910 ELECTIONS	8.00	0.3349	1,285		1,285		1,285
1010-2010 FISCAL SVCS	61.00	2.5534	9,800		9,800		9,800
1010-2100 CORP COUNSL	10.00	0.4186	1,607		1,607		1,607
1010-2150 CLERK	164.00	6.8648	26,347		26,347		26,347
1010-2230 ADMINISTR	13.00	0.5442	2,089		2,089		2,089
1010-2250 EQUALIZTN	72.00	3.0138	11,567		11,567		11,567
1010-2260 HUMAN RES	47.00	1.9674	7,551		7,551		7,551
1010-2290 PROS ATTY	162.00	6.7811	26,026		26,026		26,026
1010-2360 REG DEEDS	78.00	3.2650	12,531		12,531		12,531
1010-2530 TREASURER	56.00	2.3441	8,997		8,997		8,997
1010-2570 COOP EXT	31.00	1.2976	4,980		4,980		4,980
1010-2590 GIS	47.00	1.9674	7,551		7,551		7,551
1010-2667 BLDG & GRN	33.00	1.3813	5,302		5,302		5,302
1010-2750 DRAIN COMM	35.00	1.4650	5,623		5,623		5,623
1010-3020 SHERIFF	276.00	11.5530	44,341		44,341		44,341
1010-3510 JAIL	111.00	4.6463	17,833		17,833		17,833
1010-4260 EMERG SVCS	53.00	2.2185	8,515		8,515		8,515
1010-7211 PLANG/GRAN	50.00	2.0929	8,033		8,033		8,033
2081-7510 PARKS	48.00	2.0092	7,711		7,711		7,711
2160-1410 FOC DP	131.00	5.4835	21,046		21,046		21,046
2272-5250 LANDFILL	17.00	0.7116	2,731		2,731		2,731
2740-7430 MI WORKS!	71.00	2.9720	11,406		11,406		11,406
2850-1520 COM CORR	56.00	2.3441	8,997		8,997		8,997
2920-6620 CCF	56.00	2.3441	8,997		8,997		8,997



**Ottawa County, Michigan**  
**Indirect Cost Allocation Plan - Section 2 Cost**  
**Based on the Budget Year Ending December 31, 2011**  
**Schedule .4 - Detail Activity Allocations**  
**For Department 636 MGMT INFO SVCS**

Receiving Department	Allocation Units	Allocation Percentage	Gross Allocation	Direct Billed	Allocation Step1	Allocation Step2	Total Allocation
Activity - A&D EXC PH/MIH							
2920-6622 CCF	11.00	0.4604	1,767		1,767		1,767
2920-6623 CCF	46.00	1.9255	7,390		7,390		7,390
2920-6624 CCF	62.00	2.5952	9,961		9,961		9,961
6550-2890 TELECOMM	7.00	0.2930	1,125		1,125		1,125
6770-6690 PSF INSURN	4.00	0.1674	643		643		643
SubTotal	2,389.00	100.0000	383,803		383,803		383,803
TOTAL	2,389.00	100.0000	383,803		383,803		383,803

Allocation Basis: NUMBER OF DEVICES BY DEPARTMENT

Allocation Source: MIS

**Ottawa County, Michigan**  
**Indirect Cost Allocation Plan - Section 2 Cost**  
**Based on the Budget Year Ending December 31, 2011**  
**Schedule .4 - Detail Activity Allocations**  
**For Department 636 MGMT INFO SVCS**

Activity - A&D PH/MH	Receiving Department	Allocation Units	Allocation Percentage	Gross Allocation	Direct Billed	Allocation Step1	Allocation Step2	Total Allocation
	2210-6010 HEALTH	993.68	49.5690	125,265	-89,368	25,897		25,897
	2220-6495 MENTAL HTL	1,010.96	50.4310	127,443	-101,096	26,347		26,347
	SubTotal	2,004.64	100.0000	252,708	-200,464	52,244		52,244
	Direct Billed				200,464	200,464		200,464
	TOTAL	2,004.64	100.0000	252,708		252,708		252,708

Allocation Basis: DOLLAR AMOUNT PAID DIRECTLY FOR PROGRAMMER/ANALYST

Allocation Source: MIS



All Monetary Values Are \$ Dollars  
MAXCars © 2010 MAXIMUS, INC.  
Report Output Prepared By Agency

**Ottawa County, Michigan**  
**Indirect Cost Allocation Plan - Section 2 Cost**  
**Based on the Budget Year Ending December 31, 2011**  
**Schedule 4 - Detail Activity Allocations**  
**For Department 636 MGMT INFO SVCS**

Activity - USER SERVICES	Receiving Department	Allocation Units	Allocation Percentage	Gross Allocation	Direct Billed	Allocation Step1	Allocation Step2	Total Allocation
	1010-1010 BOC	11.00	1.4240	11,711		11,711		11,711
	1010-1310 CIRCUIT CT	14.75	1.9094	15,704		15,704		15,704
	1010-1360 DIST COURT	53.82	6.9672	57,300		57,300		57,300
	1010-1480 PROBATE CT	6.00	0.7767	6,388		6,388		6,388
	1010-1490 FAM JUVEN	5.15	0.6667	5,483		5,483		5,483
	1010-1910 ELECTIONS	1.00	0.1295	1,065		1,065		1,065
	1010-2010 FISCAL SVCS	13.30	1.7217	14,160		14,160		14,160
	1010-2100 CORP COUNSL	1.58	0.2045	1,682		1,682		1,682
	1010-2150 CLERK	23.00	2.9774	24,487		24,487		24,487
	1010-2230 ADMINISTR	3.34	0.4324	3,556		3,556		3,556
	1010-2250 EQUALIZTN	12.50	1.6182	13,308		13,308		13,308
	1010-2260 HUMAN RES	4.33	0.5605	4,610		4,610		4,610
	1010-2290 PROS ATTY	26.10	3.3787	27,788		27,788		27,788
	1010-2360 REG DEEDS	9.00	1.1651	9,582		9,582		9,582
	1010-2530 TREASURER	9.95	1.2881	10,593		10,593		10,593
	1010-2570 COOP EXT	2.70	0.3495	2,875		2,875		2,875
	1010-2590 GIS	5.00	0.6473	5,323		5,323		5,323
	1010-2667 BLDG & GRN	3.80	0.4919	4,046		4,046		4,046
	1010-2750 DRAIN COMM	7.00	0.9062	7,453		7,453		7,453
	1010-3020 SHERIFF	70.95	9.1847	75,538		75,538		75,538
	1010-3510 JAIL	76.00	9.8384	80,914		80,914		80,914
	1010-4260 EMERG SVCS	2.10	0.2719	2,236		2,236		2,236
	1010-7211 PLANG/GRAN	5.95	0.7702	6,335		6,335		6,335
	2081-7510 PARKS	15.00	1.9418	15,970		15,970		15,970
	2160-1410 FOC DP	36.13	4.6771	38,466		38,466		38,466
	2210-6010 HEALTH	85.08	11.0139	90,581	-80,593	9,988		9,988
	2220-6495 MENTAL HTL	165.40	21.4115	176,095		176,095		176,095
	2740-7430 MI WORKS!	26.40	3.4176	28,107		28,107		28,107
	2850-1520 COM CORR	8.17	1.0576	8,698		8,698		8,698
	2920-6620 CCF	29.70	3.8448	31,620		31,620		31,620



**Ottawa County, Michigan**  
**Indirect Cost Allocation Plan - Section 2 Cost**  
**Based on the Budget Year Ending December 31, 2011**  
**Schedule .4 - Detail Activity Allocations**  
**For Department 636 MGMT INFO SVCS**

Activity - USER SERVICES	Receiving Department	Allocation Units	Allocation Percentage	Gross Allocation	Direct Billed	Allocation Step1	Allocation Step2	Total Allocation
	2920-6622 CCF	3.30	0.4272	3,513		3,513		3,513
	2920-6623 CCF	12.83	1.6609	13,660		13,660		13,660
	2920-6624 CCF	19.85	2.5696	21,134		21,134		21,134
	6550-2890 TELECOMM	1.17	0.1515	1,246		1,246		1,246
	6770-6690 PSF INSURN	1.13	0.1463	1,203		1,203		1,203
	SubTotal	772.48	100.0000	822,430	-80,593	741,837		741,837
	Direct Billed				80,593	80,593		80,593
	TOTAL	772.48	100.0000	822,430		822,430		822,430

Allocation Basis: NUMBER OF FTES BY BENEFITING DEPT

Allocation Source: PERSONNEL



All Monetary Values Are \$ Dollars  
MAXCars © 2010 MAXIMUS, INC.  
Report Output Prepared By Agency

**Indirect Cost Allocation Plan - Section 2 Cost**  
**Based on the Budget Year Ending December 31, 2011**  
**Schedule .4 - Detail Activity Allocations**  
**For Department 636 MGMT INFO SVCS**

Receiving Department	Allocation Units	Allocation Percentage	Gross Allocation	Direct Billed	Allocation Step1	Allocation Step2	Total Allocation
Activity - IMAGING							
1010-1310 CIRCUIT CT	31,959.00	21.3514	55,920		55,920		55,920
1010-1360 DIST COURT	37,929.00	25.3398	66,368		66,368		66,368
1010-1480 PROBATE CT	6,873.00	4.5918	12,026		12,026		12,026
1010-1490 FAM JUVEN	4,131.00	2.7599	7,228		7,228		7,228
1010-2150 CLERK	3,257.00	2.1826	5,716		5,716		5,716
1010-2260 HUMAN RES	1,446.00	0.9661	2,530		2,530		2,530
1010-2290 PROS ATTY	28,385.00	18.9637	49,667		49,667		49,667
1010-3020 SHERIFF	8,642.00	5.7736	15,121		15,121		15,121
2160-1410 FOC DP	19,082.00	12.7351	33,354		33,354		33,354
2220-6495 MENTAL HTL	1,730.00	1.1558	3,027		3,027		3,027
2920-6620 CCF	6,257.00	4.1802	10,948		10,948		10,948
SubTotal	149,681.00	100.0000	261,905		261,905		261,905
TOTAL	149,681.00	100.0000	261,905		261,905		261,905

Allocation Basis: IDENTIFIED IMAGING COSTS BY DEPARTMENT

Allocation Source: ISS





**Ottawa County, Michigan**  
**Indirect Cost Allocation Plan - Section 2 Cost**  
**Based on the Budget Year Ending December 31, 2011**  
**Schedule .5 - Allocation Summary**  
**For Department 636 MGMT INFO SVCS**

Receiving Department	Total	NS TECH/INFRAST	NS APPL/DATA	A&D EXC PH/MH	A&D PH/MH	USER SERVICES	IMAGING
1010-1010 BOC	31,207	9,188	5,006	5,302	0	11,711	0
1010-1310 CIRCUIT CT	120,657	23,108	12,591	13,334	0	15,704	55,920
1010-1360 DIST COURT	318,617	91,876	50,062	53,011	0	57,300	66,368
1010-1480 PROBATE CT	51,497	15,591	8,495	8,997	0	6,388	12,026
1010-1490 FAM JUVEN	45,794	15,591	8,495	8,997	0	5,483	7,228
1010-1520 ADULT PROB	8,862	4,176	2,276	2,410	0	0	0
1010-1910 ELECTIONS	5,791	2,227	1,214	1,285	0	1,065	0
1010-2010 FISCAL SVCS	50,197	16,983	9,254	9,800	0	14,160	0
1010-2100 CORP COUNSL	7,590	2,784	1,517	1,607	0	1,882	0
1010-2150 CLERK	127,088	45,659	24,879	26,347	0	24,487	5,716
1010-2230 ADMINISTR	11,236	3,619	1,972	2,089	0	3,556	0
1010-2250 EQUALIZTN	55,844	20,046	10,923	11,567	0	13,308	0
1010-2260 HUMAN RES	34,906	13,085	7,130	7,551	0	4,610	2,550
1010-2290 PROS ATTY	173,160	45,103	24,576	26,026	0	27,788	49,667
1010-2360 REG DEEDS	55,662	21,716	11,833	12,531	0	9,582	0
1010-2530 TREASURER	43,676	15,591	8,495	8,997	0	10,593	0
1010-2570 COOP EXT	21,189	8,631	4,703	4,980	0	2,875	0
1010-2590 GIS	33,089	13,085	7,130	7,551	0	5,323	0
1010-2667 BLDG & GRN	23,542	9,188	5,006	5,302	0	4,046	0
1010-2750 DRAIN COMM	28,130	9,744	5,310	5,623	0	7,453	0
1010-3020 SHERIFF	253,711	76,841	41,870	44,341	0	75,538	15,121
1010-3510 JAIL	146,490	30,904	16,839	17,833	0	80,914	0
1010-4260 EMERG SVCS	33,547	14,756	8,040	8,515	0	2,236	0
1010-7211 PLANG/GRAN	35,874	13,921	7,585	8,033	0	6,335	0
2081-7510 PARKS	44,327	13,364	7,282	7,711	0	15,970	0
2160-1410 FOC DP	149,211	36,472	19,873	21,046	0	38,466	33,354
2210-6010 HEALTH	209,651	112,478	61,288	0	25,897	9,888	0
2220-6495 MENTAL HTL	467,408	169,551	92,388	0	26,347	176,095	3,027
2272-5250 LANDFILL	10,043	4,733	2,579	2,731	0	0	0
2740-7430 MI WORKS!	70,051	19,767	10,771	11,406	0	28,107	0
2850-1520 COM CORR	41,781	15,591	8,495	8,997	0	8,698	0
2920-6620 CCF	75,651	15,591	8,495	8,997	0	31,620	10,948
2920-6622 CCF	10,012	3,063	1,669	1,767	0	3,513	0



**Ottawa County, Michigan**  
**Indirect Cost Allocation Plan - Section 2 Cost**  
**Based on the Budget Year Ending December 31, 2011**  
**Schedule .5 - Allocation Summary**  
**For Department 636 MGMT INFO SVCS**

Receiving Department	Total	NS TECH/INFRAST	NS APPL/DATA	A&D EXC PH/MH	A&D PH/MH	USER SERVICES	IMAGING
2920-6623 CCF	40,835	12,807	6,978	7,390	0	13,660	0
2920-6624 CCF	57,762	17,261	9,406	9,961	0	21,134	0
6550-2890 TELECOMM	5,382	1,949	1,062	1,125	0	1,246	0
6770-8690 PSF INSURN	3,567	1,114	607	643	0	1,203	0
Direct Billed	281,057	0	0	0	200,464	80,593	0
<b>Total</b>	<b>3,184,094</b>	<b>947,154</b>	<b>516,094</b>	<b>383,803</b>	<b>252,708</b>	<b>822,430</b>	<b>261,905</b>



All Monetary Values Are \$ Dollars  
 MAXCars © 2010 MAXIMUS, INC.  
 Report Output Prepared By Agency

# Action Request



**Committee:** Board of Commissioners

**Meeting Date:** 9/28/2010

**Requesting Department:** Fiscal Services

**Submitted By:** Bob Spaman

**Agenda Item:** Resolution Regarding the Distribution of Convention Facility Tax Revenues to Counties Under Public Acts 106 and 107 of 1985

## SUGGESTED MOTION:

To approve and authorize the Board Chair and Clerk to sign the resolution Regarding the Distribution of Convention Facility Tax Revenues to Counties Under Public Acts 106 and 107 of 1985.

## SUMMARY OF REQUEST:

Annual resolution detailing the use of convention facility tax revenue.

## FINANCIAL INFORMATION:

Total Cost: \$0.00      General Fund Cost: \$0.00      Included in Budget:     Yes     No

If not included in budget, recommended funding source:

## ACTION IS RELATED TO AN ACTIVITY WHICH IS:

Mandated       Non-Mandated       New Activity

## ACTION IS RELATED TO STRATEGIC PLAN:

Goal: 3: To Contribute to a Healthy Physical, Economic, & Community Environment.

Objective: 4: Continue initiatives to positively impact the community.

**ADMINISTRATION RECOMMENDATION:**     Recommended     Not Recommended     Without Recommendation

County Administrator: Alan G. Vanderberg

Digitally signed by Alan G. Vanderberg  
DN: cn=Alan G. Vanderberg, o=US, ou=County of Ottawa, ou=Administrator's Office, email=vanderberg@ottawacounty.org  
Reason: I am approving this document  
Date: 2010.09.16 13:08:00 -0400

Committee/Governing/Advisory Board Approval Date: Finance and Administration Committee 9/21/2010

The Ottawa County Board of Commissioners

of the County of Ottawa

Grand Haven, Michigan

RESOLUTION REGARDING THE DISTRIBUTION OF CONVENTION FACILITY TAX REVENUES TO COUNTIES UNDER PUBLIC ACTS 106 AND 107 OF 1985.

At a meeting of the Board of Commissioners of the County of Ottawa, Ottawa County, Michigan, held at the Ottawa County Administrative Annex, Olive Township, Michigan in said County on September 28, 2010, at 1:30 p.m. local time.

PRESENT: Members -

ABSENT: Members -

The following preamble and resolution were offered by and supported by:

WHEREAS, Public Act 106 and 107 of 1985, authorizes the distribution of convention facility tax revenues and County liquor tax rebates; and

WHEREAS, Public Act 2 of 1986, amends the Truth and Taxation Law to require Counties to reduce their base tax rate by the revenues received under Public Act 106 and 107; and

WHEREAS, the Counties may follow the Truth and Taxation hearings process to use the revenues for increased spending, but 50% of the revenues not used to reduce the millage rate is required to be used for substance abuse programs; and

WHEREAS, the appropriate calculations were made, and a Truth and Taxation hearing was not required; and

WHEREAS, it is currently estimated that approximately \$956,755 will be available for the County, subject to final action by the Michigan Legislature on the state budget,

THEREFORE, BE IT RESOLVED, to use the revenues from the convention facilities tax in accordance with the Public Act which mandates 50% allocation for substance abuse programs, and

BE IT FURTHER RESOLVED, that the County will strive to use the 50% County portion as matched dollars for substance abuse programs within Ottawa County or for general County operations.

YEAS: Members -

NAYS: Members -

ABSTAIN: Members -

RESOLUTION DECLARED ADOPTED.

---

Chairperson, Philip Kuyers

---

County Clerk, Daniel Krueger

Certification

I, the undersigned, duly qualified Clerk of the County of Ottawa, Michigan, do hereby certify that the foregoing is a true and complete copy of a resolution adopted by the Board of Commissioners of the County of Ottawa, Michigan, at a meeting held on September 28, 2010, the original of which is on file in my office. Public notice of said meeting was given pursuant to and in compliance with Act No. 267, Public Acts of Michigan, 1976, as amended.

IN WITNESS WHEREOF, I have hereto affixed my official signature this \_\_\_\_\_ day of \_\_\_\_\_, A.D., 2010.

---

County Clerk, Daniel Krueger

# Action Request



**Committee:** Board of Commissioners

**Meeting Date:** 9/28/2010

**Requesting Department:** Fiscal Services

**Submitted By:** Bob Spaman

**Agenda Item:** Resolution Regarding the Distribution of Cigarette Tax Revenues to Counties Under Public Acts 219 and 264 of 1987

## SUGGESTED MOTION:

To approve and authorize the Board Chair and Clerk to sign the resolution Regarding the Distribution of Cigarette Tax Revenues to Counties Under Public Acts 219 and 264 of 1987.

## SUMMARY OF REQUEST:

Annual resolution detailing the use of cigarette tax revenue.

## FINANCIAL INFORMATION:

Total Cost: \$0.00      General Fund Cost: \$0.00      Included in Budget:  Yes       No

If not included in budget, recommended funding source:

## ACTION IS RELATED TO AN ACTIVITY WHICH IS:

Mandated       Non-Mandated       New Activity

## ACTION IS RELATED TO STRATEGIC PLAN:

Goal: 3: To Contribute to a Healthy Physical, Economic, & Community Environment.

Objective: 4: Continue initiatives to positively impact the community.

**ADMINISTRATION RECOMMENDATION:**  Recommended       Not Recommended       Without Recommendation

County Administrator: Alan G. Vanderberg

Digitally signed by Alan G. Vanderberg  
DN: cn=Alan G. Vanderberg, o=US, ou=County of Ottawa, ou=Administrator's Office, email=avanderberg@ottawacounty.org  
Reason: I am approving this document.  
Date: 2010.09.16 13:10:10 -0400

Committee/Governing/Advisory Board Approval Date: Finance and Administration Committee 9/21/2010

The Ottawa County Board of Commissioners

of the County of Ottawa

Grand Haven, Michigan

RESOLUTION REGARDING THE DISTRIBUTION OF CIGARETTE TAX REVENUES TO COUNTIES UNDER PUBLIC ACTS 219 AND 264 OF 1987.

At a meeting of the Board of Commissioners of the County of Ottawa, Ottawa County, Michigan, held at the Ottawa County Administrative Annex, Olive Township, Michigan in said County on September 28, 2010, at 1:30 p.m., local time.

PRESENT: Members -

ABSENT: Members -

The following preamble and resolution were offered by and supported by:

WHEREAS, Public Act 219 of 1987, increases the cigarette tax by two mills on each cigarette; and

WHEREAS, this increase is deposited into the Health and Safety Fund; and

WHEREAS, Public Act 264 of 1987, provides for the distribution of the money in the Health and Safety Fund; and

WHEREAS, the counties may follow the Truth and Taxation hearings process to use the revenue for increased spending; and

WHEREAS, the appropriate calculations were made and the Truth in Taxation hearing scheduled; and

WHEREAS, it is estimated that approximately \$8,320 will be available for the county,

THEREFORE, BE IT RESOLVED, to use the revenues from the cigarette tax in accord with the Public Act which mandates eleven seventeenths or 64.71% for Public Health prevention programs and services, five seventeenths or 29.41% for the operation, maintenance on expansion of existing county or juvenile facility, the acquisition, construction and equipping a new jail or juvenile facility or for court operations and one seventeenth or 5.88% for any lawful program or service, and

BE IT FURTHER RESOLVED, that the County use eleven seventeenths or approximately, \$5,384 for public health prevention programs and services, five seventeenths or approximately \$2,447 for Public Safety programs and services, and one seventeenth or approximately \$489 for general county operations.

YEAS: Members -

NAYS: Members -

ABSTAINS: Members -

RESOLUTION DECLARED ADOPTED.

\_\_\_\_\_  
Chairperson, Philip Kuyers

\_\_\_\_\_  
County Clerk, Daniel Krueger

Certification

I, the undersigned, duly qualified Clerk of the County of Ottawa, Michigan, do hereby certify that the foregoing is a true and complete copy of a resolution adopted by the Board of Commissioners of the County of Ottawa, Michigan, at a meeting held on September 28, 2010, the original of which is on file in my office. Public notice of said meeting was given pursuant to and in compliance with act No. 267, Public Acts of Michigan, 1976 as amended.

IN WITNESS WHEREOF, I have hereto affixed my official signature this \_\_\_\_\_ day of \_\_\_\_\_, A.D., 2010.

\_\_\_\_\_  
County Clerk, Daniel Krueger



# Action Request



**Committee:** Board of Commissioners

**Meeting Date:** 9/28/2010

**Requesting Department:** Fiscal Services

**Submitted By:** Bob Spaman

**Agenda Item:** Setting of Public Hearing on the 2011 Ottawa County Budget

## SUGGESTED MOTION:

To set a public hearing on the 2011 Ottawa County budget for Tuesday, October 12, 2010, to be held in the Ottawa County Board Room, 12220 Fillmore Street, West Olive, at 1:30 p.m.

## SUMMARY OF REQUEST:

The Uniform Budgeting and Accounting Act requires a public hearing before the adoption of the budget.

## FINANCIAL INFORMATION:

Total Cost: \$0.00      General Fund Cost: \$0.00      Included in Budget:     Yes     No

If not included in budget, recommended funding source:

## ACTION IS RELATED TO AN ACTIVITY WHICH IS:

Mandated       Non-Mandated       New Activity

## ACTION IS RELATED TO STRATEGIC PLAN:

Goal: 1: To Maintain and Improve the Strong Financial Position of the County.

Objective: 2: Implement processes and strategies to deal with operational budget deficits.

**ADMINISTRATION RECOMMENDATION:**     Recommended     Not Recommended     Without Recommendation

County Administrator: **Alan G. Vanderberg**

Digitally signed by Alan G. Vanderberg  
DN: cn=Alan G. Vanderberg, o=US, ou=County of Ottawa, ou=Administrator's Office, email=avanderberg@miottawa.org  
Reason: I am approving this document  
Date: 2010.09.16 13:12:37 -0400

Committee/Governing/Advisory Board Approval Date: Finance and Administration Committee 9/21/2010

# Action Request



**Committee:** Board of Commissioners

**Meeting Date:** 9/28/2010

**Requesting Department:** Planning and Performance Improvement

**Submitted By:** Mark Knudsen

**Agenda Item:** Ottawa County Renewable Energy Renaissance Zone (RERZ)  
Designation Recommendation for Energetx Composites, LLC

## SUGGESTED MOTION:

To approve and authorize the Board Chair and Clerk to sign the resolution designating approximately 26 acres of vacant property in Holland Township as an Energy Renaissance Zone (RERZ).

## SUMMARY OF REQUEST:

Energetx Composites was launched in 2008 as a spin-off of Holland based S2 Yachts. The company is a manufacturer of high-fiber reinforced parts to be used in larger assemblies.

Energetx would like to create a manufacturing facility for the purpose of creating wind turbine blades. In order to accomplish this, the company would like the facility site to be designated as a Renewable Energy Renaissance Zone. This designation would allow Energetx to take advantage of the following exemptions from state and local taxes for a fixed period of time: Michigan Business tax, state education tax, personal and real property taxes, and local income tax, where applicable.

## FINANCIAL INFORMATION:

Total Cost: \$0.00      General Fund Cost: \$0.00      Included in Budget:     Yes     No

If not included in budget, recommended funding source:

## ACTION IS RELATED TO AN ACTIVITY WHICH IS:

Mandated       Non-Mandated       New Activity

## ACTION IS RELATED TO STRATEGIC PLAN:

Goal: 3: To Contribute to a Healthy Physical, Economic, & Community Environment.

Objective: 2: Consider opportunities to improve economic development in the region.

**ADMINISTRATION RECOMMENDATION:**     Recommended     Not Recommended     Without Recommendation

County Administrator: **Alan G. Vanderberg**

Digitally signed by Alan G. Vanderberg  
DN: cn=Alan G. Vanderberg, c=US, ou=County of Ottawa, ou=Administrator's Office, email=vanderberg@ottawa.org  
Reason: I am approving this document  
Date: 2010.09.02 10:16:08 -0400

Committee/Governing/Advisory Board Approval Date: Planning and Policy Committee 9/9/2010  
Finance and Administration Committee 9/21/2010

**COUNTY OF OTTAWA**

**STATE OF MICHIGAN**

**RESOLUTION**

At a regular meeting of the Board of Commissioners of the County of Ottawa, Michigan, held at the Fillmore Street Complex in the Township of Olive, Michigan on the \_\_\_ day of \_\_\_\_\_, 2010 at \_\_\_\_\_ o'clock p.m. local time.

PRESENT: Commissioners: \_\_\_\_\_  
\_\_\_\_\_  
\_\_\_\_\_

ABSENT: Commissioners: \_\_\_\_\_  
\_\_\_\_\_  
\_\_\_\_\_

It was moved by Commissioner \_\_\_\_\_ and supported by Commissioner \_\_\_\_\_ that the following Resolution be adopted:

WHEREAS, pursuant to P.A. 376 of 1996, the Michigan Renaissance Zone Act, as amended, allows for the designation of Renewable Energy Renaissance Zones (RERZ) by the State of Michigan, within which certain State and local taxes are exempted for up to 15 years; and,

WHEREAS, the RERZ Program was created to assist in the development of a strong renewable energy industry in Michigan and to promote renewable energy operations in the State; and,

WHEREAS, to qualify for Renewable Energy Renaissance Zone designation, Energetx Composites, LLC must have an Agreement with the Michigan Strategic Fund that commits to a significant expansion occurring in the RERZ after the RERZ has been approved by the State Administrative Board; and,

WHEREAS, Energetx Composites, LLC is required to prepare a Proposal which includes a Development Plan as well as the Agreement; and,

WHEREAS, Energetx Composites, LLC is requesting the designation of approximately 26 acres of vacant property owned presently by the Township generally located south of Ransom Street and west of Hallacy Drive in Holland Township, Ottawa County, Michigan (the "Premises"), as a RERZ to accommodate a proposed new facility valued at approximately \$18.473 million with the creation of approximately 724 new jobs over 5 years; and,

WHEREAS, the Township will grant Energetx Composites, LLC an exclusive Option to Purchase the Premises to locate the new facility on, with the mutual understanding that the Premises will be a RERZ and will provide economic development and employment opportunities in Holland Township; and,

WHEREAS, in the process of creating the RERZ, Holland Charter Township and Ottawa County are required to indicate by resolution their support for the RERZ by agreeing to forego ad valorem property taxes within the Renewal Energy Renaissance Zone for the term of the designation;

NOW, THEREFORE, BE IT RESOLVED AS FOLLOWS:

1. That the Ottawa County Board of Commissioners finds and determines that the exemption of local real and personal property taxes on the proposed new facility (including land) and future development and improvements in the Energetx Composites, LLC proposed Renewable Energy Renaissance Zone shall not have the effect of substantially impeding the operation of County of Ottawa, or impairing the financial soundness of a taxing unit which levies ad valorem property taxes within the County of Ottawa; and,
2. That the Ottawa County Board of Commissioners approves the request of Energetx Composites, LLC, for the exemption of all local real and personal property taxes, except for bonded indebtedness, school sinking fund, and special assessments as required by the Public Act, with respect to the proposed new facility (including land) and future development and improvements

in the RERZ, whose real property is described in Exhibit "A" and generally located south of Ransom Street and west of Hallacy Drive in Holland Township, Ottawa County, Michigan; and,

3. That the Ottawa County Board of Commissioners approves the local real and personal property tax exemptions, with the RERZ designation, when issued shall be in force beginning January 1, 2011 and remain in effect for a period of fifteen (15) years with an ending date of December 31, 2025; and,

4. That the Ottawa County Board of Commissioners encourages approval of the Energetx Composites LLC Renewable Energy Renaissance Zone Proposal by the Michigan Strategic Fund and the State Administrative Board; and,

BE IT FURTHER RESOLVED, that all resolutions and parts of resolutions insofar as they conflict with this Resolution are hereby repealed.

YEAS: Commissioners: \_\_\_\_\_  
\_\_\_\_\_  
\_\_\_\_\_

NAYS: Commissioners: \_\_\_\_\_  
\_\_\_\_\_  
\_\_\_\_\_

ABSTENTIONS: Commissioners: \_\_\_\_\_  
\_\_\_\_\_  
\_\_\_\_\_

RESOLUTION ADOPTED:

\_\_\_\_\_  
Chairperson, Ottawa County  
Board of Commissioners

\_\_\_\_\_  
Ottawa County Clerk

**CERTIFICATION**

STATE OF MICHIGAN    )  
                                  )  
                                  ) ss.  
                                  )  
COUNTY OF OTTAWA    )

I hereby certify that the foregoing is a true and complete copy of a Resolution duly adopted by the Board of Commissioners of the County of Ottawa at a regular meeting held on \_\_\_\_\_, the original of which Resolution is on file in my office. I further certify that notice of said meeting was given in accordance with the provisions of the open meetings act.

\_\_\_\_\_  
Daniel C. Krueger, Ottawa County Clerk

## EXHIBIT "A"

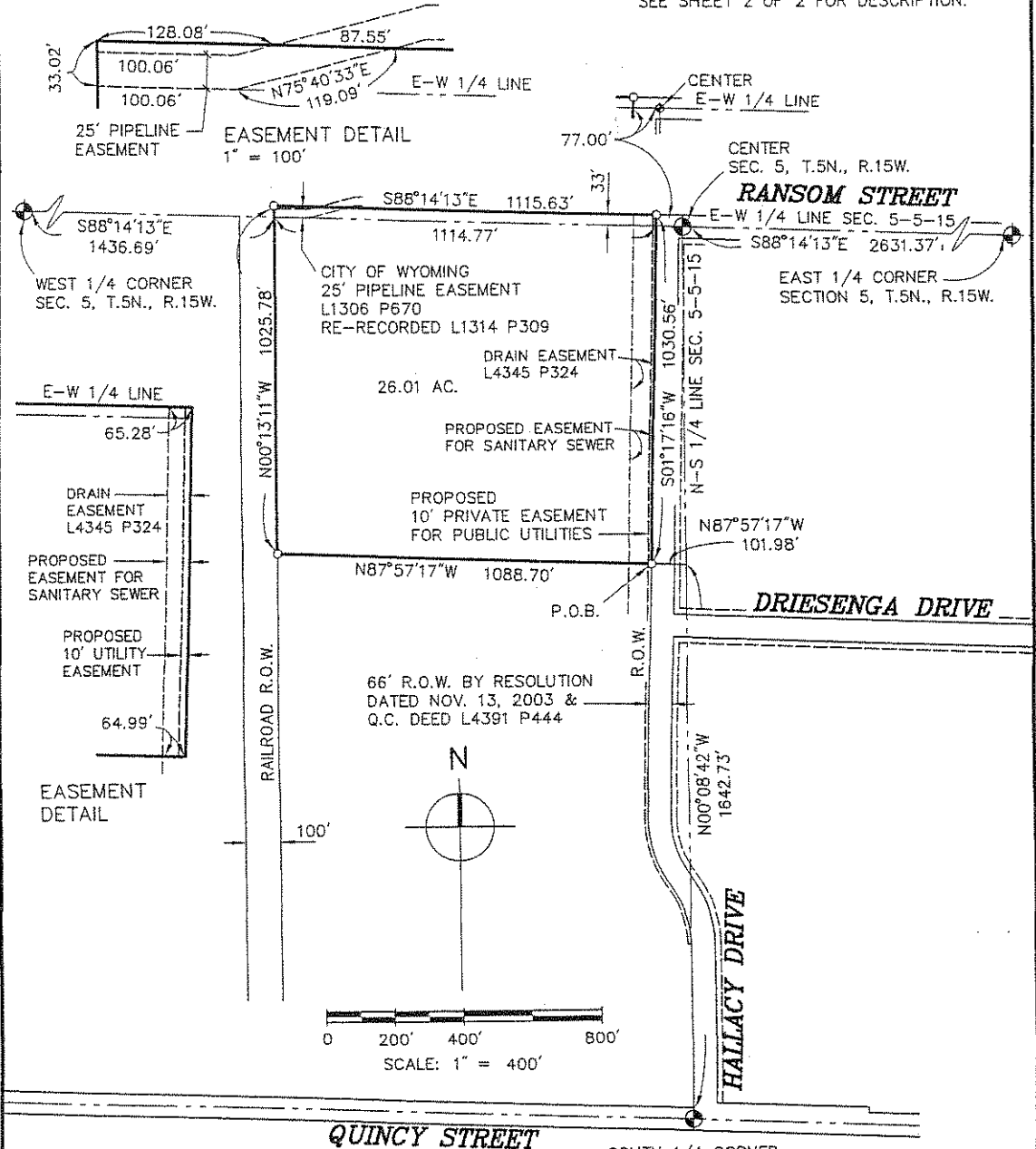
The legal description and survey map of the real property proposed to be designated a Renewable Energy Renaissance Zone (RERZ) is attached.

The parcel number of the real property proposed to be designated a Renewable Energy Renaissance Zone (RERZ) is Parcel 70-16-05-300-042.

Date of Draft: 8-24-10

SEE SHEET 2 OF 2 FOR DESCRIPTION.

Exhibit A  
(page 1)



**LEGEND**

- = SET 1/2" RE-ROD
- = FOUND IRON STAKE

SUBJECT TO RESTRICTIONS RECORDED IN L1880 P866 & RE-STATED IN L1945 P335  
 SUBJECT TO CONVENANTS, CONDITIONS, RESTRICTIONS AND OTHER PROVISIONS RECORDED IN L2114 P889

SURVEY FOR: HOLLAND ECONOMIC DEVELOPMENT CORPORATION  
 272 EAST 8TH STREET  
 P.O. BOX 1888  
 HOLLAND, MICHIGAN 49442-1888

RE: PARCEL "G"

I HEREBY DECLARE THAT THE LAND HEREIN DESCRIBED WAS SURVEYED UNDER MY DIRECT SUPERVISION TO THE BEST OF OUR ABILITY AND KNOWLEDGE. THE ERROR OF CLOSURE IS NO GREATER THAN 1 IN 5000. ALL THE REQUIREMENTS OF P.A. 132, 1970 HAVE BEEN COMPLIED WITH. THIS SURVEY, INCLUDING ANY NEW DESCRIPTION(S), WAS MADE FROM A PROPERTY DESCRIPTION FURNISHED TO US. THE DESCRIPTION(S) SHOULD BE COMPARED WITH A TITLE POLICY OR ABSTRACT FOR COMPLETENESS, ACCURACY, EASEMENTS AND EXCEPTIONS.

ANY COPY OF THIS SURVEY NOT INDIVIDUALLY EMBOSSED (IMPRESSED) WITH THE SEAL OF THE LICENSED PROFESSIONAL SURVEYOR NAMED HEREIN, IS UNAUTHORIZED AND MAY CONTAIN FRAUDULENT ALTERATIONS. THE CERTIFICATION DOES NOT APPLY TO SUCH COPY.

PREIN & NEWHOF, P.C.

*Arthur W. Brintnall*  
 BY ARTHUR W. BRINTNALL P.S. 28407

**PREIN & NEWHOF**  
 ENGINEERS — SURVEYORS



3355 EVERGREEN DRIVE, N.E.  
 GRAND RAPIDS, MICHIGAN 49505 / (616-364-8491)  
 JOB NO. 2050196 DATE 3-8-05



DESCRIPTION FOR PARCEL "G":  
 COMMENCING AT THE SOUTH 1/4 CORNER OF SECTION 5, T.5N., R.15W., HOLLAND CHARTER TOWNSHIP,  
 OTTAWA COUNTY, MICHIGAN THENCE N00°08'42"W 1642.73 FEET ALONG THE NORTH AND SOUTH 1/4 LINE OF  
 SAID SECTION 5; THENCE N87°57'17"W 101.98 FEET FOR POINT OF BEGINNING ON THE WEST RIGHT OF WAY  
 LINE OF HALLACY DRIVE; THENCE N87°57'17"W 1088.70 FEET ALONG THE NORTH LINE OF THE PARCEL  
 SURVEYED FOR HEDCOR ON DECEMBER 10, 2004; THENCE N00°13'11"W 1025.78 FEET ALONG THE EAST RIGHT  
 OF WAY LINE OF THE RAILROAD;; THENCE S88°14'13"E 1115.63 FEET PARALLEL WITH AND 33 FEET NORTH OF  
 THE EAST AND WEST 1/4 LINE OF SAID SECTION 5; THENCE S01°17'16"W 1030.56 FEET ALONG SAID WEST  
 RIGHT OF WAY LINE OF HALLACY DRIVE TO POINT OF BEGINNING.

L1880 P873 & L1880 P863 EASEMENTS  
 WERE TO TERMINATE AS A RESULT OF  
 HEDCOR'S OWNERSHIP OF ZELENKA'S PARCEL.

Exhibit A  
 (page 2)

SOUTH 1/4 CORNER  
 SECTION 5, T.5N., R.15W.  
 RLS CAPPED IRON (H.E.I.)

AZ 00° 0.2' C/L E-W ASPHALT ROAD  
 AZ 79°06' 160.76 CO. REMON NAIL/TAG SE SIDE PP  
 AZ 164° 12' 111.84' NW COR. BRICK BLDG.  
 AZ 250° 91.44' MAG. 20D NAIL NW SIDE PP  
 AZ 292° 56' 105.62' CO. REMON. NAIL/TAG NE SIDE PP  
 AZ 313°57' 161.81' SW COR. BRICK BLDG.

WEST 1/4 CORNER  
 SECTION 5, T.5N., R.15W.  
 RLS CAPPED IRON (P&N)

NE 73.88' NW COR. 0.5' SIGN  
 EAST 61.41' PK S. SIDE PP  
 SE 130.85 16D NAIL E. SIDE PP  
 SW 85.98' PK N. SIDE PP  
 WEST 68.90' SE COR. HOUSE  
 NW 71.33' NE COR. HOUSE

CENTER  
 SECTION 5, T.5N., R.15W.  
 RLS IRON (P&N) IN MON. BOX

AZ 107° 25' 114.37' C/L TOP HYDRANT  
 AZ 136° 43' 11.78' C/L MANHOLE  
 AZ 221° 45' 181.82' NAIL/TAG NW SIDE 24" TWIN ASH  
 AZ 232° 12' 94.82' NAIL/TAG NW SIDE 12" OAK  
 AZ 330° 23' 181.84' NAIL/TAG SW SIDE 30" OAK

EAST 1/4 CORNER  
 SECTION 5, T.5N., R.15W.  
 P&N IRON IN BOX

AZ 76° 06' 382.58' SW COR. ATTACHED BRICK GARAGE  
 AZ 135° 22.35' PK NAIL SE SIDE 6" FENCE POST  
 AZ 160° 20.85' C/L MANHOLE  
 AZ 258° 24' 150.33' NE COR. HSE FOUNDATION  
 AZ 298° 19' 55.78' C/L TOP HYDRANT  
 AZ 322° 40' 102.31' SW COR. CONC. TRANSFORMER BASE

SURVEY FOR: HOLLAND ECONOMIC DEVELOPMENT CORPORATION  
 272 EAST 8TH STREET  
 P.O. BOX 1888  
 HOLLAND, MICHIGAN 49442-1888

RE: PARCEL "G"

I HEREBY DECLARE THAT THE LAND HEREIN DESCRIBED WAS SURVEYED UNDER MY DIRECT SUPERVISION TO THE  
 BEST OF OUR ABILITY AND KNOWLEDGE. THE ERROR OF CLOSURE IS NO GREATER THAN 1 IN 5000. ALL THE  
 REQUIREMENTS OF P.A. 132, 1970 HAVE BEEN COMPLIED WITH. THIS SURVEY, INCLUDING ANY NEW DESCRIPTION(S),  
 WAS MADE FROM A PROPERTY DESCRIPTION FURNISHED TO US. THE DESCRIPTION(S) SHOULD BE COMPARED WITH A  
 TITLE POLICY OR ABSTRACT FOR COMPLETENESS, ACCURACY, EASEMENTS AND EXCEPTIONS.

ANY COPY OF THIS  
 SURVEY NOT INDIVIDUALLY  
 EMBOSSED (IMPRESSED)  
 WITH THE SEAL OF THE  
 LICENSED PROFESSIONAL  
 SURVEYOR NAMED HEREIN,  
 IS UNAUTHORIZED AND  
 MAY CONTAIN FRAUDULENT  
 ALTERATIONS. THE  
 CERTIFICATION DOES NOT  
 APPLY TO SUCH COPY.

PREIN & NEWHOF, P.C.

*Arthur W. Brintnall*  
 BY ARTHUR W. BRINTNALL P.S.28407



**PREIN & NEWHOF**  
**ENGINEERS — SURVEYORS**

3355 EVERGREEN DRIVE, N.E.  
 GRAND RAPIDS, MICHIGAN 49505/(616-364-8491)  
 JOB NO. 2050196 DATE 3-8-05

# **MICHIGAN RENAISSANCE ZONE PROGRAM**

## **Application for Creating a Renewable Energy Renaissance Zone**



**MICHIGAN ECONOMIC DEVELOPMENT  
CORPORATION**

**[RenZoneProgram@Michigan.org](mailto:RenZoneProgram@Michigan.org)**

**August 2009**

# **MICHIGAN RENAISSANCE ZONE PROGRAM**

## **Renewable Energy Renaissance Zone**

### **Application Contents / Instructions**

#### **APPLICATION PROCESS**

The application for a Renewable Energy Renaissance Zone consists of 3 parts and required attachments. The required attachments include: Authorizing Resolution(s), Firm Financial Commitment(s), Geographic Map, Property Parcel Map and Site Plan, if applicable. All portions of the application must be completed and provided for consideration. If the application is deemed complete by RZ staff, a Development Agreement will be prepared by the MEDC Legal Department. The Agreement is prepared from the information contained in the application. Before the project will be presented to the Michigan Strategic Fund (MSF) Board for consideration, the Company/Owner must sign off on the Development Agreement.

The applicant is to be the "qualified local governmental unit" which is either of the following:

- A County
- A City, Village or Township that contains an eligible distressed area and as defined in Sec. 11, of the State Housing Development Authority Act of 1966, 1966 PA 346, MCL 125.1411.

Authorizing Resolution(s):

- If the Applicant is the County, authorizing resolutions will be required from the County and the Local Governmental Unit.
- If the Applicant is the Distressed Unit, as defined in Sec. 11, of the State Housing Development Authority Act of 1966, 1966 PA 346, MCL 125.1411, an authorizing resolution is only required from the Local Governmental Unit.

Taxes still due are those mandated by the federal government, local bond obligations, school sinking fund or special assessments. Speak with your local Treasurer if there are any questions as to whether they apply to your property tax bill. Companies are also not exempt from paying Michigan sales and use tax. You will be required to pay these taxes.

Taxes shall be abated as defined in the Michigan Renaissance Zone Act 376 of 1996, Sec. 125.2689.

The entire process, from the time the completed application reaches MEDC, takes approximately 90 to 120 days, until final designation by the State Administrative Board. Incomplete applications will result in delays in the processing. Once approved, designation shall generally be effective as of January 1<sup>st</sup> of the following year.

*NOTE: This application, including any attachments, contains information from the Renaissance Zone Program of the Michigan Economic Development Corporation. This information is intended for use only by the project to which it is released. If you are not the intended recipient of this application, be advised that any dissemination, distribution, or use of the contents of this application is strictly prohibited.*

# MICHIGAN RENAISSANCE ZONE PROGRAM

## Renewable Energy Renaissance Zone Part 1 – Application Form

### A. COMPLETE THIS SECTION ONLY IF COUNTY IS APPLICANT-CONTACT/SIGNATORY INFORMATION

Contact Person's Name: Mark Knudsen Title: Director, Planning & Perf. Improvement

County Name(s): Ottawa County

Telephone: 616.738.4852

E-mail: mknudsen@miottawa.org

Street Address / PO Box: 12220 Fillmore Street, Room 260

City: West Olive

State: MI

ZIP Code: 49460

Elected County Executive Name: Daniel C Krueger

Title: Clerk

Street Address / PO Box: 12220 Fillmore Street, Room 130

City: West Olive

State: MI

ZIP Code: 49460

Telephone: 616.994.4531

E-mail: countyclerk@miottawa.org

Signature:

Title:

Date:

### B. COMPLETE THIS SECTION ONLY IF DISTRESSED UNIT IS APPLICANT (PER PA 346) – CONTACT/SIGNATORY INFORMATION

Contact Person's Name: N/A

Title:

City:

State:

ZIP Code:

Telephone:

E-mail:

Local Unit Name(s):

Street Address / PO Box:

City:

State:

ZIP Code:

Telephone:

E-mail:

Mayor Name (if City):

Title:

Street Address / PO Box:

City:

State:

Zip Code:

Telephone:

E-mail:

Signature:

Title:

Date:

### C. COMPANY INFORMATION

Name of Company: Energetx Composites, LLC

Street Address / PO Box: 725 E. 40<sup>th</sup> Street

City: Holland

State: MI

ZIP Code: 49423

Contact Name: David Slikkers

Title: Chairman

Telephone: 616.394.7491

E-mail: dslikkers@energetxcomposites.com

Signatory's Name: David Slikkers

Title: Chairman

Street Address / PO Box: 725 E. 40<sup>th</sup> Street

City: Holland

State: MI

Zip: 49423

Telephone: 616.394.7491

Email: dslikkers@energetxcomposites.com

### D. PROPERTY INFORMATION

Owner Name & Title: Energetx Composites, LLC

Street Address: Vacant lot Sout of Ransom St and West of Hallacy Dr

City: Holland

State: MI

Zip Code: 49424

Telephone: 616.394.7491

E-Mail: dslikkers@energetxcomposites.com

Total Acres to be included within zone: 26

Number of years applying for a Renewable Energy Renaissance Zone: 15  
(Note: Not to exceed 15 years)

## MICHIGAN RENAISSANCE ZONE PROGRAM

### Renewable Energy Renaissance Zone Part 2 – Description of the Project

A. Describe in detail the history and background of the company.

Energetx Composites is a privately held company located in Holland, MI. Energetx Composites is an advanced engineering and manufacturing company specializing in large-scale composite fiberglass engineering and manufacturing. The company started in 2008 as part of a diversification strategy of S2 Yachts, Inc., also located in Holland, MI. We will be using our core competency in making commercial products. The wind industry and electric vehicles will be the primary focus.

B. Describe the Project, equipment to be purchased, type of building to be constructed or purchased and any necessary infrastructure improvements, etc.

Energetx was founded to diversify the business portfolio of an existing, successful manufacturing firm by expanding into advanced manufacturing of clean energy products, specifically the manufacturing of utility-scale wind turbine blades. Some of the equipment to be purchased includes: gantry system, CNC fiberglass cutter, adhesive machine, root stud drilling machine, travel lift, resin tanks, laser projection, gel storage, hoists and cranes, non-destructive test equipment, vacuum lift, and a paint booth. The building to be constructed is 400K sq ft building for manufacturing of 40+ meter blades.

C. Identify the types of activities that will occur in the proposed Renewable Energy Renaissance Zone (RERZ).

Energetx Composites will manufacture utility-scale wind turbine blades in this zone. In addition to manufacturing, they will also do any necessary testing to ensure proper quality of the blade. Testing of materials used in manufacturing blades will also be performed.

D. What is the expected total private dollar investment?  
(building and equipment, etc.)

\$ \$18,498,128

#### *Investment Per Year*

	1 <sup>ST</sup> Year	2 <sup>nd</sup> Year	3 <sup>rd</sup> Year	4 <sup>th</sup> Year	5 <sup>th</sup> Year
Real – New Construction	\$ 0	\$ 2.825M	\$ 2.5M	\$ 0.25M	\$ 0
Real – Bldg Improvements	\$ 0	\$ 0	\$ 0	\$ 0	\$ 0
New Personal Property	\$ 0	\$ 3.597M	\$ 4.806M	\$ 3.184M	\$ 1.311M
<b>TOTAL</b>	<b>\$ 0</b>	<b>\$ 6.447M</b>	<b>\$ 7.306M</b>	<b>\$ 3.434M</b>	<b>\$ 1.311M</b>

# MICHIGAN RENAISSANCE ZONE PROGRAM

## Renewable Energy Renaissance Zone Part 2 – Description of the Project - Continued

E. How many new jobs will be created at the renewable energy facility?	724		
	<b>First Year of Operation</b>	<b>Third Year of Operation</b>	<b>Fifth Year of Operation</b>

Job Category (add categories that reflect your company)	Year Ending:		Year Ending:		Year Ending:	
	New Full Time Jobs Created	Avg Weekly Wage	New Full Time Jobs Created	Avg Weekly Wage	New Full Time Jobs Created	Avg Weekly Wage
Mgmt/Prof						
Technical/Sales						
Clerical/Service						
Skilled/Unskilled						
TOTAL	See Attached		See Attached		See Attached	

F. What is your current workforce at the facility? 23

G. Describe the benefit package provided to the employees:

Comprehensive benefit package including health and dental will be provided to all full-time employees

H. Total number of acres to be included within the zone 26

I. Does Company have Ownership or Control of the Property?  Yes  No

J. Is the Property a Contiguous Geographic Area?  Yes  No

K. Property Parcel ID#(s): 70-16-05-300-042

L. Legal Description of the property to be included in the Renewable Energy Renaissance Zone.

PART OF SW 1/4 COM N 0D 14M 59S W 854.95 FT, N 88D 03M 34S W 119.53 FT, N'LY 37.86 FT ALG A 333 FT RAD CURVE TO RT (CHD BEARS N 02D 04M 27S W 37.84 FT) & N 01D 10M 59S W 749.52 FT FROM S 1/4 COR, TH N 88D 03M 34S W 1088.63 FT, N 0D 19M 37S W 992.42 FT, S 88D 14M 13S E 1115.64 FT TO E LI OF HALLACY DR, TH S 01D 17M 16S W TO BEG. SEC 5 T5N R15W

M. What will be the anticipated economic impact on the community?

The economic impacts of this project are significant and address 3 areas of concern: stimulating the economy, create and retain jobs (specifically skilled craftspeople earning well about minimum wage and a full suite of benefits, as well as reducing reliance on imported energy.

# MICHIGAN RENAISSANCE ZONE PROGRAM

## Renewable Energy Renaissance Zone Part 2 – Description of the Project - Continued

N. Please indicate what type, quantity and what percentage of Michigan commodities/raw materials will be purchased for use in the Renewable Energy Renaissance Zone.

Steel, \$2.5M/yr  
Fastners, \$25K/yr  
Plastics, \$10K/yr

About 25% of commodities/raw materials will be purchased in the State of Michigan. This is based on estimates, as sourcing for the utility scale wind blades is just beginning.

O. What percentage of commodities/raw materials will be purchased out-of-state?

About 75% of commodities/raw materials will be purchased out-of-state.

P. If purchasing commodities outside the state, please explain why that is necessary.

75% of the raw materials/commodities will be purchased out-of-state because of the amount of resin/gel/glass used in these products is significant and these major suppliers are located out-of-state.

Q. Identify all public programs, public funding sources and public incentives that will be utilized.

MCEAM \$3.5M  
48C \$1.95M  
CoEE \$3.5M

R. List the State and Local permits required for the project.

Storm Water Permit (State), based on site design and process containments  
Air Permit (State), permit to install  
Above Ground Storage Tank Permit (State)  
Building Permit (State & Local)


S. List any permits that are outstanding.

Permit:	Agency:	Anticipated Receipt Date:
All the Above		
Permit:	Agency:	Anticipated Receipt Date:
Permit:	Agency:	Anticipated Receipt Date:

T. Identify any infrastructure and/or physical needs of the Renewable Energy Renaissance Zone that need to be implemented to make the zone viable.

None





## MICHIGAN RENAISSANCE ZONE PROGRAM

### Renewable Energy Renaissance Zone Part 3 – Agriculture Information (if applicable)

A. Please describe what type of agricultural crops or residue, or processed products from agricultural operations will be utilized as the primary raw material source for the renewable energy facility.

N/A

B. Will there be a primary focus on the production of cellulosic biofuels? No  Yes  (If Yes, Explain below)

N/A

C. Describe the economic impact on local suppliers of raw materials, goods and services.

N/A

D. Indicate what percentage of Michigan-provided agricultural products supplies and inputs will be used.

N/A

E. Why is this important to Michigan's agricultural processing community?

N/A

F. Can this renewable energy facility be located in an existing renaissance zone? No  Yes   
(If No, Explain below)

N/A

## MICHIGAN RENAISSANCE ZONE PROGRAM

### Renewable Energy Renaissance Zone Part 4 – Tax Information

#### A. FOREGONE MICHIGAN BUSINESS TAX

You can access the following website to help estimate the company's MBT liability:  
<https://treas-secure.state.mi.us/MBTEstimator/MBTEstimator-start.asp>

Estimated annual savings of Michigan Business Tax for the Company after Renaissance Zone designation	\$ To Be Determined
--	---------------------

#### B. FOREGONE PROPERTY TAXES

Estimated annual savings of property taxes for the Company after Renaissance Zone designation	\$ No Change, HCT currently owns at \$0 book value
---	--

#### C. SEV AND TV ON THE PROPERTY

SEV Year: 2009, based on \$0 book value	TV Year: 2009, based on \$0 book value
---	--

Real Property-LAND	SEV: \$ 0	TV: \$ 0
Real Property-BUILDING	SEV: \$ 0	TV: \$ 0
Personal Property	SEV: \$ 0	TV: \$ 0
<b>TOTALS</b>	<b>SEV: \$ 0</b>	<b>TV: \$ 0</b>

#### D. TOTAL MILLAGE RATE

Total Non-Principal Residence Exemption Millage Rate for ALL taxing jurisdictions	22.8406
---	---------

#### E. PLEASE PROVIDE A BREAKOUT OF MILLAGE(S) LEVIED FOR THE FOLLOWING:

Debt Service (local bond obligations)	0
School Sinking Fund	0
Special Assessment(s)	0
<b>TOTAL</b>	<b>0</b>

#### F. ADDITIONAL INFORMATION

Are Taxes Current? Yes  No  Explain:

School District Code (Speak with your Treasurer if you do not know your 5-digit School District Code)	70070
Company's Federal Employer Identification Number (FEIN)	26-3514071
Senator's Name: Debbie Stabenow	Senate District: 8
Representative's Name: Pete Hoekstra	House District: 2
Identify all the affected local governmental unit(s).	
Ottawa County, Holland Charter Township	

# MICHIGAN RENAISSANCE ZONE PROGRAM

## Renewable Energy Renaissance Zone

### Application Checklist / Submission Instructions

#### APPLICATION CHECKLIST

- Completed Application and any extended attachments
- Authorizing Resolution(s) from local governmental unit(s) agreeing to forego the pertinent taxes. The resolution(s) must have original signatures or be a certified copy including the number of years they are willing to waive taxes (up to 15)
- Firm Financial Commitment(s) for project. Submit one or all of the following:  
***(dollar values must be included)***
  - Firm monetary commitment letter from Financial Institution(s).
  - Two (2) years of Audited Annual Financial Statements.
  - Proof of Financial Assets to be used for project.
- A Geographic map of the local governmental unit(s) showing the proposed Renewable Energy Renaissance Zone.
- A Property Parcel map including boundaries, parcel numbers and acreage.
- A Site Plan of the Project (if applicable)
- Copies of the two (2) most recent real property tax bills.

#### APPLICATION SUBMISSION

The completed original application and one (1) copy should be mailed to the address below.

**Michigan Economic Development Corporation  
Michigan Renaissance Zone Program  
300 North Washington Square, 3<sup>rd</sup> Floor  
Lansing, Michigan 48913**

In addition, if the proposed RERZ also requires the approval of the Michigan Commission of Agriculture, one (1) copy of the application should also be mailed to the address below:

**Michigan Department of Agriculture (MDA)  
Agriculture Development Division  
525 W. Allegan Street  
Constitution Hall  
Lansing, MI 48933**





August 7, 2009

Bureau of Energy Systems  
Attn: Robert Jackson  
611 West Ottawa  
P.O. Box 30221  
Lansing, MI 48909

Re: Energetx Composites-Clean Energy Advanced Manufacturing Grant Proposal  
Matching Funds

Dear Mr. Jackson;

The Huntington Bank has a long history of assisting our clients in providing employment and production of goods/services in the Midwest. Current economic conditions demand innovation and insight from our client's management teams. Huntington Bank is proud to provide banking services to Energetx Composites and we welcome the opportunity to assist Energetx Composites with its growth plans in the renewable wind energy market.

Huntington Bank can provide upwards of \$5 million to Energetx Composites to be used as matching funds in connection with the State of Michigan's Clean Energy Advanced Manufacturing Grant. The purpose of this funding is to provide Energetx Composites with initial capital for equipment, manufacturing infrastructure changes, and accompanying employment costs associated with launching a significant utility scale wind blade manufacturing facility in West Michigan.

Should Energetx Composites be successful in securing a "Clean Energy Advanced Manufacturing" Grant, Huntington Bank is planning to provide funding to Energetx not to exceed \$5 million dependent on the matching grant amount.


We look forward to being a part of Energetx Composites' contribution to wind energy development in Michigan and the United States. We are ready to help. We urge the State of Michigan to do the same by supporting Energetx in their grant proposal.

If you have questions, please call me at (616) 235-5999.

Sincerely,

James Dunlap  
President

Huntington Bank



**C2c**  
 SHEET NO. 1  
 DATE 07/22  
 SCALE 1/8" = 1'-0"  
 PROJECT NO. 1001006.LP  
 PREPARED BY: [Blank]  
 CHECKED BY: [Blank]  
 DRAWN BY: [Blank]

**HOLLAND TOWNSHIP INDUSTRIAL**  
 SEC. 06, T54N, R15W - HOLLAND CHARTER TWP.  
 LAMAR CONSTRUCTION COMPANY  
 440 CENTRAL PARKWAY  
 HUDSONVILLE, MICHIGAN 49426  
**CONCEPTUAL SITE PLAN**

NO.	REVISIONS

**DRIESENGA & ASSOCIATES, INC.**  
 Engineering • Surveying • Testing  
 David Ryzak, M. 455 E 8th Street - Suite 100, Holland, MI 49423  
 Co-Owner, M. (616) 356-0255  
 www.driesenga.com





[Send To Printer]

Parcel: 70-16-05-300-042

<b>Unit Information</b>	[collapse]
Holland Township	

<b>Property Address</b>	[collapse]
RANSOM ST (VAC) HOLLAND, MI 49424	

<b>Owner Information</b>	[collapse]
HOLLAND CHARTER TOWNSHIP 353 N 120TH AVE HOLLAND, MI 49424	<b>Unit:</b> 17

<b>Taxpayer Information</b>	[collapse]
SEE OWNER INFORMATION	

<b>Legal Information for 70-16-05-300-042</b>	[collapse]
PART OF SW 1/4 COM N 0D 14M 59S W 854.95 FT, N 88D 03M 34S W 119.53 FT, N'LY 37.86 FT ALG A 333 FT RAD CURVE TO RT (CHD BEARS N 02D 04M 27S W 37.84 FT) & N 01D 10M 59S W 749.52 FT FROM S 1/4 COR, TH N 88D 03M 34S W 1088.63 FT, N 0D 19M 37S W 992.42 FT, S 88D 14M 13S E 1115.64 FT TO E LI OF HALLACY DR, TH S 01D 17M 16S W TO BEG. SEC 5 T5N R15W	

<b>General Information for 2010 Summer</b>			
<b>School District:</b>	70070	<b>PRE/MBT %:</b>	100.0000
<b>Taxable Value:</b>	\$0	<b>State Equalized Value:</b>	\$0
<b>Property Class:</b>	705	<b>Assessed Value:</b>	\$0
<b>Tax Bill Number</b>		<b>Last Receipt Number:</b>	
<b>Last Payment Date:</b>		<b>Number Of Payments</b>	0
<b>Base Tax:</b>	\$0.00	<b>Base Paid:</b>	\$0.00
<b>Admin Fees:</b>	\$0.00	<b>Admin Fees Paid:</b>	\$0.00
<b>Interest Fees:</b>	\$0.00	<b>Interest Fees Paid</b>	\$0.00
<b>Total Tax &amp; Fees:</b>	\$0.00	<b>Total Paid:</b>	\$0.00

**Tax Bill Breakdown for 2010 Summer**

Taxing Authority	Millage Rate	Amount	Amount Paid
STATE EDUC TAX	6.000000	\$0.00	\$0.00
OTTAWA ISD	5.523400	\$0.00	\$0.00
COUNTY OPER	3.600000	\$0.00	\$0.00
WO SCH DEBT	6.562800	\$0.00	\$0.00
WO SCH OPER	18.000000	\$0.00	\$0.00
WO SCH B&S	0.300000	\$0.00	\$0.00
MAX PBL TRAN	0.350000	\$0.00	\$0.00
Admin Fees:		\$0.00	\$0.00
Interest Fees:		\$0.00	\$0.00
<b>Totals:</b>	<b>40.336200</b>	<b>\$0.00</b>	<b>\$0.00</b>

Parcel: 70-16-05-300-042

**\*\*Disclaimer:** BS&A Software provides this Web Site as a way for municipalities to display information online and is not responsible for the content or accuracy of the data herein. This data is provided for reference only and WITHOUT WARRANTY of any kind, expressed or inferred. Please contact your local municipality if you believe there are errors in the data.

[Privacy Policy](#)

[Send To Printer]

Parcel: 70-16-05-300-042

<b>Unit Information</b> <span style="float: right;">[collapse]</span>
Holland Township

<b>Property Address</b> <span style="float: right;">[collapse]</span>
RANSOM ST (VAC) HOLLAND, MI 49424

<b>Owner Information</b> <span style="float: right;">[collapse]</span>	
HOLLAND CHARTER TOWNSHIP 353 N 120TH AVE HOLLAND, MI 49424	<b>Unit:</b> 17

<b>Taxpayer Information</b> <span style="float: right;">[collapse]</span>
SEE OWNER INFORMATION

<b>Legal Information for 70-16-05-300-042</b> <span style="float: right;">[collapse]</span>
PART OF SW 1/4 COM N 0D 14M 59S W 854.95 FT, N 88D 03M 34S W 119.53 FT, N'LY 37.86 FT ALG A 333 FT RAD CURVE TO RT (CHD BEARS N 02D 04M 27S W 37.84 FT) & N 01D 10M 59S W 749.52 FT FROM S 1/4 COR, TH N 88D 03M 34S W 1088.63 FT, N 0D 19M 37S W 992.42 FT, S 88D 14M 13S E 1115.64 FT TO E LI OF HALLACY DR, TH S 01D 17M 16S W TO BEG. SEC 5 T5N R15W

<b>General Information for 2009 Winter</b>			
<b>School District:</b>	70070	<b>PRE/MBT %:</b>	100.0000
<b>Taxable Value:</b>	\$0	<b>Assessed Value:</b>	\$0
<b>Property Class:</b>	701		
<b>Tax Bill Number</b>		<b>Last Receipt Number:</b>	
<b>Last Payment Date:</b>		<b>Number Of Payments</b>	0
<b>Base Tax:</b>	\$0.00	<b>Base Paid:</b>	\$0.00
<b>Admin Fees:</b>	\$0.00	<b>Admin Fees Paid:</b>	\$0.00
<b>Interest Fees:</b>	\$0.00	<b>Interest Fees Paid:</b>	\$0.00
<b>Total Tax &amp; Fees:</b>	\$0.00	<b>Total Paid:</b>	\$0.00

**Tax Bill Breakdown for 2009 Winter**

Taxing Authority	Millage Rate	Amount	Amount Paid
TOWNSHIP-OTHER	4.845800	\$0.00	\$0.00
TOWNSHIP-LIBRARY	1.254200	\$0.00	\$0.00
OTTAWA CO-E911	0.440000	\$0.00	\$0.00
OTTAWA CO-PARKS	0.316500	\$0.00	\$0.00
Admin Fees:		\$0.00	\$0.00
Interest Fees:		\$0.00	\$0.00
<b>Totals:</b>	<b>6.856500</b>	<b>\$0.00</b>	<b>\$0.00</b>

Parcel: 70-16-05-300-042

**\*\*Disclaimer:** BS&A Software provides this Web Site as a way for municipalities to display information online and is not responsible for the content or accuracy of the data herein. This data is provided for reference only and WITHOUT WARRANTY of any kind, expressed or inferred. Please contact your local municipality if you believe there are errors in the data.

[Privacy Policy](#)

[Send To Printer]

Parcel: 70-16-05-300-042

Unit Information	[collapse]
Holland Township	

Property Address	[collapse]
RANSOM ST (VAC) HOLLAND, MI 49424	

Owner Information	[collapse]
HOLLAND CHARTER TOWNSHIP 353 N 120TH AVE HOLLAND, MI 49424	Unit: 17

Taxpayer Information	[collapse]
SEE OWNER INFORMATION	

Legal Information for 70-16-05-300-042	[collapse]
PART OF SW 1/4 COM N 0D 14M 59S W 854.95 FT, N 88D 03M 34S W 119.53 FT, N'LY 37.86 FT ALG A 333 FT RAD CURVE TO RT (CHD BEARS N 02D 04M 27S W 37.84 FT) & N 01D 10M 59S W 749.52 FT FROM S 1/4 COR, TH N 88D 03M 34S W 1088.63 FT, N 0D 19M 37S W 992.42 FT, S 88D 14M 13S E 1115.64 FT TO E LI OF HALLACY DR, TH S 01D 17M 16S W TO BEG. SEC 5 T5N R15W	

General Information for 2009 Summer			
<b>School District:</b>	70070	<b>PRE/MBT %:</b>	100.0000
<b>Taxable Value:</b>	\$0	<b>Assessed Value:</b>	\$0
<b>Property Class:</b>	701		
<b>Tax Bill Number</b>		<b>Last Receipt Number:</b>	
<b>Last Payment Date:</b>		<b>Number Of Payments</b>	0
<b>Base Tax:</b>	\$0.00	<b>Base Paid:</b>	\$0.00
<b>Admin Fees:</b>	\$0.00	<b>Admin Fees Paid:</b>	\$0.00
<b>Interest Fees:</b>	\$0.00	<b>Interest Fees Paid</b>	\$0.00
<b>Total Tax &amp; Fees:</b>	\$0.00	<b>Total Paid:</b>	\$0.00

## Tax Bill Breakdown for 2009 Summer

Taxing Authority	Millage Rate	Amount	Amount Paid
STATE EDUCATION	6.000000	\$0.00	\$0.00
OTTAWA AREA ISD	5.523400	\$0.00	\$0.00
OTTAWA CO-OPER	3.600000	\$0.00	\$0.00
DEBT SERVICE	6.210700	\$0.00	\$0.00
SCHOOL OPERATING	18.000000	\$0.00	\$0.00
BUILDING & SITE	0.300000	\$0.00	\$0.00
MACATAWA EXPRESS	0.350000	\$0.00	\$0.00
Admin Fees:		\$0.00	\$0.00
Interest Fees:		\$0.00	\$0.00
<b>Totals:</b>	<b>39.984100</b>	<b>\$0.00</b>	<b>\$0.00</b>

Parcel: 70-16-05-300-042

**\*\*Disclaimer:** BS&A Software provides this Web Site as a way for municipalities to display information online and is not responsible for the content or accuracy of the data herein. This data is provided for reference only and WITHOUT WARRANTY of any kind, expressed or inferred. Please contact your local municipality if you believe there are errors in the data.

[Privacy Policy](#)

[Send To Printer]

Parcel: 70-16-05-300-042

Unit Information	[collapse]
Holland Township	

Property Address	[collapse]
RANSOM ST (VAC) HOLLAND, MI 49424	

Owner Information	[collapse]
HOLLAND CHARTER TOWNSHIP 353 N 120TH AVE HOLLAND, MI 49424	Unit: 17

Taxpayer Information	[collapse]
SEE OWNER INFORMATION	

Legal Information for 70-16-05-300-042	[collapse]
PART OF SW 1/4 COM N 0D 14M 59S W 854.95 FT, N 88D 03M 34S W 119.53 FT, N'LY 37.86 FT ALG A 333 FT RAD CURVE TO RT (CHD BEARS N 02D 04M 27S W 37.84 FT) & N 01D 10M 59S W 749.52 FT FROM S 1/4 COR, TH N 88D 03M 34S W 1088.63 FT, N 0D 19M 37S W 992.42 FT, S 88D 14M 13S E 1115.64 FT TO E LI OF HALLACY DR, TH S 01D 17M 16S W TO BEG. SEC 5 T5N R15W	

General Information for 2008 Winter			
School District:	70070	PRE/MBT %:	100.0000
Taxable Value:	\$0	Assessed Value:	\$0
Property Class:	701		
Tax Bill Number		Last Receipt Number:	
Last Payment Date:		Number Of Payments	0
Base Tax:	\$0.00	Base Paid:	\$0.00
Admin Fees:	\$0.00	Admin Fees Paid:	\$0.00
Interest Fees:	\$0.00	Interest Fees Paid	\$0.00
Total Tax & Fees:	\$0.00	Total Paid:	\$0.00

## Tax Bill Breakdown for 2008 Winter

Taxing Authority	Millage Rate	Amount	Amount Paid
TOWNSHIP-OTHER	4.891400	\$0.00	\$0.00
TOWNSHIP-LIBRARY	1.308600	\$0.00	\$0.00
OTTAWA CO-E911	0.440700	\$0.00	\$0.00
OTTAWA CO-PARKS	0.316500	\$0.00	\$0.00
Admin Fees:		\$0.00	\$0.00
Interest Fees:		\$0.00	\$0.00
<b>Totals:</b>	<b>6.957200</b>	<b>\$0.00</b>	<b>\$0.00</b>

Parcel: 70-16-05-300-042

**\*\*Disclaimer:** BS&A Software provides this Web Site as a way for municipalities to display information online and is not responsible for the content or accuracy of the data herein. This data is provided for reference only and WITHOUT WARRANTY of any kind, expressed or inferred. Please contact your local municipality if you believe there are errors in the data.

[Privacy Policy](#)

[Send To Printer]

Parcel: 70-16-05-300-042

<b>Unit Information</b>	[collapse]
Holland Township	

<b>Property Address</b>	[collapse]
RANSOM ST (VAC) HOLLAND, MI 49424	

<b>Owner Information</b>	[collapse]
HOLLAND CHARTER TOWNSHIP 353 N 120TH AVE HOLLAND, MI 49424	<b>Unit:</b> 17

<b>Taxpayer Information</b>	[collapse]
SEE OWNER INFORMATION	

<b>Legal Information for 70-16-05-300-042</b>	[collapse]
PART OF SW 1/4 COM N 0D 14M 59S W 854.95 FT, N 88D 03M 34S W 119.53 FT, N'LY 37.86 FT ALG A 333 FT RAD CURVE TO RT (CHD BEARS N 02D 04M 27S W 37.84 FT) & N 01D 10M 59S W 749.52 FT FROM S 1/4 COR, TH N 88D 03M 34S W 1088.63 FT, N 0D 19M 37S W 992.42 FT, S 88D 14M 13S E 1115.64 FT TO E LI OF HALLACY DR, TH S 01D 17M 16S W TO BEG. SEC 5 T5N R15W	

<b>General Information for 2008 Summer</b>			
<b>School District:</b>	70070	<b>PRE/MBT %:</b>	100.0000
<b>Taxable Value:</b>	\$0	<b>Assessed Value:</b>	\$0
<b>Property Class:</b>	701		
<b>Tax Bill Number</b>		<b>Last Receipt Number:</b>	
<b>Last Payment Date:</b>		<b>Number Of Payments</b>	0
<b>Base Tax:</b>	\$0.00	<b>Base Paid:</b>	\$0.00
<b>Admin Fees:</b>	\$0.00	<b>Admin Fees Paid:</b>	\$0.00
<b>Interest Fees:</b>	\$0.00	<b>Interest Fees Paid</b>	\$0.00
<b>Total Tax &amp; Fees:</b>	\$0.00	<b>Total Paid:</b>	\$0.00

**Tax Bill Breakdown for 2008 Summer**

Taxing Authority	Millage Rate	Amount	Amount Paid
STATE EDUCATION	6.000000	\$0.00	\$0.00
OTTAWA AREA ISD	5.523400	\$0.00	\$0.00
OTTAWA CO-OPER	3.600000	\$0.00	\$0.00
DEBT SERVICE	6.250000	\$0.00	\$0.00
SCHOOL OPERATING	18.000000	\$0.00	\$0.00
BUILDING & SITE	0.300000	\$0.00	\$0.00
Macatawa Express	0.350000	\$0.00	\$0.00
Admin Fees:		\$0.00	\$0.00
Interest Fees:		\$0.00	\$0.00
<b>Totals:</b>	<b>40.023400</b>	<b>\$0.00</b>	<b>\$0.00</b>

Parcel: 70-16-05-300-042

**\*\*Disclaimer:** BS&A Software provides this Web Site as a way for municipalities to display information online and is not responsible for the content or accuracy of the data herein. This data is provided for reference only and WITHOUT WARRANTY of any kind, expressed or inferred. Please contact your local municipality if you believe there are errors in the data.

[Privacy Policy](#)

[Send To Printer]

Parcel: 70-16-05-300-042

<b>Unit Information</b>	[collapse]
Holland Township	
<b>Property Address</b>	[collapse]
RANSOM ST (VAC) HOLLAND, MI 49424	
<b>Owner Information</b>	[collapse]
HOLLAND CHARTER TOWNSHIP 353 N 120TH AVE HOLLAND, MI 49424	<b>Unit:</b> 17
<b>Taxpayer Information</b>	[collapse]
SEE OWNER INFORMATION	
<b>Legal Information for 70-16-05-300-042</b>	[collapse]
PART OF SW 1/4 COM N 0D 14M 59S W 854.95 FT, N 88D 03M 34S W 119.53 FT, N'LY 37.86 FT ALG A 333 FT RAD CURVE TO RT (CHD BEARS N 02D 04M 27S W 37.84 FT) & N 01D 10M 59S W 749.52 FT FROM S 1/4 COR, TH N 88D 03M 34S W 1088.63 FT, N 0D 19M 37S W 992.42 FT, S 88D 14M 13S E 1115.64 FT TO E LI OF HALLACY DR, TH S 01D 17M 16S W TO BEG. SEC 5 T5N R15W	

General Information for 2007 Winter			
<b>School District:</b>	70070	<b>PRE/MBT %:</b>	100.0000
<b>Taxable Value:</b>	\$194,745	<b>Assessed Value:</b>	\$346,500
<b>Property Class:</b>	302		
<b>Tax Bill Number</b>		<b>Last Receipt Number:</b>	00090820
<b>Last Payment Date:</b>	12/10/2007	<b>Number Of Payments</b>	1
<b>Base Tax:</b>	\$1,354.86	<b>Base Paid:</b>	\$1,354.86
<b>Admin Fees:</b>	\$0.00	<b>Admin Fees Paid:</b>	\$0.00
<b>Interest Fees:</b>	\$0.00	<b>Interest Fees Paid</b>	\$0.00
<b>Total Tax &amp; Fees:</b>	\$1,354.86	<b>Total Paid:</b>	\$1,354.86

## Tax Bill Breakdown for 2007 Winter

Taxing Authority	Millage Rate	Amount	Amount Paid
TOWNSHIP-OTHER	4.888900	\$952.08	\$952.08
TOWNSHIP-LIBRARY	1.311100	\$255.33	\$255.33
OTTAWA CO-E911	0.440700	\$85.82	\$85.82
OTTAWA CO-PARKS	0.316500	\$61.63	\$61.63
Admin Fees:		\$0.00	\$0.00
Interest Fees:		\$0.00	\$0.00
<b>Totals:</b>	<b>6.957200</b>	<b>\$1,354.86</b>	<b>\$1,354.86</b>

Parcel: 70-16-05-300-042

**\*\*Disclaimer:** BS&A Software provides this Web Site as a way for municipalities to display information online and is not responsible for the content or accuracy of the data herein. This data is provided for reference only and WITHOUT WARRANTY of any kind, expressed or inferred. Please contact your local municipality if you believe there are errors in the data.

[Privacy Policy](#)

[Send To Printer]

Parcel: 70-16-05-300-042

<b>Unit Information</b>	[collapse]
Holland Township	

<b>Property Address</b>	[collapse]
RANSOM ST (VAC) HOLLAND, MI 49424	

<b>Owner Information</b>	[collapse]
HOLLAND CHARTER TOWNSHIP 353 N 120TH AVE HOLLAND, MI 49424	<b>Unit:</b> 17

<b>Taxpayer Information</b>	[collapse]
SEE OWNER INFORMATION	

<b>Legal Information for 70-16-05-300-042</b>	[collapse]
PART OF SW 1/4 COM N 0D 14M 59S W 854.95 FT, N 88D 03M 34S W 119.53 FT, N'LY 37.86 FT ALG A 333 FT RAD CURVE TO RT (CHD BEARS N 02D 04M 27S W 37.84 FT) & N 01D 10M 59S W 749.52 FT FROM S 1/4 COR, TH N 88D 03M 34S W 1088.63 FT, N 0D 19M 37S W 992.42 FT, S 88D 14M 13S E 1115.64 FT TO E LI OF HALLACY DR, TH S 01D 17M 16S W TO BEG. SEC 5 T5N R15W	

<b>General Information for 2007 Summer</b>			
<b>School District:</b>	70070	<b>PRE/MBT %:</b>	100.0000
<b>Taxable Value:</b>	\$194,745	<b>Assessed Value:</b>	\$346,500
<b>Property Class:</b>	302		
<b>Tax Bill Number</b>		<b>Last Receipt Number:</b>	00094346
<b>Last Payment Date:</b>	08/03/2007	<b>Number Of Payments</b>	1
<b>Base Tax:</b>	\$4,288.93	<b>Base Paid:</b>	\$4,288.93
<b>Admin Fees:</b>	\$0.00	<b>Admin Fees Paid:</b>	\$0.00
<b>Interest Fees:</b>	\$0.00	<b>Interest Fees Paid</b>	\$0.00
<b>Total Tax &amp; Fees:</b>	\$4,288.93	<b>Total Paid:</b>	\$4,288.93

**Tax Bill Breakdown for 2007 Summer**

Taxing Authority	Millage Rate	Amount	Amount Paid
STATE EDUCATION	6.000000	\$1,168.47	\$1,168.47
OTTAWA AREA ISD	5.523400	\$1,075.65	\$1,075.65
OTTAWA CO-OPER	3.600000	\$701.08	\$701.08
DEBT SERVICE	6.250000	\$1,217.15	\$1,217.15
SCHOOL OPERATING	18.000000	\$0.00	\$0.00
BUILDING & SITE	0.300000	\$58.42	\$58.42
Macatawa Express	0.350000	\$68.16	\$68.16
Admin Fees:		\$0.00	\$0.00
Interest Fees:		\$0.00	\$0.00
<b>Totals:</b>	<b>40.023400</b>	<b>\$4,288.93</b>	<b>\$4,288.93</b>

Parcel: 70-16-05-300-042

**\*\*Disclaimer:** BS&A Software provides this Web Site as a way for municipalities to display information online and is not responsible for the content or accuracy of the data herein. This data is provided for reference only and WITHOUT WARRANTY of any kind, expressed or inferred. Please contact your local municipality if you believe there are errors in the data.

[Privacy Policy](#)

[Send To Printer]

Parcel: 70-16-05-300-042

Unit Information	[collapse]
Holland Township	

Property Address	[collapse]
RANSOM ST (VAC) HOLLAND, MI 49424	

Owner Information	[collapse]
HOLLAND CHARTER TOWNSHIP 353 N 120TH AVE HOLLAND, MI 49424	Unit: 17

Taxpayer Information	[collapse]
SEE OWNER INFORMATION	

Legal Information for 70-16-05-300-042	[collapse]
PART OF SW 1/4 COM N 0D 14M 59S W 854.95 FT, N 88D 03M 34S W 119.53 FT, N'LY 37.86 FT ALG A 333 FT RAD CURVE TO RT (CHD BEARS N 02D 04M 27S W 37.84 FT) & N 01D 10M 59S W 749.52 FT FROM S 1/4 COR, TH N 88D 03M 34S W 1088.63 FT, N 0D 19M 37S W 992.42 FT, S 88D 14M 13S E 1115.64 FT TO E LI OF HALLACY DR, TH S 01D 17M 16S W TO BEG. SEC 5 T5N R15W	

General Information for 2006 Winter			
<b>School District:</b>	70070	<b>PRE/MBT %:</b>	100.0000
<b>Taxable Value:</b>	\$187,797	<b>Assessed Value:</b>	\$346,500
<b>Property Class:</b>	302		
<b>Tax Bill Number</b>		<b>Last Receipt Number:</b>	00087601
<b>Last Payment Date:</b>	02/12/2007	<b>Number Of Payments</b>	1
<b>Base Tax:</b>	\$1,544.39	<b>Base Paid:</b>	\$1,544.39
<b>Admin Fees:</b>	\$0.00	<b>Admin Fees Paid:</b>	\$0.00
<b>Interest Fees:</b>	\$0.00	<b>Interest Fees Paid</b>	\$0.00
<b>Total Tax &amp; Fees:</b>	\$1,544.39	<b>Total Paid:</b>	\$1,544.39

## Tax Bill Breakdown for 2006 Winter

Taxing Authority	Millage Rate	Amount	Amount Paid
TOWNSHIP-OTHER	4.988900	\$936.90	\$936.90
TOWNSHIP-LIBRARY	1.311100	\$246.22	\$246.22
OTTAWA CO-OPER	1.166600	\$219.08	\$219.08
OTTAWA CO-E911	0.440700	\$82.76	\$82.76
OTTAWA CO-PARKS	0.316500	\$59.43	\$59.43
Admin Fees:		\$0.00	\$0.00
Interest Fees:		\$0.00	\$0.00
<b>Totals:</b>	<b>8.223800</b>	<b>\$1,544.39</b>	<b>\$1,544.39</b>

Parcel: 70-16-05-300-042

**\*\*Disclaimer:** BS&A Software provides this Web Site as a way for municipalities to display information online and is not responsible for the content or accuracy of the data herein. This data is provided for reference only and WITHOUT WARRANTY of any kind, expressed or inferred. Please contact your local municipality if you believe there are errors in the data.

[Privacy Policy](#)



[Send To Printer]

Parcel: 70-16-05-300-042

Unit Information	[collapse]
Holland Township	

Property Address	[collapse]
RANSOM ST (VAC) HOLLAND, MI 49424	

Owner Information	[collapse]
HOLLAND CHARTER TOWNSHIP 353 N 120TH AVE HOLLAND, MI 49424	Unit: 17

Taxpayer Information	[collapse]
SEE OWNER INFORMATION	

Legal Information for 70-16-05-300-042	[collapse]
PART OF SW 1/4 COM N 0D 14M 59S W 854.95 FT, N 88D 03M 34S W 119.53 FT, N'LY 37.86 FT ALG A 333 FT RAD CURVE TO RT (CHD BEARS N 02D 04M 27S W 37.84 FT) & N 01D 10M 59S W 749.52 FT FROM S 1/4 COR, TH N 88D 03M 34S W 1088.63 FT, N 0D 19M 37S W 992.42 FT, S 88D 14M 13S E 1115.64 FT TO E LI OF HALLACY DR, TH S 01D 17M 16S W TO BEG. SEC 5 T5N R15W	

General Information for 2006 Summer			
<b>School District:</b>	70070	<b>PRE/MBT %:</b>	100.0000
<b>Taxable Value:</b>	\$187,797	<b>Assessed Value:</b>	\$346,500
<b>Property Class:</b>	302		
<b>Tax Bill Number</b>		<b>Last Receipt Number:</b>	00090799
<b>Last Payment Date:</b>	09/14/2006	<b>Number Of Payments</b>	1
<b>Base Tax:</b>	\$3,585.53	<b>Base Paid:</b>	\$3,585.53
<b>Admin Fees:</b>	\$0.00	<b>Admin Fees Paid:</b>	\$0.00
<b>Interest Fees:</b>	\$0.00	<b>Interest Fees Paid</b>	\$0.00
<b>Total Tax &amp; Fees:</b>	\$3,585.53	<b>Total Paid:</b>	\$3,585.53

## Tax Bill Breakdown for 2006 Summer

Taxing Authority	Millage Rate	Amount	Amount Paid
STATE EDUCATION	6.000000	\$1,126.78	\$1,126.78
OTTAWA AREA ISD	4.209300	\$790.49	\$790.49
OTTAWA CO-OPER	2.333400	\$438.20	\$438.20
DEBT SERVICE	6.250000	\$1,173.73	\$1,173.73
SCHOOL OPERATING	18.000000	\$0.00	\$0.00
BUILDING & SITE	0.300000	\$56.33	\$56.33
Admin Fees:		\$0.00	\$0.00
Interest Fees:		\$0.00	\$0.00
<b>Totals:</b>	<b>37.092700</b>	<b>\$3,585.53</b>	<b>\$3,585.53</b>

Parcel: 70-16-05-300-042

**\*\*Disclaimer:** BS&A Software provides this Web Site as a way for municipalities to display information online and is not responsible for the content or accuracy of the data herein. This data is provided for reference only and WITHOUT WARRANTY of any kind, expressed or inferred. Please contact your local municipality if you believe there are errors in the data.

[Privacy Policy](#)

**Owner Identification**

Owner Name 1: HOLLAND CHARTER TOWNSHIP  
 Owner Name 2:  
 Mailing Address: 353 N 120TH AVE  
 Mailing City, State, Zip: HOLLAND, MI 49424  
 Last Update From Local Unit: 07/09/2010

**Tax Payer Identification**

Tax Payer Name 1:  
 Tax Payer Name 2:  
 Mailing Address:  
 Mailing City, State, Zip:  
 Last Update From Local Unit: 07/09/2010

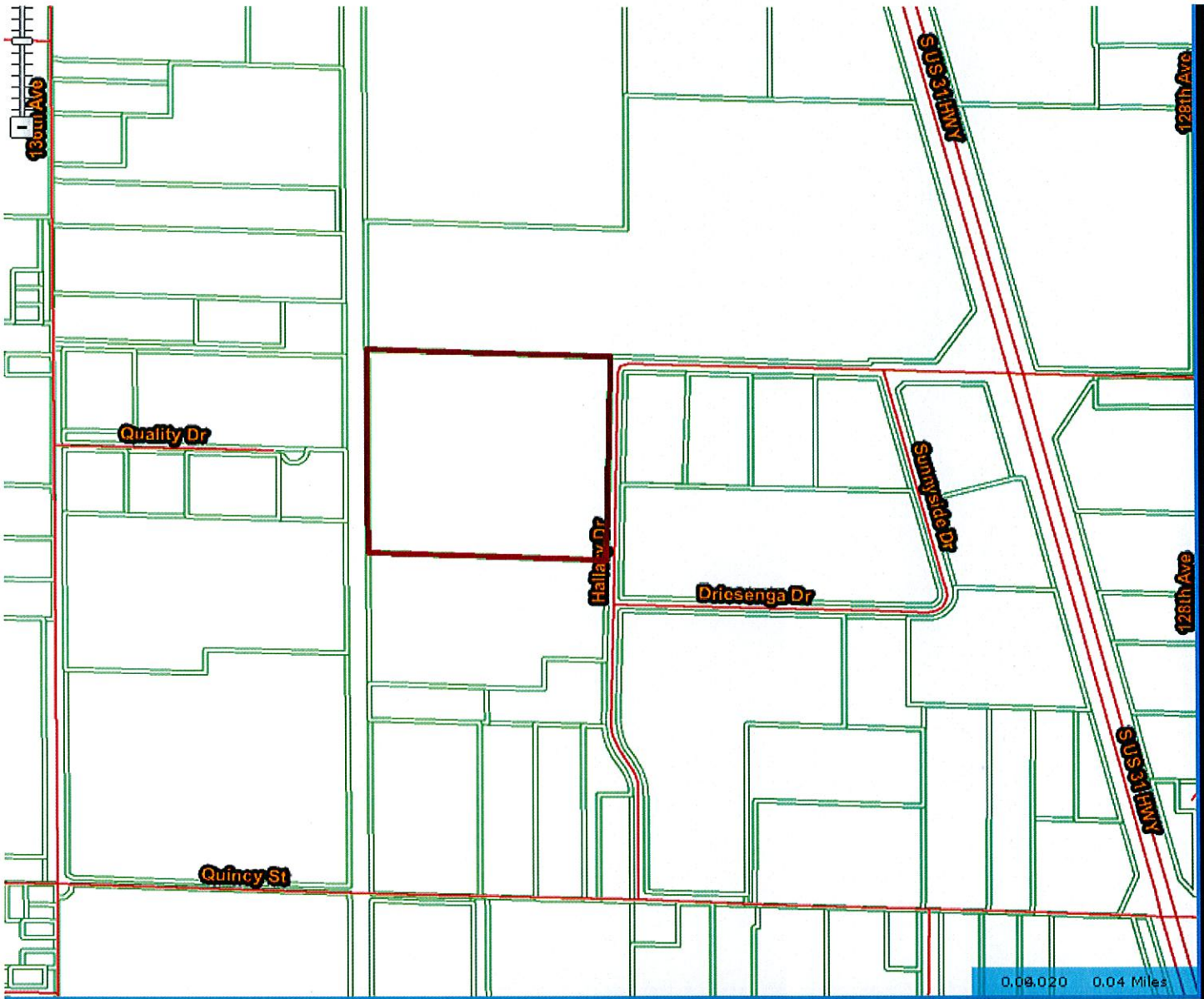
**Assessed Values**

Assessed values, taxable values and Principle Residence/Qualified Ag. Exemption status displayed on miOttawa are compiled from the local city and township assessors and include order changes (MTT, Board of Review etc.) received from the local unit. More recent changes should be verified with appropriate local assessors.

Year	State Equalized Value	Taxable Value	PRE/QA Exemption Status
2010	0	0	100%
2009	0	0	100%
2008	0	0	100%
2007	346,500	194,745	100%
2006	346,500	187,797	100%

**Tax Description**

PART OF SW 1/4 COM N 0D 14M 59S W 854.95 FT, N 88D 03M 34S W 119.53 FT, N'LY 37.86 FT ALG A 333 FT RAD CURVE TO RT (CHD BEARS N 02D 04M 27S W 37.84 FT) & N 01D 10M 59S W 749.52 FT FROM S 1/4 COR, TH N 88D 03M 34S W 1088.63 FT, N 0D 19M 37S W 992.42 FT, S 88D 14M 13S E 1115.64 FT TO E LI OF HALLACY DR, TH S 01D 17M 16S W TO BEG. SEC 5 T5N R15W



the  
rec  
int  
ple  
Se  
the  
op  
bo  
lay  
lay  
ma  
a c

0.08, 0.020 0.04 Miles

# Action Request



**Committee:** Board of Commissioners

**Meeting Date:** 9/28/2010

**Requesting Department:** Human Resources

**Submitted By:** Marie Waalkes

**Agenda Item:** Community Mental Health Personnel Request to Increase a .6 FTE Unclassified, Paygrade 7E to 1 FTE Unclassified, Paygrade 7E

## SUGGESTED MOTION:

To approve the request from Community Mental Health to increase a .6 FTE Program Coordinator - Evidence Based Practices (Unclassified, Paygrade 7E) to 1 FTE Program Coordinator - EBP (Unclassified, Paygrade 7E) at a cost of \$41,434.00. Funding to come from State Medicaid funds.

## SUMMARY OF REQUEST:

To assist in the continued development and evaluation of programs necessary as CMHOC confronts continued budget cuts and potential mandated changes in service delivery. Development of Evidence Based programs and services along with evaluation of existing programs and development of tools to measure program effectiveness and fidelity. This position will be responsible for coordinating the organization's clinical outcome matrix and evidence based practice data collection and analysis. Analysis and understanding of this information will assist the agency to measure progress of goals and help make decisions about treatment modalities and assessment.

## FINANCIAL INFORMATION:

Total Cost: \$41,434.00      General Fund Cost: (\$0.00)      Included in Budget:     Yes     No

If not included in budget, recommended funding source:

## ACTION IS RELATED TO AN ACTIVITY WHICH IS:

Mandated       Non-Mandated       New Activity

## ACTION IS RELATED TO STRATEGIC PLAN:

Goal:

3: To Contribute to a Healthy Physical, Economic, & Community Environment.

4: To Continually Improve the County's Organization and Services.

Objective:

4: Continue initiatives to positively impact the community.

2: Prioritize mandated and discretionary services.

**ADMINISTRATION RECOMMENDATION:**     Recommended     Not Recommended     Without Recommendation

County Administrator: **Alan G. Vanderberg**

Digitally signed by Alan G. Vanderberg  
DN: cn=Alan G. Vanderberg, ou=County of Ottawa, ou=Administrator's Office, email=avanderberg@ottawacounty.org  
Reason: I am approving this document  
Date: 2010.09.16 13:22:53 -0400

Committee/Governing/Advisory Board Approval Date: Finance and Administration Committee 9/21/2010

**COUNTY OF OTTAWA**  
**2011 REGULAR FULL-TIME OR PART-TIME (BENEFITED) POSITION**  
**REQUEST FORM**

*Please Print Form and Return to the Fiscal Services Department*

**POSITION TITLE:** Program Coordinator - EBP      **FUND/DEPARTMENT NUMBER:** 2220

**CHECK ONE:**       New Position:      Number of hours per week requested: \_\_\_\_\_  
 Expansion of Existing Hours:      From: 24 To: 40 per week

**GENERAL INFORMATION:**

1. Bargaining Unit:

2. Proposed Pay Grade:

3. Briefly describe the functions of this position:  
Development of Evidence Based programs and services along with evaluation of existing programs and development of tools to measure program effectiveness and fidelity.
4. Describe the justification for this position (Provide supporting documentation if appropriate.)  
Continued development and evaluation of programs is necessary as CMHOC confronts continued budget cuts and potential mandated changes in service delivery
5. Please identify the goals in the Board of Commissioners' Strategic Plan that this position will help to fulfill.  
To contribute to a healthy physical, economic and community environment.
6. Will the job functions of this position be for mandated or discretionary functions of the department?  
Mandated
7. How will this position specifically impact the department's performance measurements and what process will be used to measure the outcomes?  
This position will be responsible for coordinating the organization's clinical outcome matrix and evidence based practice data collection and analysis. Analysis and understanding of this information will assist the agency to measure progress of goals and help to make decisions about treatment modalities and assessment.

(If the position being requested does not have an existing job description, please attach a description of anticipated duties.)

**COST INFORMATION:**

ESTIMATED SALARY COST FOR THE BUDGET YEAR:

ESTIMATED FRINGE BENEFIT COSTS FOR THE BUDGET YEAR:

ESTIMATED COST OF EQUIPMENT NEEDED IN CONJUNCTION WITH POSITION:   
*(If equipment is required, please complete an equipment request form and indicate it is for a new position.)*

SIGNED: \_\_\_\_\_ DATE: \_\_\_\_\_

**BUDGET DATA:** \_\_\_\_\_  
Fiscal Services Department Use Only

**CONTROL #:** \_\_\_\_\_  
Fiscal Services Department Use Only

County of Ottawa  
 2220 Mental Health  
 2011 Budget

Employee Name	Union cod	W/C code	FTE	Salaries Permanent	FICA	Hospi- talization	OPEB	Life	Retirement	Dental	W/C	Unemploymer	Optical	Disability	Total Fringes	Total Salaries & fringes
Lubbers - 40hrs/wk	15	8810	1.0000	\$69,941	\$5,350	\$14,138	\$856	\$233	\$11,659	\$726	\$16	\$198	\$167	\$302	\$33,645	\$103,586
Lubbers - 24hrs/wk	15	8810	-0.6000	-\$41,964	-\$3,210	-\$8,483	-\$514	-\$140	-\$6,995	-\$436	-\$10	-\$119	-\$100	-\$181	-\$20,188	-\$62,152
Difference			0.4000	\$27,977	\$2,140	\$5,655	\$342	\$93	\$4,664	\$290	\$6	\$79	\$67	\$121	\$13,457	\$41,434

7040.0000 7150.0000 7160.0000 7160.0020 7170.0000 7180.0000 7190.0000 7200.0000 7220.0000 7230.0000 7240.0000

# Action Request



**Committee:** Board of Commissioners

**Meeting Date:** 9/28/2010

**Requesting Department:** Human Resources

**Submitted By:** Marie Waalkes

**Agenda Item:** Public Health Personnel Request to Eliminate a .9 LPN (Group T Paygrade 09) and to create a .6 Community Health Nurse (MNA)

## SUGGESTED MOTION:

To approve the request from Public Health to eliminate (1) .9 FTE LPN (Group T Paygrade 09) and to create (1) .6 FTE Community Health Nurse (MNA Paygrade G Step) at a savings of \$7,598.

## SUMMARY OF REQUEST:

To provide services for the following needs: conduct daily CD investigations, to respond to community wide outbreaks, investigation, preventative education, diagnosis and treatment/vaccinations; to coordinate Health Alerts and Talking Points based on CDC's recommendation to give guidance to local physicians, schools and community members; to communicate mandated reportable diseases directly to the MDCH and to utilize surveillance systems to collect data to monitor pattern of infection and health threats for potential disease outbreaks.

## FINANCIAL INFORMATION:

Total Cost: \$47,819.00 | General Fund Cost: \$47,819.00 | Included in Budget:  Yes |  No

If not included in budget, recommended funding source: NOTE: This results in an overall savings of \$7,598.

## ACTION IS RELATED TO AN ACTIVITY WHICH IS:

Mandated |  Non-Mandated |  New Activity

## ACTION IS RELATED TO STRATEGIC PLAN:

Goal:

3: To Contribute to a Healthy Physical, Economic, & Community Environment.

4: To Continually Improve the County's Organization and Services.

Objective:

4: Continue initiatives to positively impact the community.

2: Prioritize mandated and discretionary services.

**ADMINISTRATION RECOMMENDATION:**  Recommended |  Not Recommended |  Without Recommendation

County Administrator: Alan G. Vanderberg

Digitally signed by Alan G. Vanderberg  
DN: cn=Alan G. Vanderberg, o=CD, ou=County of Ottawa, ou=Administrator's Office, email=avanderberg@ottawacounty.org  
Reason: I am approving this document  
Date: 2010.09.16 13:26:11 -0400

Committee/Governing/Advisory Board Approval Date: Finance and Administration Committee 9/21/2010

**COUNTY OF OTTAWA**  
**2011 REGULAR FULL-TIME OR PART-TIME (BENEFITED) POSITION**  
**REQUEST FORM**

*Please Print Form and Return to the Fiscal Services Department*

**POSITION TITLE:** Community Health Nurse

**FUND/DEPARTMENT NUMBER:**

**CHECK ONE:**

- New Position: Number of hours per week requested: 24  
 Expansion of Existing Hours: From: \_\_\_\_\_ To: \_\_\_\_\_ per week

**GENERAL INFORMATION:**

1. Bargaining Unit:

2. Proposed Pay Grade:

3. Briefly describe the functions of this position:

A CHN on the Communicable Disease team will provide services for the following needs: Conduct daily CD investigation. Capacity to respond to community wide outbreaks, investigation, preventative education, diagnosis and treatment/vaccination. Coordination of Health Alerts and Talking Points based on CDC's recommendations to give guidance to local physicians, schools and community members. Communicate mandated reportable diseases directly to the MDCH. Utilize surveillance systems to collect data to monitor pattern of infection and health threats for potential disease outbreaks.

4. Describe the justification for this position (Provide supporting documentation if appropriate.)

After careful evaluation of the CD team's capacity and the Health Department's need for emergent disease investigation and surveillance, it has been determined that a CHN has the ability to function independently and has a broader scope of practice than an LPN. The LPN does not possess the qualifications, education or licensure to perform the above tasks independently.

5. Please identify the goals in the Board of Commissioners' Strategic Plan that this position will help to fulfill.

3. To contribute to a healthy physical, economic and community environment.

4. To continually improve the County's organization and services.

6. Will the job functions of this position be for mandated or discretionary functions of the department?

Mandated

7. How will this position specifically impact the department's performance measurements and what process will be used to measure the outcomes?

To minimize the spread of communicable diseases; reported CD cases will be investigated to confirm the diagnosis; Measures: the # of reported cases of Pertussis will be less than 10; 100% of reported CD cases will be completed and filed with MDSS within 30 days; 100% of reported active TB cases will be investigated and diagnosed. Confirmed cases will receive prevention, education and treatment; Measures: 100% of confirmed CD/TB cases will receive prevention, education and treatment; 100% of reported "close contacts" will receive surveillance, education and treatment if necessary.

(If the position being requested does not have an existing job description, please attach a description of anticipated duties.)

**COST INFORMATION:**

ESTIMATED SALARY COST FOR THE BUDGET YEAR:

ESTIMATED FRINGE BENEFIT COSTS FOR THE BUDGET YEAR:

ESTIMATED COST OF EQUIPMENT NEEDED IN CONJUNCTION WITH POSITION:

*(If equipment is required, please complete an equipment request form and indicate it is for a new position.)*



SIGNED: \_\_\_\_\_ DATE: \_\_\_\_\_

**BUDGET DATA:** \_\_\_\_\_  
Fiscal Services Department Use Only

**CONTROL #:** \_\_\_\_\_  
Fiscal Services Department Use Only

County of Ottawa  
 2210 Public Health  
 2011 Budget

Employee Name	Union cod	W/C code	FTE	Salaries Permanent	FICA	Hospi- talization	OPEB	Life	Retirement	Dental	W/C	Unemploymer	Optical	Disability	Total Fringes	Total Salaries & fringes
Community Health Nurse	9	8833	0.6000	\$32,579	\$2,492	\$8,483	\$514	\$72	\$2,857	\$436	\$53	\$92	\$100	\$141	\$15,240	\$47,819
Licensed Practical Nurse	12	8833	-0.9000	-\$34,926	-\$2,672	-\$12,724	-\$771	-\$78	-\$3,136	-\$653	-\$57	-\$99	-\$150	-\$151	-\$20,491	-\$55,417
Difference			-0.3000	-\$2,347	-\$180	-\$4,241	-\$257	-\$6	-\$279	-\$217	-\$4	-\$7	-\$50	-\$10	-\$5,251	-\$7,598

7040.0000 7150.0000 7160.0000 7170.0000 7180.0000 7190.0000 7200.0000 7220.0000 7230.0000 7240.0000

# Action Request



**Committee:** Board of Commissioners

**Meeting Date:** 9/28/2010

**Requesting Department:** Human Resources

**Submitted By:** Marie Waalkes

**Agenda Item:** Tuition Reimbursement

## SUGGESTED MOTION:

To approve the recommendation to suspend Tuition Reimbursement for the year 2011 and to review this recommendation in 2011 for the 2012 budget year

## SUMMARY OF REQUEST:

Request is to continue to suspend the Tuition Reimbursement Program for the 2011 budget year in response to the current budget situation.

## FINANCIAL INFORMATION:

Total Cost: \$0.00      General Fund Cost: \$0.00      Included in Budget:     Yes     No

If not included in budget, recommended funding source:

## ACTION IS RELATED TO AN ACTIVITY WHICH IS:

Mandated       Non-Mandated       New Activity

## ACTION IS RELATED TO STRATEGIC PLAN:

Goal: 1: To Maintain and Improve the Strong Financial Position of the County.

Objective: 2: Implement processes and strategies to deal with operational budget deficits.

**ADMINISTRATION RECOMMENDATION:**     Recommended     Not Recommended     Without Recommendation

County Administrator: **Alan G. Vanderberg**

Digitally signed by Alan G. Vanderberg  
DN: cn=Alan G. Vanderberg, o=US, ou=County of Ottawa, ou=Administrator's Office, email=avanderberg@mottawa.org  
Reason: I am approving this document  
Date: 2010.09.16 13:27:54 -0500

Committee/Governing/Advisory Board Approval Date: Finance and Administration Committee 9/21/2010

# Action Request



**Committee:** Board of Commissioners

**Meeting Date:** 09/28/2010

**Requesting Department:** Human Resources

**Submitted By:** Marie Waalkes

**Agenda Item:** Benefit Adjustments for County and Court Unclassified and Group T Employees for 2011

## SUGGESTED MOTION:

To approve a 0% wage increase for County and Court Unclassified (Excluding Elected Officials, Judges and the Board of Commissioners) and Group T Employees for 2011.

## SUMMARY OF REQUEST:

This recommendation is to freeze wages for County and Court Unclassified and Group T Employees at 2010 wage levels. This would not effect any step increases due throughout the 2011 budget year. The wage adjustments for 2011 and 2012 for the Elected Officials and the Board of Commissioners was completed by the Officer's Compensation Committee and approved by the Board of Commissioners on July 27, 2010.

## FINANCIAL INFORMATION:

Total Cost: \$0.00      General Fund Cost: \$0.00      Included in Budget:     Yes     No

If not included in budget, recommended funding source:

## ACTION IS RELATED TO AN ACTIVITY WHICH IS:

Mandated       Non-Mandated       New Activity

## ACTION IS RELATED TO STRATEGIC PLAN:

Goal:

1: To Maintain and Improve the Strong Financial Position of the County.

Objective:

2: Implement processes and strategies to deal with operational budget deficits.

**ADMINISTRATION RECOMMENDATION:**     Recommended     Not Recommended     Without Recommendation

County Administrator: **Alan G. Vanderberg**

Digitally signed by Alan G. Vanderberg  
DN: cn=Alan G. Vanderberg, c=US, o=County of Ottawa, ou=Administrator's Office, email=avanderberg@miottawa.org  
Reason: I am approving this document.  
Date: 2010.09.16 13:30:50 -0400

Committee/Governing/Advisory Board Approval Date: Finance and Administration Committee 9/21/2010

**COUNTY OF OTTAWA**  
**GENERAL FUND COMPARATIVE ANALYSIS**  
**ACTUAL 2006 - 2009**  
**BUDGET 2010 & 2011**

**REVENUES**

DEPT	DEPARTMENT NAME	ACTUAL 2009	ADOPTED BUDGET 2010	CURRENT	AMENDED BUDGET 2010	2011 BUDGET	2011 BUDGET
				YEAR 2010 ESTIMATED		PROPOSED BY DEPARTMENT	PROPOSED BY ADMINISTRATOR/ FISCAL SERV DIRECTOR
1310	Circuit Court	\$226,731	\$243,700	\$231,200	\$243,700	\$548,100	\$249,350
1360	District Court	\$2,889,338	\$3,124,000	\$3,301,421	\$3,179,006	\$3,958,654	\$3,558,600
1361	District Court SCAO Drug Court Grant	\$0	\$0	\$0	\$0	\$0	\$0
1370	Drug Court Planning	\$26,000	\$0	\$27,273	\$32,273	\$0	\$0
1371	SCAO Adult Drug Court Grant	\$0	\$0	\$0	\$0	\$0	\$0
1373	State Justice Institute	\$0	\$0	\$30,000	\$30,000	\$0	\$0
1380	Circuit Court Strategic Planning Initiative	\$52,073	\$0	\$42,596	\$42,596	\$0	\$0
1480	Probate Court	\$60,064	\$66,989	\$66,989	\$66,989	\$62,100	\$62,100
1490	Circuit Court - Juvenile Services	\$124,703	\$130,556	\$169,483	\$160,854	\$151,496	\$158,496
1491	Byrne Juvenile Drug Court Grant	\$0	\$0	\$0	\$0	\$0	\$0
1492	Juvenile Accountability Incentive Block Grant	\$10,254	\$0	\$18,739	\$18,739	\$0	\$0
1660	Family Counseling	\$23,505	\$20,000	\$22,000	\$20,000	\$27,000	\$23,000
1910	Elections	\$22,909	\$11,500	\$11,500	\$11,500	\$23,150	\$23,150
1920	Canvassing Board	\$0	\$100	\$100	\$100	\$100	\$100
2010	Fiscal Services	\$3,601,224	\$3,585,120	\$4,253,017	\$4,067,184	\$3,970,848	\$4,291,188
2120	Budget	\$0	\$0	\$0	\$0	\$0	\$0
2150	County Clerk	\$526,235	\$618,500	\$579,950	\$626,200	\$605,745	\$644,245
2250	Equalization	\$1,608	\$100	\$100	\$100	\$600	\$600
2290	Prosecuting Attorney	\$176,109	\$181,580	\$181,580	\$181,580	\$192,154	\$198,640
2330	Administrative Services	\$0	\$0	\$0	\$0	\$0	\$0
2360	Register of Deeds	\$1,593,248	\$1,365,200	\$1,532,000	\$1,365,200	\$1,415,320	\$1,521,500
2430	Property Description & Mapping	\$0	\$0	\$0	\$0	\$0	\$0
2450	Survey & Remonumentation	\$33,594	\$68,000	\$68,000	\$91,858	\$68,000	\$68,000
2530	County Treasurer	\$38,246,217	\$37,313,892	\$36,896,847	\$37,418,872	\$40,007,394	\$40,155,300
2570	Co-Op Extension	\$31,195	\$7,800	\$24,576	\$24,576	\$22,868	\$22,868
2590	Geographic Information Systems	\$96,981	\$94,450	\$99,450	\$94,450	\$94,450	\$104,450
2651	Facilities Maintce - Hudsonville Human Serv	\$63,269	\$69,333	\$69,281	\$69,333	\$67,707	\$66,359

**COUNTY OF OTTAWA**  
**GENERAL FUND COMPARATIVE ANALYSIS**  
**ACTUAL 2006 - 2009**  
**BUDGET 2010 & 2011**

**REVENUES**

DEPT	DEPARTMENT NAME	ACTUAL 2009	ADOPTED BUDGET 2010	CURRENT	AMENDED BUDGET 2010	2011 BUDGET	2011 BUDGET
				YEAR 2010 ESTIMATED		PROPOSED BY DEPARTMENT	PROPOSED BY ADMINISTRATOR/ FISCAL SERV DIRECTOR
2652	Facilities Maintce - Holland Human Serv	\$200,789	\$223,214	\$215,011	\$223,214	\$227,308	\$210,673
2653	Facilities Maintce - Fulton Street	\$67,679	\$79,557	\$79,481	\$79,766	\$80,210	\$74,908
2654	Facilities Maintce - Grand Haven Courthouse	\$0	\$0	\$0	\$0	\$0	\$0
2655	Facilities Maintce - Holland Health Facility	\$200,302	\$205,870	\$205,664	\$205,870	\$196,721	\$191,652
2658	Facilities Maintce - Grand Haven Health	\$136,876	\$153,727	\$150,639	\$153,955	\$212,388	\$146,334
2659	Facilities Maintce - CMH Facility	\$231,194	\$256,628	\$253,381	\$256,628	\$263,848	\$242,095
2660	Facilities Maintce - Coopersville	\$0	\$0	\$0	\$0	\$0	\$0
2665	Facilities Maintce - Juvenile Serv Complex	\$1,474,617	\$1,561,164	\$1,532,577	\$1,561,164	\$1,550,585	\$1,515,800
2667	Facilities Maintce - Administrative Annex	\$49,509	\$344,697	\$344,156	\$344,697	\$47,386	\$342,830
2668	Facilities Maintce - FIA	\$236,386	\$262,179	\$282,474	\$278,368	\$278,579	\$264,867
2750	Drain Commission	\$26,123	\$37,500	\$24,500	\$37,500	\$40,600	\$31,600
3020	Sheriff	\$225,653	\$183,028	\$226,011	\$192,810	\$225,000	\$239,000
3100	West Mi Enforcement Team - Operations	\$2,944	\$14,672	\$14,672	\$14,672	\$19,000	\$14,935
3112	COPS Allendale/Jenison	\$0	\$0	\$0	\$0	\$0	\$0
3113	COPS Holland/West Ottawa	\$55,026	\$65,812	\$67,331	\$65,812	\$70,386	\$67,439
3119	City of Coopersville	\$502,923	\$532,162	\$536,066	\$532,162	\$554,647	\$519,106
3120	City of Hudsonville	\$552,304	\$610,364	\$639,653	\$610,364	\$655,894	\$623,379
3130	Zoning Enforcement-Holland Twmsp	\$0	\$0	\$0	\$0	\$0	\$0
3160	Sheriff Curb Auto Theft (SCAT)	\$0	\$0	\$0	\$0	\$0	\$0
3170	Blendon/Holland/Robinson/Zeeland (CITE)	\$42,296	\$44,771	\$40,693	\$44,771	\$47,180	\$44,804
3200	Sheriff Training	\$27,511	\$30,000	\$30,000	\$30,000	\$30,000	\$30,000
3250	Central Dispatch	\$4,374,007	\$4,412,196	\$4,417,168	\$4,412,196	\$4,234,630	\$4,234,630
3310	Marine Safety	\$210,789	\$141,821	\$141,821	\$141,991	\$141,821	\$151,565
3510	Jail	\$769,334	\$875,773	\$849,412	\$875,773	\$763,647	\$841,939
3540	Local Corrections Academy Grant	\$0	\$0	\$0	\$0	\$0	\$0
3550	Excelling - Corr Env Grant	\$0	\$0	\$0	\$0	\$0	\$0
4260	Emergency Services	\$62,276	\$30,000	\$30,000	\$30,000	\$40,141	\$40,141

**COUNTY OF OTTAWA**  
**GENERAL FUND COMPARATIVE ANALYSIS**  
**ACTUAL 2006 - 2009**  
**BUDGET 2010 & 2011**

i:\f\b\2011 budget\balancing\ws1010cvs.xls  
9/23/2010 14:06

**REVENUES**

DEPT	DEPARTMENT NAME	ACTUAL 2009	ADOPTED BUDGET 2010	CURRENT	AMENDED BUDGET 2010	2011 BUDGET	2011 BUDGET
				YEAR 2010 ESTIMATED		PROPOSED BY DEPARTMENT	PROPOSED BY ADMINISTRATOR/ FISCAL SERV DIRECTOR
4262	Solution Area Planner Grant	\$93,853	\$0	\$10,500	\$20,875	\$0	\$0
4263	Haz Mat Response Team	\$38,720	\$29,055	\$28,613	\$29,055	\$34,176	\$34,175
4264	Training Grant	\$0	\$0	\$0	\$0	\$0	\$0
4265	Homeland Security Equipment Grant	\$0	\$60,000	\$81,775	\$81,775	\$60,000	\$60,000
6039	Jail Health Services	\$9,954	\$18,367	\$9,000	\$18,367	\$0	\$0
6300	Substance Abuse	\$944,420	\$1,000,944	\$1,000,944	\$1,000,944	\$956,755	\$956,755
6480	Medical Examiners	\$14,460	\$12,000	\$13,600	\$13,600	\$31,225	\$31,225
7210	Planning & Transportation	\$25,007	\$0	\$0	\$0	\$0	\$0
7211	Planner - Grants	\$441	\$0	\$0	\$0	\$0	\$30
7212	Road Salt Management	\$0	\$0	\$0	\$0	\$0	\$0
9300	Transfers In Control	\$5,299,447	\$5,761,213	\$4,761,213	\$5,761,213	\$423,889	\$442,351
<b>TOTAL REVENUE</b>		<b>\$63,680,097</b>	<b>\$63,847,534</b>	<b>\$63,612,457</b>	<b>\$64,762,652</b>	<b>\$62,401,702</b>	<b>\$62,500,179</b>

**COUNTY OF OTTAWA**  
**GENERAL FUND COMPARATIVE ANALYSIS**  
**ACTUAL 2008 & 2009**  
**BUDGET 2010 & 2011**

**EXPENDITURES**

DEPT	DEPARTMENT NAME	ACTUAL 2009	ADOPTED BUDGET 2010	CURRENT	AMENDED	2011 BUDGET	2011 BUDGET
				YEAR 2010 ESTIMATED	BUDGET 2010	PROPOSED BY DEPARTMENT	PROPOSED BY ADMINISTRATOR/ FISCAL SERV DIRECTOR
1010	Commissioners	\$539,273	\$528,829	\$530,719	\$529,929	\$510,942	\$463,493
1290	Tax Allocation Board	\$1,210	\$1,425	\$1,425	\$1,535	\$3,735	\$8,026
1310	Circuit Court	\$2,129,694	\$2,206,563	\$2,100,298	\$2,210,906	\$2,368,416	\$2,448,013
1360	District Court	\$6,043,707	\$5,972,118	\$6,032,360	\$5,966,225	\$6,357,401	\$6,118,516
1361	District Court SCAO Drug Court Grant	\$0	\$0	\$0	\$0	\$0	\$0
1370	Drug Court Planning	\$902	\$0	\$20,583	\$32,273	\$0	\$0
1371	SCAO Adult Drug Court Grant	\$0	\$0	\$0	\$0	\$0	\$0
1373	State Justice Institute	\$0	\$0	\$33,000	\$33,000	\$0	\$0
1380	Circuit Court Strategic Planning Initiative	\$50,679	\$0	\$42,596	\$42,596	\$0	\$0
1480	Probate Court	\$773,903	\$805,344	\$775,763	\$809,811	\$807,418	\$759,840
1490	Circuit Court - Juvenile Services	\$826,100	\$818,088	\$790,915	\$843,943	\$737,637	\$828,799
1491	Byrne Juvenile Drug Court Grant	\$0	\$0	\$0	\$0	\$0	\$0
1492	Juvenile Accountability Block Grant	\$11,395	\$0	\$20,820	\$20,820	\$0	\$0
1520	Adult Probation	\$64,621	\$78,101	\$78,341	\$78,451	\$136,167	\$132,924
1660	Family Counseling	\$38,530	\$35,645	\$35,645	\$35,645	\$0	\$27,086
1670	Jury Board	\$3,530	\$11,020	\$11,020	\$11,020	\$5,650	\$4,640
1910	Elections	\$76,813	\$265,168	\$241,158	\$251,688	\$105,008	\$106,413
1920	Canvassing Board	\$0	\$6,000	\$6,000	\$6,000	\$960	\$960
2010	Fiscal Services	\$1,277,390	\$1,201,973	\$1,236,407	\$1,271,773	\$1,343,524	\$1,270,623
2020	Auditing	\$0	\$0	\$0	\$0	\$0	\$0
2100	Corporate Counsel	\$212,299	\$211,735	\$215,711	\$215,002	\$222,450	\$211,646
2120	Budget	\$0	\$0	\$0	\$0	\$0	\$0
2150	County Clerk	\$1,674,810	\$1,630,524	\$1,647,411	\$1,638,224	\$1,757,118	\$1,626,259
2230	Administrator	\$427,489	\$455,119	\$414,384	\$455,344	\$424,345	\$414,781
2250	Equalization	\$1,026,795	\$1,019,446	\$1,039,462	\$1,026,701	\$1,105,010	\$1,018,458
2260	Human Resources	\$553,384	\$563,197	\$572,099	\$620,434	\$559,871	\$518,321
2290	Prosecuting Attorney	\$3,204,689	\$3,314,218	\$3,295,011	\$3,312,595	\$3,274,975	\$3,295,099
2330	Administrative Services	\$0	\$0	\$0	\$0	\$0	\$0
2360	Register of Deeds	\$665,015	\$663,726	\$673,217	\$678,919	\$687,648	\$656,011



**COUNTY OF OTTAWA  
GENERAL FUND COMPARATIVE ANALYSIS  
ACTUAL 2008 & 2009  
BUDGET 2010 & 2011**

**EXPENDITURES**

DEPT	DEPARTMENT NAME	ACTUAL 2009	ADOPTED BUDGET 2010	CURRENT	AMENDED BUDGET 2010	2011 BUDGET	2011 BUDGET
				YEAR 2010 ESTIMATED		PROPOSED BY DEPARTMENT	PROPOSED BY ADMINISTRATOR/ FISCAL SERV DIRECTOR
2430	Property Description & Mapping	\$0	\$0	\$0	\$0	\$0	\$0
2450	Survey & Remonumentation	\$349,931	\$160,732	\$85,752	\$92,058	\$107,187	\$68,027
2470	Plat Board	\$473	\$2,731	\$2,731	\$2,736	\$2,283	\$2,368
2530	County Treasurer	\$867,803	\$884,429	\$853,699	\$884,979	\$900,376	\$839,948
2570	Co-Op Extension	\$538,911	\$366,478	\$396,359	\$393,943	\$401,176	\$369,242
2590	Geographic Information System	\$486,373	\$505,095	\$505,495	\$505,095	\$523,826	\$496,224
2610	Building Authority	\$866	\$2,250	\$2,250	\$2,250	\$1,460	\$1,460
2651	Facilities Maintce - Hudsonville Human Ser	\$170,008	\$178,555	\$178,555	\$177,853	\$173,508	\$169,189
2652	Facilities Maintce - Holland Human Serv	\$184,246	\$198,867	\$190,867	\$198,427	\$197,156	\$186,529
2653	Facilities Maintce - Fulton Street	\$63,005	\$71,141	\$71,141	\$71,203	\$71,870	\$66,568
2654	Facilities Maintce - Grand Haven	\$703,836	\$700,572	\$665,461	\$672,468	\$618,142	\$608,236
2655	Facilities Maintce - Holland Health Facility	\$203,596	\$205,664	\$205,664	\$205,089	\$196,721	\$188,094
2656	Facilities Maintce - Holland District Court	\$224,700	\$225,405	\$207,405	\$225,334	\$209,143	\$206,322
2657	Facilities Maintce - Jail	\$0	\$0	\$0	\$0	\$0	\$0
2658	Facilities Maintce - Grand Haven Health	\$65,869	\$79,671	\$76,671	\$79,808	\$138,420	\$132,116
2659	Facilities Maintce - CMH Facility	\$184,893	\$201,961	\$198,961	\$201,658	\$196,303	\$187,675
2660	Facilities Maintce - Coopersville	\$34,828	\$29,843	\$26,793	\$29,775	\$25,574	\$25,580
2661	Facilities Maintce - Emergency Services	\$1,881	\$3,700	\$3,700	\$3,700	\$4,500	\$4,500
2662	Facilities Maintce - Community Haven	\$0	\$0	\$0	\$0	\$0	\$0
2664	Facilities Maintce - 4th & Clinton	\$26,261	\$0	\$0	\$0	\$9,698	\$0
2665	Facilities Maintce - Juvenile Serv Complex	\$908,283	\$946,126	\$918,054	\$943,194	\$936,062	\$901,277
2666	Facilities Maintce - 434 Franklin	\$0	\$0	\$0	\$0	\$0	\$0
2667	Facilities Maintce - Administrative Annex	\$700,330	\$702,546	\$683,718	\$695,575	\$711,224	\$686,730
2668	Facilities Maintce - FIA	\$286,265	\$324,993	\$333,559	\$342,633	\$319,472	\$303,746
2750	Drain Commission	\$644,778	\$665,020	\$699,504	\$666,415	\$640,540	\$634,929
2800	Ottawa Soil & Water Conservation Dist.	\$28,596	\$29,916	\$29,916	\$29,916	\$20,766	\$20,766
3020	Sheriff	\$8,158,447	\$8,332,240	\$8,369,204	\$8,371,922	\$8,997,166	\$8,230,169
3100	West Mi Enforcement Team - Operations	\$620,976	\$642,891	\$648,393	\$646,754	\$690,315	\$646,078
3110	COPS Georgetown/Jamestown	\$0	\$0	\$0	\$0	\$0	\$0

**COUNTY OF OTTAWA**  
**GENERAL FUND COMPARATIVE ANALYSIS**  
**ACTUAL 2008 & 2009**  
**BUDGET 2010 & 2011**

**EXPENDITURES**

DEPT	DEPARTMENT NAME	ACTUAL 2009	ADOPTED BUDGET 2010	CURRENT	AMENDED BUDGET 2010	2011 BUDGET	2011 BUDGET
				YEAR 2010 ESTIMATED		PROPOSED BY DEPARTMENT	PROPOSED BY ADMINISTRATOR/ FISCAL SERV DIRECTOR
3112	COPS Allendale/Jenison	\$0	\$0	\$0	\$0	\$0	\$0
3113	COPS Holland/West Ottawa	\$82,130	\$98,728	\$100,494	\$99,178	\$105,053	\$100,329
3119	City of Coopersville	\$502,925	\$532,162	\$536,066	\$534,772	\$554,647	\$519,106
3120	City of Hudsonville	\$552,303	\$610,364	\$639,653	\$613,432	\$655,894	\$623,379
3130	Zoning Enforcement-Holland Twmsp	\$0	\$0	\$0	\$0	\$0	\$0
3160	Sheriff Curb Auto Theft (SCAT)	\$0	\$0	\$0	\$0	\$0	\$0
3170	Blendon/Holland/Robinson/Zeeland (CITE)	\$85,966	\$90,766	\$91,342	\$91,343	\$96,589	\$91,835
3200	Sheriff Training	\$27,511	\$30,000	\$30,000	\$30,000	\$30,000	\$30,000
3250	Central Dispatch	\$4,369,930	\$4,412,396	\$4,406,173	\$4,412,396	\$4,229,757	\$4,235,780
3310	Marine Safety	\$328,976	\$220,874	\$216,801	\$226,796	\$240,011	\$221,782
3510	Jail	\$7,938,113	\$7,993,460	\$8,000,628	\$8,137,734	\$9,458,063	\$8,723,501
3540	Local Corrections Academy Grant	\$0	\$0	\$0	\$0	\$0	\$0
3550	Excelling - Corr Env Grant	\$0	\$0	\$0	\$0	\$0	\$0
4260	Emergency Services	\$305,573	\$309,896	\$318,339	\$321,402	\$299,640	\$284,842
4261	SHSGP Exercise Grant	\$0	\$0	\$0	\$0	\$0	\$0
4262	Solution Area Planner Grant	\$92,053	\$0	\$10,500	\$20,875	\$0	\$0
4263	Haz Mat Response Team	\$74,893	\$58,046	\$57,226	\$57,683	\$68,351	\$68,349
4264	Training Grant	\$0	\$0	\$0	\$0	\$0	\$0
4265	Homeland Security Equipment Grant	\$0	\$60,000	\$81,775	\$81,775	\$89,374	\$60,000
4300	Animal Control	\$372,576	\$398,890	\$388,765	\$400,348	\$415,115	\$403,378
4450	Drain Assessments	\$283,211	\$466,500	\$466,500	\$466,500	\$438,500	\$461,000
4490	Road Commission	\$0	\$0	\$0	\$0	\$0	\$0
6039	Jail Health Services	\$627,251	\$866,125	\$789,962	\$825,962	\$0	\$0
6300	Substance Abuse	\$407,929	\$432,472	\$432,472	\$432,472	\$478,378	\$413,378
6480	Medical Examiners	\$251,513	\$256,547	\$256,547	\$258,147	\$257,780	\$257,439
6810	Veterans Burial	\$50,178	\$55,000	\$68,000	\$55,000	\$55,000	\$63,000
6890	Soldiers & Sailors	\$0	\$0	\$0	\$0	\$42,140	\$42,140
7210	Planning - Transportation	\$24,973	\$0	\$0	\$0	\$0	\$0
7211	Planner - Grants	\$600,397	\$635,778	\$618,530	\$657,470	\$672,443	\$683,165

**COUNTY OF OTTAWA**  
**GENERAL FUND COMPARATIVE ANALYSIS**  
**ACTUAL 2008 & 2009**  
**BUDGET 2010 & 2011**

**EXPENDITURES**

DEPT	DEPARTMENT NAME	ACTUAL 2009	ADOPTED BUDGET 2010	CURRENT	AMENDED BUDGET 2010	2011 BUDGET	2011 BUDGET
				YEAR 2010 ESTIMATED		PROPOSED BY DEPARTMENT	PROPOSED BY ADMINISTRATOR/ FISCAL SERV DIRECTOR
7212	Road Salt Management	\$6,018	\$5,933	\$5,933	\$5,933	\$5,933	\$5,933
8650	Insurance	\$149,627	\$119,489	\$224,737	\$224,737	\$145,815	\$165,815
8900	Contingency	\$0	\$766,592	\$200,000	\$459,232	\$660,483	\$660,483
9010	Equipment Pool	\$0	\$16,270	\$0	\$2,868	\$15,000	\$20,000
9650	Operating Transfers Out	\$16,860,154	\$10,662,181	\$10,592,456	\$11,244,380	\$11,266,977	\$10,479,864
TOTAL EXPENDITURES		\$69,051,583	\$64,347,534	\$63,701,096	\$65,196,054	\$66,782,106	\$63,500,179
TOTAL REVENUE		\$63,680,097	\$63,847,534	\$63,612,457	\$64,762,652	\$62,401,702	\$62,500,179
FUND BALANCE (USE)		-\$5,371,486	-\$500,000	-\$88,639	-\$433,402	-\$4,380,404	<b>-\$1,000,000</b>

**COUNTY OF OTTAWA  
2011 BUDGET SUMMARY  
SPECIAL REVENUE FUNDS**

FUND NUMBER	FUND NAME	2010 PROJECTED FUND BALANCE	2011 REVENUE/ OPERATING TRANSFERS	2011 EXPENDITURES/ OPERATING TRANSFERS	2011 PROJECTED FUND BALANCE
2081	Parks and Recreation	\$4,101,573	\$4,588,280	\$4,537,232	\$4,152,621
2160	Friend of the Court		3,131,070	3,131,070	
2170	9/30 Judicial Grants		447,294	447,294	
2210	Health	952,574	9,079,298	9,079,298	952,574
2220	Mental Health	148,619	35,216,448	35,216,448	148,619
2271	Solid Waste Clean-Up	3,039,648	39,643	292,000	2,787,291
2272	Landfill Tipping Fees	860,745	332,500	417,877	775,368
2320	Transportation System	25,787	157,569	157,569	25,787
2340	Farmland Preservation	1,000	200		1,200
2420	Planning Commission	192,463			192,463
2444	Infrastructure	2,473,035	44,222	125,000	2,392,257
2450	Public Improvement	3,246,728	460,721	210,575	3,496,874
2550	Homestead Property Tax	64,742	4,845	42,818	26,769
2560	Register of Deeds Technology	370,374	239,494	154,496	455,372
2570	Stabilization	8,269,673			8,269,673
2601	Prosecuting Attorney Grants	25,092	211,581	211,581	25,092
2609	Sheriff Grant Programs		492,170	492,170	
2610	Sheriff Contracts	1,241	4,622,439	4,622,439	1,241
2661	Sheriff Road Patrol		346,157	346,157	
2690	Law Library	57,179			57,179
2740	Workforce Investment Act (WIA)- Administration	948	707,928	707,928	948
2741	WIA - Youth		1,081,368	1,081,368	
2742	WIA - Adult	511	818,203	818,203	511
2743	WIA - 6/30 Grant Programs	92,344	1,984,934	1,984,934	92,344
2744	WIA - 12/31 Grant Programs	42,662	304,889	304,889	42,662
2748	WIA - 9/30 Grant Programs	34,271	3,495,234	3,495,234	34,271
2749	WIA - 3/31 Grant Programs		4,740	4,740	
2750	Grant Programs - Pass Thru		624,576	624,576	
2800	Emergency Feeding	18,688	65,000	65,000	18,688
2850	Community Corrections Program	156,299	948,091	948,091	156,299
2855	Revenue Sharing Reserve Fund	423,889		423,889	
2870	Community Action Agency	152,691	626,157	626,157	152,691
2890	Weatherization	168	1,319,517	1,319,517	168
2901	Department of Human Services	270,518	249,150	249,150	270,518
2920	Child Care - Circuit Court	914,263	8,147,227	8,147,227	914,263
2921	Child Care-Social Services	73,786	2,500	2,500	73,786
2930	Soldiers & Sailors Relief				
2941	Veterans Trust	1,481	13,852	13,852	1,481
2980	Compensated Absences	3,758,656	142,000	72,100	3,828,556
<b>TOTAL SPECIAL REVENUE FUNDS</b>		<b>\$29,771,648</b>	<b>\$79,949,297</b>	<b>\$80,373,379</b>	<b>\$29,347,566</b>

**COUNTY OF OTTAWA  
2011 BUDGET SUMMARY**

**DEBT SERVICE FUNDS**

<u>FUND NUMBER</u>	<u>FUND NAME</u>	<u>2010 PROJECTED FUND BALANCE</u>	<u>2011 REVENUE/ OPERATING TRANSFERS</u>	<u>2011 EXPENDITURES/ OPERATING TRANSFERS</u>	<u>2011 PROJECTED FUND BALANCE</u>
5690 - 5695	Ottawa County Building Authority	None	\$3,145,464	\$3,145,464	\$0

**CAPITAL PROJECTS FUNDS**

<u>FUND NUMBER</u>	<u>FUND NAME</u>	<u>2010 PROJECTED FUND BALANCE</u>	<u>2011 REVENUE/ OPERATING TRANSFERS</u>	<u>2011 EXPENDITURES/ OPERATING TRANSFERS</u>	<u>2011 PROJECTED FUND BALANCE</u>
5690 - 5695	Ottawa County Building Authority	\$0	\$0	\$0	\$0

**PERMANENT FUNDS**

<u>FUND NUMBER</u>	<u>FUND NAME</u>	<u>2010 PROJECTED FUND BALANCE</u>	<u>2011 REVENUE/ OPERATING TRANSFERS</u>	<u>2011 EXPENDITURES/ OPERATING TRANSFERS</u>	<u>2011 PROJECTED FUND BALANCE</u>
1500	Cemetery Trust	\$6,368	\$8	\$606	\$5,770

COUNTY OF OTTAWA  
2011 BUDGET SUMMARY  
OTHER FUNDS

FUND NUMBER	FUND NAME	2010 PROJECTED RETAINED EARNINGS	2011 REVENUE/ OPERATING TRANSFERS	2011 EXPENSES/ OPERATING TRANSFERS	2011 PROJECTED RETAINED EARNINGS
5160	Delinquent Tax Revolving Fund	\$24,499,371	\$2,717,910	\$2,761,967	24,455,314
5360	Land Bank Authority	0	30,000	0	30,000
6360	Information Technology	2,651,037	2,982,325	2,982,325	2,651,037
6450	Duplicating	688,431	102,698	113,103	678,026
6550	Telecommunications	3,021,544	626,447	715,425	2,932,566
6641	Equipment Pool	4,609,439	1,008,463	898,662	4,719,240
6770	Protected Self-Funded Programs	3,867,994	381,943	378,546	3,871,391
6771	Protected Self-Funded Employee Insurance	2,600,849	14,939,097	14,338,782	3,201,164
6772	Protected Self-Funded Unemployment Insurance	592,598	160,853	408,751	344,700
6775	Long Term Disability Insurance	114,315	186,644	172,668	128,291
6780	Ottawa County, Michigan Insurance Authority Fund	10,096,485	2,192,000	1,348,628	10,939,857
6782	Protected Self-Funded Insurance - Mental Health	1,680,790	5,000	0	1,685,790
TOTAL OTHER FUNDS		<u>\$54,422,853</u>	<u>\$25,333,380</u>	<u>\$24,118,857</u>	<u>\$55,637,376</u>

County of Ottawa 2011 Personnel Requests
---

Department	Fund/Dept #	Description	Personnel Costs	Equipment Costs	Comments
MiWorks!	2743-7433	Workforce Intelligence Analyst	\$57,959	\$1,000	Federally funded
MiWorks!	2743-7433	Contract Coordinator - increase from 24 to 40 hrs/wk	\$23,184	\$1,000	Federally funded
MiWorks!	2743-7433	Business Services Representative	\$61,216	\$1,000	Federally funded
MiWorks!	2743-7433	Business Services Representative	\$61,216	\$1,000	Federally funded
Parks & Recreation	2081-7510	Park Supervisor - Natural Resources Management	\$62,517	\$27,000	Funded by separate levy
District Court	1010-1360	Attorney Magistrate	\$19,488	\$0	Reclassification of existing magistrate
Fiscal Services	1010-2010	Increase of .25 FTE for 2 Accountant II positions	\$41,269		Per Plante Moran study
			<u>\$326,849</u>	<u>\$31,000</u>	
<b>Temporary Position Requests</b>					
Parks & Recreation	2081-7510	Gatekeepers (2 positions - Connor Bayou)	\$6,453	\$0	Funded by separate levy
Parks & Recreation	2081-7510	Seasonal Park Attendant	\$6,038	\$0	Funded by separate levy
Parks & Recreation	2081-7510	Naturalist Guides	\$12,987	\$0	Expansion of 1,300 hours; Funded by separate levy
Health	2210-6043	Dental Hygienist	\$13,978	\$0	Expansion of 312 hours; grant funded
Treasurer	1010-2530	Intern	\$2,001	\$0	Eliminated 1 FTE during 2010
Register of Deeds	2560-2360	Temporary Staff	\$31,200	\$0	Continuation
			<u>\$72,657</u>	<u>\$0</u>	
<b>Grant Total - Recommended Personnel Requests</b>			<u><b>\$399,506</b></u>	<u><b>\$31,000</b></u>	

County of Ottawa  
2011 Equipment Requests

Account	Dept	Qty	Description	Estimated Purchase Price	Budget Amount	Amounts Included in 2011 Budget			
						7290.0000 Budget Amt	7390.0000 Budget Amt	9400.0000 Budget Amt	8080.0000 Budget Amt
1010.1010.7390.0000	Commissioners	1	Laptop Computer	\$1,251.00	\$1,251.00		\$1,251.00		
1010.1010.7390.0000	Commissioners	1	Desktop PC	\$900.00	\$900.00		\$900.00		
1010.1010.7390.0000	Commissioners	4	Multifunction Printer	\$900.00	\$900.00		\$900.00		
						\$0	\$3,051	\$0	\$0
1010.1310.7390.0000	Circuit Court	1	Network Laser Printer	\$1,000	\$1,000		\$1,000		
1010.1310.7390.0000	Circuit Court	1	Laptop Computer	\$1,251	\$1,251		\$1,251		
1010.1310.7390.0000	Circuit Court	1	Color Inkjet Printer	\$150	\$150		\$150		
1010.1310.7390.0000	Circuit Court	1	Fujitsu OnBase Scanner	\$1,154	\$1,154		\$1,154		
1010.1310.7390.0000	Circuit Court	1	Laptop Docking Station	\$220	\$220		\$220		
1010.1310.7390.0000	Circuit Court	12	19" LCD Monitor	\$2,100	\$2,100		\$2,100		
1010.1310.7390.0000	Circuit Court	13	Desktop PC	\$11,700	\$11,700		\$11,700		
1010.1310.7390.0000	Circuit Court	4	Small Laser Printer	\$900	\$900		\$900		
						\$0	\$18,475	\$0	\$0
1010.1360.7390.0000	District Court	2	Lifeloc PBT	\$938	\$938		\$938		
1010.1360.7390.0000	District Court	1	Small Laser Printer	\$225	\$225		\$225		
1010.1360.7390.0000	District Court	10	Cash Register Drawer	\$2,000	\$2,000		\$2,000		
1010.1360.7390.0000	District Court	2	PC Inkjet Printer	\$200	\$200		\$200		
1010.1360.7390.0000	District Court	20	Desktop PC	\$18,000	\$18,000		\$18,000		
1010.1360.7390.0000	District Court	3	Laptop Computer	\$3,753	\$3,753		\$3,753		
1010.1360.7390.0000	District Court	3	19" LCD Monitor	\$525	\$525		\$525		
1010.1360.7390.0000	District Court	6	17" LCD Monitor	\$930	\$930		\$930		
1010.1360.7390.0000	District Court	7	Network Laser Printer	\$7,000	\$7,000		\$7,000		
1010.1360.7390.0000	District Court	7	21" LCD Monitor	\$1,680	\$1,680		\$1,680		
1010.1360.7390.0000	District Court	9	Cash Register Printer	\$6,300	\$6,300		\$6,300		
1010.1360.7390.0000	District Court	1	Panic Alarm	\$1,200					
1010.1360.7390.0000	District Court	3	Desktop Scanner	\$1,500	\$1,500		\$1,500		
1010.1360.7390.0000	District Court	3	Desktop Scanner Software License	\$1,500	\$1,500		\$1,500		
1010.1360.7390.0000	District Court	1	Zebra Bar Code printer model TLP 2824	\$330	\$330		\$330		
1010.1360.7390.0000	District Court	1	Color Inkjet printer	\$100	\$100		\$100		
1010.1360.7390.0000	District Court	1	Dymo printer label	\$130	\$130		\$130		
1010.1360.7390.0000	District Court	1	Signature Pad	\$300	\$300		\$300		
1010.1360.7390.0000	District Court	3	19" LCD Monitor	\$525	\$525		\$525		
1010.1360.7390.0000	District Court	4	Desktop PC	\$3,600	\$3,600		\$3,600		



County of Ottawa  
2011 Equipment Requests

Account	Dept	Qty	Description	Estimated Purchase Price	Budget Amount	Amounts Included in 2011 Budget			
						7290.0000 Budget Amt	7390.0000 Budget Amt	9400.0000 Budget Amt	8080.0000 Budget Amt
						\$0	\$49,536	\$0	\$0
1010.1480.7390.0000	Probate Court	1	Probate Court Remote Monitoring System	\$2,500	\$2,500		\$2,500		
1010.1480.7390.0000	Probate Court	1	Transcription Equipment	\$1,047	\$1,047		\$1,047		
1010.1480.7390.0000	Probate Court	1	Electronic Door Locks for Courtroom A	\$1,500	\$1,500		\$1,500		
1010.1480.7390.0000	Probate Court	1	Laptop Computer	\$1,251	\$1,251		\$1,251		
1010.1480.7390.0000	Probate Court	1	17" LCD Monitor	\$155	\$155		\$155		
1010.1480.7390.0000	Probate Court	1	Cash Register Drawer	\$200	\$200		\$200		
1010.1480.7390.0000	Probate Court	1	Cash Register Printer	\$700	\$700		\$700		
1010.1480.7390.0000	Probate Court	1	Desktop PC	\$900	\$900		\$900		
1010.1480.7390.0000	Probate Court	1	PC Printer Label	\$500	\$500		\$500		
						\$0	\$8,753	\$0	\$0
1010.1490.7390.0000	Circuit Ct-Juvenile Services	2	Electronic lockdown system	\$3,000	\$3,000		\$3,000		
1010.1490.7390.0000	Circuit Ct-Juvenile Services	2	Remote courtroom monitoring	\$4,970	\$4,970		\$4,970		
1010.1490.7390.0000	Circuit Ct-Juvenile Services	1	Digital portable recorder	\$429	\$429		\$429		
1010.1490.7390.0000	Circuit Ct-Juvenile Services	2	Digital Transcription Kit	\$618	\$618		\$618		
1010.1490.7390.0000	Circuit Ct-Juvenile Services	1	Laptop Computer	\$1,251	\$1,251		\$1,251		
1010.1490.7390.0000	Circuit Ct-Juvenile Services	1	Cash Register Drawer	\$200	\$200		\$200		
1010.1490.7390.0000	Circuit Ct-Juvenile Services	1	Color Laser Printer	\$1,500	\$1,500		\$1,500		
1010.1490.7390.0000	Circuit Ct-Juvenile Services	2	17" LCD Monitor	\$620	\$620		\$620		
1010.1490.7390.0000	Circuit Ct-Juvenile Services	2	Desktop PC	\$3,600	\$3,600		\$3,600		
1010.1490.7390.0000	Circuit Ct-Juvenile Services	3	Small Laser Printer	\$2,025	\$2,025		\$2,025		
1010.1490.7390.0000	Circuit Ct-Juvenile Services	1	Desktop PC	\$900	\$900		\$900		
1010.1490.7390.0000	Circuit Ct-Juvenile Services	3	Small Laser Printer	\$675	\$675		\$675		
						\$0	\$19,788	\$0	\$0
1010.1520.7390.0000	Adult Probation	1	Network Laser Printer	\$1,000	\$1,000		\$1,000		
1010.1520.7390.0000	Adult Probation	3	Small Laser Printer	\$675	\$675		\$675		
						\$0	\$1,675	\$0	\$0
1010.2010.7390.0000	Fiscal Services	1	Acroprint date/time stamp	\$445	\$445		\$445		
1010.2010.7390.0000	Fiscal Services	1	Laptop Computer	\$1,251	\$1,251		\$1,251		
1010.2010.7390.0000	Fiscal Services	1	17" LCD Monitor	\$155	\$155		\$155		
1010.2010.7390.0000	Fiscal Services	1	Large Lexmark printer	\$800	\$800		\$800		
1010.2010.7390.0000	Fiscal Services	1	MICR Printer	\$4,000	\$4,000		\$4,000		

County of Ottawa  
2011 Equipment Requests

Account	Dept	Qty	Description	Estimated Purchase Price	Budget Amount	Amounts Included in 2011 Budget			
						7290.0000 Budget Amt	7390.0000 Budget Amt	9400.0000 Budget Amt	8080.0000 Budget Amt
1010.2010.7390.0000	Fiscal Services	3	Small Laser Printer	\$675	\$675		\$675		
1010.2010.9400.0000	Fiscal Services	1	Financial System Software	\$800,000	\$80,000			\$80,000	
						\$0	\$7,326	\$80,000	\$0
1010.2150.7390.0000	County Clerk	2	Dictation Systems	\$658	\$658		\$658		
1010.2150.7390.0000	County Clerk	4	19" LCD Monitor	\$700	\$700		\$700		
1010.2150.7390.0000	County Clerk	2	Zebra PC Printer Label	\$1,000	\$1,000		\$1,000		
1010.2150.7390.0000	County Clerk	1	Canon DR1210	\$375	\$375		\$375		
1010.2150.7390.0000	County Clerk	4	Cash Register Printer	\$2,800	\$2,800		\$2,800		
1010.2150.7390.0000	County Clerk	2	19" LCD Monitor	\$350	\$350		\$350		
1010.2150.7390.0000	County Clerk	6	Small Laser Printer	\$1,350	\$1,350		\$1,350		
1010.2150.7390.0000	County Clerk	9	Desktop PC	\$8,100	\$8,100		\$8,100		
1010.2150.9400.0000	County Clerk	2	Canon DR5010c	\$10,670	\$2,134			\$2,134	
						\$0	\$15,333	\$2,134	\$0
1010.2230.7390.0000	Administrator	1	Laptop Computer	\$1,251	\$1,251		\$1,251		
1010.2230.7390.0000	Administrator	1	Laptop Docking Station	\$180	\$180		\$180		
						\$0	\$1,431	\$0	\$0
1010.2250.7390.0000	Equalization	1	Desktop PC	\$900	\$900		\$900		
1010.2250.7390.0000	Equalization	2	19" LCD Monitor	\$350	\$350		\$350		
1010.2250.7390.0000	Equalization	4	Small Laser Printer	\$900	\$900		\$900		
1010.2250.7390.0000	Equalization	6	20" Widescreen Monitor	\$2,880	\$2,880		\$2,880		
						\$0	\$5,030	\$0	\$0
1010.2260.7390.0000	Human Resources	1	Microsoft Access	\$144	\$144		\$144		
1010.2260.7390.0000	Human Resources	3	17" LCD Monitor	\$465	\$465		\$465		
1010.2260.7390.0000	Human Resources	1	Small Laser Printer	\$225	\$225		\$225		
1010.2260.7390.0000	Human Resources	1	Laptop Computer	\$1,251					
1010.2260.7390.0000	Human Resources	3	Desktop PC	\$2,700	\$2,700		\$2,700		
1010.2260.7390.0000	Human Resources	1	Network Printer	\$1,500	\$1,500		\$1,500		
						\$0	\$5,034	\$0	\$0
1010.2290.7390.0000	Prosecuting Attorney	1	42" flat screen TV w/installation	\$795	\$795		\$795		
1010.2290.7390.0000	Prosecuting Attorney	1	50" flat screen TV w/installation	\$895	\$895		\$895		

County of Ottawa  
2011 Equipment Requests

Account	Dept	Qty	Description	Estimated Purchase Price	Budget Amount	Amounts Included in 2011 Budget			
						7290.0000 Budget Amt	7390.0000 Budget Amt	9400.0000 Budget Amt	8080.0000 Budget Amt
1010.2290.7390.0000	Prosecuting Attorney	1	Mounting parts, cables and installation	\$1,067	\$1,067		\$1,067		
1010.2290.7390.0000	Prosecuting Attorney	2	HI-DEF DVD players (external)	\$398	\$398		\$398		
1010.2290.7390.0000	Prosecuting Attorney	3	Small Laser Printer	\$675	\$675		\$675		
1010.2290.7390.0000	Prosecuting Attorney	1	Wide Screen Laptop with Bag	\$1,500	\$1,500		\$1,500		
1010.2290.7390.0000	Prosecuting Attorney	5	20" wide screen monitor (HP L2045w)	\$1,200	\$1,200		\$1,200		
1010.2290.7390.0000	Prosecuting Attorney	1	Desktop PC	\$900	\$900		\$900		
1010.2290.7390.0000	Prosecuting Attorney	2	OnBase Scanners (replace Fujitsu 5120c)	\$2,308	\$2,308		\$2,308		
1010.2290.9400.0000	Prosecuting Attorney	2	Canon DR7580 Onbase Scanner	\$12,732	\$2,547			\$2,547	
						\$0	\$9,738	\$2,547	\$0
1010.2530.7390.0000	County Treasurer	1	19" LCD Monitor	\$175	\$175		\$175		
1010.2530.7390.0000	County Treasurer	1	Cash Register Printer	\$700	\$700		\$700		
1010.2530.7390.0000	County Treasurer	1	Dymo LabelWriter 450 Twin Turbo	\$200	\$200		\$200		
1010.2530.7390.0000	County Treasurer	1	Dymo Print Server	\$130	\$130		\$130		
1010.2530.7390.0000	County Treasurer	3	Small Laser Printer	\$675	\$675		\$675		
1010.2530.7390.0000	County Treasurer	3	Victor 15606 Calculator	\$690	\$690		\$690		
						\$0	\$2,570	\$0	\$0
1010.2570.7390.0000	MSU Extension	1	17" LCD Monitor	\$155	\$155		\$155		
1010.2570.7390.0000	MSU Extension	3	Small Laser Printer	\$675	\$675		\$675		
1010.2570.7390.0000	MSU Extension	1	Networked Color Laser Printer	\$700	\$700		\$700		
						\$0	\$1,530	\$0	\$0
1010.2652.7390.0000	Bldg/Grnds-Holl Human Ser	0.25	Desktop PC	\$225	\$225		\$225		
1010.2652.7390.0000	Bldg/Grnds-Holl Human Ser	0.25	17" LCD Monitor	\$39	\$39		\$39		
						\$0	\$264	\$0	\$0
1010.2654.7390.0000	Bldg/Grnds-Grand Haven	1	Small Laser Printer	\$225	\$225		\$225		
						\$0	\$225	\$0	\$0
1010.2655.7390.0000	Bldg/Grnds-12251 James	0.25	Desktop PC	\$225	\$225		\$225		
1010.2655.7390.0000	Bldg/Grnds-12251 James	0.25	17" LCD Monitor	\$39	\$39		\$39		
						\$0	\$264	\$0	\$0
1010.2656.7390.0000	Bldg/Grnds-Holl Dist Ct	1	17" LCD Monitor	\$155	\$155		\$155		

County of Ottawa  
2011 Equipment Requests

Account	Dept	Qty	Description	Estimated Purchase Price	Budget Amount	Amounts Included in 2011 Budget			
						7290.0000 Budget Amt	7390.0000 Budget Amt	9400.0000 Budget Amt	8080.0000 Budget Amt
1010.2656.7390.0000	Bldg/Grnds-Holl Dist Ct	1	Desktop PC	\$900	\$900		\$900		
						\$0	\$1,055	\$0	\$0
1010.2659.7390.0000	Bldg/Grnds-12263 James	0.25	Desktop PC	\$225	\$225		\$225		
1010.2659.7390.0000	Bldg/Grnds-12263 James	0.25	17" LCD Monitor	\$39	\$39		\$39		
						\$0	\$264	\$0	\$0
1010.2667.7390.0000	Bldg & Grnds-Admin Annex	3	Small Laser Printer	\$675	\$675		\$675		
1010.2667.7390.0000	Bldg & Grnds-Admin Annex	4	17" LCD Monitor	\$620	\$620		\$620		
1010.2667.7390.0000	Bldg & Grnds-Admin Annex	4	Desktop PC	\$3,600	\$3,600		\$3,600		
1010.2667.9400.0000	Bldg & Grnds-Admin Annex	1	Board Room Audio Visual Equip upgrade	\$58,000	\$11,600			\$11,600	
						\$0	\$4,895	\$11,600	\$0
1010.2668.7390.0000	Bldg & Grds - FIA	0.25	Desktop PC	\$225	\$225		\$225		
1010.2668.7390.0000	Bldg & Grds - FIA	0.25	17" LCD Monitor	\$39	\$39		\$39		
						\$0	\$264	\$0	\$0
1010.2750.7390.0000	Drain Commission	1	Color Inkjet Printer	\$150	\$150		\$150		
1010.2750.7390.0000	Drain Commission	2	Small Laser Printer	\$450	\$450		\$450		
						\$0	\$600	\$0	\$0
1010.3020.7390.0000	Sheriff	1	Child Identification Kits	\$2,500	\$2,500		\$2,500		
1010.3020.7390.0000	Sheriff	1	Besleler Copystand Kit	\$600	\$600		\$600		
1010.3020.7390.0000	Sheriff	10	Ballistic Helmets	\$3,250					
1010.3020.7390.0000	Sheriff	9	Tactical Body Armor	\$16,875					
1010.3020.7390.0000	Sheriff	1	Pelican Storage Boxes (7)	\$500	\$500		\$500		
1010.3020.7390.0000	Sheriff	1	Fax - High Volume	\$1,200	\$1,200		\$1,200		
1010.3020.7390.0000	Sheriff	3	AR 15 Package (patrol rifle)	\$3,270	\$3,270		\$3,270		
1010.3020.7390.0000	Sheriff	1	Public Relations Materials	\$2,000	\$2,000		\$2,000		
1010.3020.7390.0000	Sheriff	2	Motorola MT1500 Portables	\$2,700	\$2,700		\$2,700		
1010.3020.7390.0000	Sheriff	1	Range Supplies	\$1,200	\$1,200		\$1,200		
1010.3020.7390.0000	Sheriff	1	Range Filters	\$1,200	\$1,200		\$1,200		
1010.3020.7390.0000	Sheriff	1	Ammunition	\$46,000	\$46,000		\$46,000		
1010.3020.7390.0000	Sheriff	1	Surveillance Recording Unit	\$2,900	\$2,900		\$2,900		
1010.3020.7390.0000	Sheriff	1	Simunition FX Marking Rounds	\$2,205	\$2,205		\$2,205		
1010.3020.7390.0000	Sheriff	1	Sim Cleaning materials/misc	\$500	\$500		\$500		

County of Ottawa  
2011 Equipment Requests

Account	Dept	Qty	Description	Estimated Purchase Price	Budget Amount	Amounts Included in 2011 Budget				
						7290.0000 Budget Amt	7390.0000 Budget Amt	9400.0000 Budget Amt	8080.0000 Budget Amt	
1010.3020.7390.0000	Sheriff	10	Sim Training Male Groin Protector	\$520	\$520		\$520			
1010.3020.7390.0000	Sheriff	15	Sim Training Throat Protectors	\$600	\$600		\$600			
1010.3020.7390.0000	Sheriff	5	Sim Training Female Groin Protector	\$210	\$210		\$210			
1010.3020.7390.0000	Sheriff	9	Headsets w/control for Range	\$12,537	\$12,537		\$12,537			
1010.3020.7390.0000	Sheriff	1	Sim Training Face Sheilds	\$400	\$400		\$400			
1010.3020.7390.0000	Sheriff	3	Streamlight Tactical Lights / CRT	\$300						
1010.3020.7390.0000	Sheriff	3	Digital Camera	\$450	\$450		\$450			
1010.3020.7390.0000	Sheriff	3	Glock 22 w/night sights	\$1,230	\$1,230		\$1,230			
1010.3020.7390.0000	Sheriff	5	Patrol Vehicle Set-up	\$28,500	\$28,500		\$28,500			
1010.3020.7390.0000	Sheriff	2	Patrol Tahoe Set-up	\$13,000	\$13,000		\$13,000			
1010.3020.7390.0000	Sheriff	1	Laptop Computer	\$1,251	\$1,251		\$1,251			
1010.3020.7390.0000	Sheriff	1	Laptop docking station	\$180	\$180		\$180			
1010.3020.7390.0000	Sheriff	1	Cash Register Drawer	\$200	\$200		\$200			
1010.3020.7390.0000	Sheriff	1	Cash Register Printer	\$700	\$700		\$700			
1010.3020.7390.0000	Sheriff	1	Document Scanner	\$400	\$400		\$400			
1010.3020.7390.0000	Sheriff	1	Inkjet Printer	\$100	\$100		\$100			
1010.3020.7390.0000	Sheriff	19	Small Laser Printer	\$4,275	\$4,275		\$4,275			
1010.3020.7390.0000	Sheriff	20	17" LCD Monitor	\$3,100	\$3,100		\$3,100			
1010.3020.7390.0000	Sheriff	23	Desktop PC	\$20,700	\$20,700		\$20,700			
1010.3020.7390.0000	Sheriff	6	19" LCD Monitor	\$1,050	\$1,050		\$1,050			
1010.3020.9400.0000	Sheriff	5	Patrol Vehicle	\$107,500	\$35,834			\$35,834		
1010.3020.9400.0000	Sheriff	2	Patrol Tahoe	\$54,000	\$18,000			\$18,000		
1010.3020.9400.0000	Sheriff	1	Canon Scanner DR7580	\$6,660	\$1,332			\$1,332		
							\$0	\$156,178	\$55,166	\$0
1010.3120.7390.0000	Sheriff - City of Hudsonville	1	Patrol Vehicle Set-up	\$4,000	\$4,000		\$4,000			
1010.3120.9400.0000	Sheriff - City of Hudsonville	1	Patrol Vehicle	\$21,500	\$7,167			\$7,167		
							\$0	\$4,000	\$7,167	\$0
1010.3310.7390.0000	Sheriff - Marine Safety	3	Motorla PM1500 Mobile Radio	\$4,500	\$4,500		\$4,500			
1010.3310.7390.0000	Sheriff - Marine Safety	4	Sound Meters	\$6,460	\$6,460		\$6,460			
1010.3310.7390.0000	Sheriff - Marine Safety	16	Equipment Bags	\$1,600	\$1,600		\$1,600			
1010.3310.7390.0000	Sheriff - Marine Safety	4	AGA Breathing Mask Valves	\$900	\$900		\$900			
1010.3310.9400.0000	Sheriff - Marine Safety	1	Patrol Boat (75)	\$30,000						
1010.3310.7390.0000	Sheriff - Marine Safety	1	Dolly Pull Carts	\$360	\$360		\$360			

County of Ottawa  
2011 Equipment Requests

Account	Dept	Qty	Description	Estimated Purchase Price	Budget Amount	Amounts Included in 2011 Budget			
						7290.0000	7390.0000	9400.0000	8080.0000
						Budget Amt	Budget Amt	Budget Amt	Budget Amt
						\$0	\$13,820	\$0	\$0
1010.3510.7390.0000	Sheriff - Jail	3	Motorola PR1500 Portable	\$3,150	\$3,150		\$3,150		
1010.3510.7390.0000	Sheriff - Jail	1	Restraint Chair/Oversize handcuffs	\$1,030	\$1,030		\$1,030		
1010.3510.7390.0000	Sheriff - Jail	3	Nextel Phones w/Service	\$720.00					
1010.3510.7390.0000	Sheriff - Jail	100	Jail Mattresses	\$6,000	\$6,000		\$6,000		
1010.3510.7390.0000	Sheriff - Jail	4	Emergency Response Belt w/case	\$500	\$500		\$500		
1010.3510.7390.0000	Sheriff - Jail	5	MSA 30-min Aluminum Cylinder	\$2,630	\$2,630		\$2,630		
1010.3510.7390.0000	Sheriff - Jail	1	Jail Transport Van Set-up	\$4,500	\$4,500		\$4,500		
1010.3510.7390.0000	Sheriff - Jail	13	17" LCD Monitor	\$2,015	\$2,015		\$2,015		
1010.3510.7390.0000	Sheriff - Jail	15	Desktop PC	\$13,500	\$13,500		\$13,500		
1010.3510.7390.0000	Sheriff - Jail	2	Color Inkjet Printer	\$200	\$200		\$200		
1010.3510.7390.0000	Sheriff - Jail	3	Small Laser Printer	\$675	\$675		\$675		
1010.3510.9400.0000	Sheriff - Jail	1	Jail Transport Van	\$25,000	\$8,334			\$8,334	
						\$0	\$34,200	\$8,334	\$0
1010.4260.7390.0000	Sheriff - Emergency Svcs	1	PC Printer Ink Jet	\$100	\$100		\$100		
1010.4260.7390.0000	Sheriff - Emergency Svcs	1	17" LCD Monitor	\$155	\$155		\$155		
1010.4260.7390.0000	Sheriff - Emergency Services	1	36" Falt Screen TV/Monitor	\$430					
1010.4260.7390.0000	Sheriff - Emergency Services	1	Small Laser Printer	\$225					
1010.4260.7390.0000	Sheriff - Emergency Services	5	17" LCD Monitor	\$775					
1010.4260.7390.0000	Sheriff - Emergency Services	7	Desktop PC	\$6,300					
1010.4260.7390.0000	Sheriff - Emergency Services	8	Laptop Computer	\$10,008					
1010.4260.7390.0000	Sheriff - Emergency Svcs	1	Desktop PC	\$900	\$900		\$900		
						\$0	\$1,155	\$0	\$0
1010.4263.7390.0000	Hazmat	1	Laptop Computer	\$1,251	\$1,251		\$1,251		
1010.4263.7390.0000	Hazmat	2	Level A Suits	\$1,800	\$1,800		\$1,800		
1010.4263.7390.0000	Hazmat	20	Carabineers	\$400	\$400		\$400		
1010.4263.7390.0000	Hazmat	2	Harnesses	\$600	\$600		\$600		
1010.4263.7390.0000	Hazmat	1	Rope	\$300	\$300		\$300		
1010.4263.7390.0000	Hazmat	4	Swiftwater Gear	\$5,500	\$5,500		\$5,500		
1010.4263.7390.0000	Hazmat	1	HazCat Kit	\$3,500.00					
1010.4263.7390.0000	Hazmat	1	Rescue Hardware	\$850	\$850		\$850		
1010.4263.7390.0000	Hazmat	2	Aztec Kit	\$500	\$500		\$500		
1010.4263.7390.0000	Hazmat	1	EZ Up Tent 12x12	\$200	\$200		\$200		

County of Ottawa  
2011 Equipment Requests

Account	Dept	Qty	Description	Estimated Purchase Price	Budget Amount	Amounts Included in 2011 Budget				
						7290.0000 Budget Amt	7390.0000 Budget Amt	9400.0000 Budget Amt	8080.0000 Budget Amt	
1010.4263.7390.0000	Hazmat	2	Pre engineered anchors	\$100	\$100		\$100			
						\$0	\$11,501	\$0	\$0	
1010.7211.7390.0000	Planning/Performance Impv	1	Laptop Computer	\$1,251	\$1,251		\$1,251			
1010.7211.7390.0000	Planning/Performance Impv	5	19" LCD Monitor	\$875	\$875		\$875			
1010.7211.7390.0000	Planning/Performance Impv	5	Small Laser Printer	\$1,125	\$1,125		\$1,125			
1010.7211.7390.0000	Planning/Performance Impv	1	Laptop Computer	\$1,251						
1010.7211.7390.0000	Planning/Performance Impv	1	19" LCD Monitor	\$175						
1010.7211.7390.0000	Planning/Performance Impv	1	Small Laser Printer	\$225						
1010.7211.7390.0000	Planning/Performance Impv	1	Desktop PC	\$900						
1010.7211.7390.0000	Planning/Performance Impv	5	Desktop PC	\$4,500	\$4,500		\$4,500			
						\$0	\$7,751	\$0	\$0	
2081.7510.7390.0000	Parks & Recreation	2	Stereo microscopes for Nature Educ Ctr	\$800	\$800		\$800			
2081.7510.7390.0000	Parks & Recreation	1	AGRITEK DS Driveway scraper or equiv	\$1,200	\$1,200		\$1,200			
2081.7510.7390.0000	Parks & Recreation	1	Flat bed maintenance trailer	\$2,000	\$2,000		\$2,000			
2081.7510.7390.0000	Parks & Recreation	1	AVerMedia 355AF Document Camera	\$800	\$800		\$800			
2081.7510.7390.0000	Parks & Recreation	1	Desktop PC	\$900	\$900		\$900			
2081.7510.7390.0000	Parks & Recreation	1	Desktop PC	\$900	\$900		\$900			
2081.7510.7390.0000	Parks & Recreation	1	Color inkjet printer	\$100	\$100		\$100			
2081.7510.7390.0000	Parks & Recreation	1	20" LCD Monitor, widescreen	\$240	\$240		\$240			
2081.7510.7390.0000	Parks & Recreation	1	Small Laser Printer	\$225	\$225		\$225			
2081.7510.7390.0000	Parks & Recreation	1	Color inkjet printer	\$100	\$100		\$100			
2081.7510.7390.0000	Parks & Recreation	1	Desktop PC	\$900	\$900		\$900			
2081.7510.7390.0000	Parks & Recreation	1	Small Laser Printer	\$225	\$225		\$225			
2081.7510.7390.0000	Parks & Recreation	2	AutoCad 2011 Legacy Slm Ace + softwar	\$4,592	\$4,592		\$4,592			
2081.7510.7390.0000	Parks & Recreation	2	Autocad Sub 1 Yr. Maintenance	\$800	\$800					\$800
2081.7510.7390.0000	Parks & Recreation	1	19" LCD Monitor	\$175	\$175		\$175			
2081.7510.7390.0000	Parks & Recreation	1	Desktop PC	\$900	\$900		\$900			
2081.7510.7390.0000	Parks & Recreation	1	Color inkjet printer	\$100	\$100		\$100			
2081.7510.9400.0000	Parks & Recreation	1	20" comml grade mech floor scrubber	\$6,000	\$1,200			\$1,200		
2081.7510.9400.0000	Parks & Recreation	1	Front wheel drive van	\$24,000	\$4,800			\$4,800		
						\$0	\$14,157	\$6,000	\$800	
2160.1410.7390.0000	Friend Of The Court	3	Small Laser Printer	\$675	\$675		\$675			
2160.1410.7390.0000	Friend Of The Court	3	19" LCD Monitor	\$525	\$525		\$525			

County of Ottawa  
2011 Equipment Requests

Account	Dept	Qty	Description	Estimated Purchase Price	Budget Amount	Amounts Included in 2011 Budget				
						7290.0000 Budget Amt	7390.0000 Budget Amt	9400.0000 Budget Amt	8080.0000 Budget Amt	
2160.1410.7390.0000	Friend Of The Court	1	Desktop PC	\$900	\$900		\$900			
						\$0	\$2,100	\$0	\$0	
2210.6010.7390.0000	Health - Agency Support	1	17" LCD Monitor	\$155	\$155		\$155			
2210.6010.7390.0000	Health - Agency Support	1	Laptop Computer	\$1,251	\$1,251		\$1,251			
2210.6010.7390.0000	Health - Agency Support	1	Small Laser Printer	\$225	\$225		\$225			
2210.6010.7390.0000	Health - Agency Support	1	Cross cut paper shredder	\$400	\$400		\$400			
2210.6010.7390.0000	Health - Agency Support	1	Scanner 18 ppm	\$400	\$400		\$400			
2210.6010.7390.0000	Health - Agency Support	1	Laptop Computer	\$1,251	\$1,251		\$1,251			
2210.6010.7390.0000	Health - Agency Support	1	Laptop Computer	\$1,251						
2210.6010.7390.0000	Health - Agency Support	1	Small Laser Printer	\$225	\$225		\$225			
						\$0	\$3,907	\$0	\$0	
2210.6020.7390.0000	Health - E.H. Field Services	1	17" LCD Monitor	\$155	\$155		\$155			
2210.6020.7390.0000	Health - E.H. Field Services	1	19" LCD Monitor	\$175	\$175		\$175			
2210.6020.7390.0000	Health - E.H. Field Services	1	Large document scanner	\$4,500	\$4,500		\$4,500			
2210.6020.7390.0000	Health - E.H. Field Services	1	17" LCD Monitor	\$155	\$155		\$155			
2210.6020.7390.0000	Health - E.H. Field Services	1	Auto/air adaptor	\$99	\$99		\$99			
2210.6020.7390.0000	Health - E.H. Field Services	1	Docking Station	\$169	\$169		\$169			
2210.6020.7390.0000	Health - E.H. Field Services	1	Tablet PC Fujitsu T5010	\$1,969	\$1,969		\$1,969			
2210.6020.7390.0000	Health - E.H. Field Services	1	17" LCD Monitor	\$155	\$155		\$155			
2210.6020.7390.0000	Health - E.H. Field Services	1	Auto/air adaptor	\$99	\$99		\$99			
2210.6020.7390.0000	Health - E.H. Field Services	1	Docking Station	\$169	\$169		\$169			
2210.6020.7390.0000	Health - E.H. Field Services	1	Tablet PC Fujitsu T5010	\$1,969	\$1,969		\$1,969			
2210.6020.7390.0000	Health - E.H. Field Services	1	17" LCD Monitor	\$155	\$155		\$155			
2210.6020.7390.0000	Health - E.H. Field Services	1	Auto/air adaptor	\$99	\$99		\$99			
2210.6020.7390.0000	Health - E.H. Field Services	1	Docking Station	\$169	\$169		\$169			
2210.6020.7390.0000	Health - E.H. Field Services	1	Tablet PC Fujitsu T5010	\$1,969	\$1,969		\$1,969			
2210.6020.7390.0000	Health - E.H. Field Services	1	17" LCD Monitor	\$155	\$155		\$155			
2210.6020.7390.0000	Health - E.H. Field Services	1	Auto/air adaptor	\$99	\$99		\$99			
2210.6020.7390.0000	Health - E.H. Field Services	1	Docking Station	\$169	\$169		\$169			
2210.6020.7390.0000	Health - E.H. Field Services	1	Tablet PC Fujitsu T5010	\$1,969	\$1,969		\$1,969			
2210.6020.7390.0000	Health - E.H. Field Services	1	Small Laser Printer	\$225	\$225		\$225			
						\$0	\$14,623	\$0	\$0	
2210.6021.7390.0000	Health - Env Food Serv	1	Laptop Computer	\$1,251	\$1,251		\$1,251			



County of Ottawa  
2011 Equipment Requests

Account	Dept	Qty	Description	Estimated Purchase Price	Budget Amount	Amounts Included in 2011 Budget			
						7290.0000 Budget Amt	7390.0000 Budget Amt	9400.0000 Budget Amt	8080.0000 Budget Amt
2210.6021.7390.0000	Health - Env Food Serv	1	Laptop Computer	\$1,251	\$1,251		\$1,251		
2210.6021.7390.0000	Health - Env Food Serv	1	17" LCD Monitor	\$155	\$155		\$155		
2210.6021.7390.0000	Health - Env Food Serv	1	Small Laser Printer	\$225	\$225		\$225		
						\$0	\$2,882	\$0	\$0
2210.6031.7390.0000	Health - Hearing/Vision	1	Laptop Computer	\$1,251	\$1,251		\$1,251		
						\$0	\$1,251	\$0	\$0
2210.6041.7390.0000	Health - Clinic Clerical	1	Desktop PC	\$900	\$900		\$900		
2210.6041.7390.0000	Health - Clinic Clerical	1	Desktop PC	\$900	\$900		\$900		
2210.6041.7390.0000	Health - Clinic Clerical	1	17" LCD Monitor	\$155	\$155		\$155		
2210.6041.7390.0000	Health - Clinic Clerical	1	Desktop PC	\$900	\$900		\$900		
2210.6041.7390.0000	Health - Clinic Clerical	1	17" LCD Monitor	\$155	\$155		\$155		
2210.6041.7390.0000	Health - Clinic Clerical	1	Desktop PC	\$900	\$900		\$900		
						\$0	\$3,910	\$0	\$0
2210.6042.7390.0000	Health - Family Planning	1	Laptop Computer	\$1,251	\$1,251		\$1,251		
2210.6042.7390.0000	Health - Family Planning	1	17" LCD Monitor	\$155	\$155		\$155		
2210.6042.7390.0000	Health - Family Planning	1	Desktop PC	\$900	\$900		\$900		
2210.6042.7390.0000	Health - Family Planning	1	17" LCD Monitor	\$155	\$155		\$155		
2210.6042.7390.0000	Health - Family Planning	1	Desktop PC	\$900	\$900		\$900		
2210.6042.7390.0000	Health - Family Planning	1	Docking Station	\$220	\$220		\$220		
2210.6042.7390.0000	Health - Family Planning	1	Laptop Computer	\$1,251	\$1,251		\$1,251		
2210.6042.7390.0000	Health - Family Planning	1	17" LCD Monitor	\$155	\$155		\$155		
2210.6042.7390.0000	Health - Family Planning	1	Laptop Computer	\$1,251	\$1,251		\$1,251		
2210.6042.7390.0000	Health - Family Planning	1	17" LCD Monitor	\$155	\$155		\$155		
2210.6042.7390.0000	Health - Family Planning	1	Docking Station	\$220	\$220		\$220		
						\$0	\$6,613	\$0	\$0
2210.6044.7390.0000	Health - Immunization Clinic	1	Laptop Computer	\$1,251	\$1,251		\$1,251		
2210.6044.7390.0000	Health - Immunization Clinic	1	Laptop Computer	\$1,251	\$1,251		\$1,251		
2210.6044.7390.0000	Health - Immunization Clinic	1	Laptop Computer	\$1,251	\$1,251		\$1,251		
2210.6044.7390.0000	Health - Immunization Clinic	1	17" LCD Monitor	\$155	\$155		\$155		
2210.6044.7390.0000	Health - Immunization Clinic	1	Desktop PC	\$900	\$900		\$900		
2210.6044.7390.0000	Health - Immunization Clinic	1	17" LCD Monitor	\$155	\$155		\$155		
2210.6044.7390.0000	Health - Immunization Clinic	1	Desktop PC	\$900	\$900		\$900		

County of Ottawa  
2011 Equipment Requests

Account	Dept	Qty	Description	Estimated Purchase Price	Budget Amount	Amounts Included in 2011 Budget			
						7290.0000 Budget Amt	7390.0000 Budget Amt	9400.0000 Budget Amt	8080.0000 Budget Amt
2210.6044.7390.0000	Health - Immunization Clinic	1	17" LCD Monitor	\$155	\$155		\$155		
2210.6044.7390.0000	Health - Immunization Clinic	1	Desktop PC	\$900	\$900		\$900		
						\$0	\$6,918	\$0	\$0
2210.6045.7390.0000	Health - Healthy Children	1	Statim 2000 Autoclave	\$3,700	\$3,700		\$3,700		
2210.6045.7390.0000	Health - Healthy Children	1	Small Laser Printer	\$225	\$225		\$225		
2210.6045.7390.0000	Health - Healthy Children	1	Laptop Computer	\$1,251	\$1,251		\$1,251		
2210.6045.7390.0000	Health - Healthy Children	1	17" LCD Monitor	\$155	\$155		\$155		
2210.6045.7390.0000	Health - Healthy Children	1	Docking station	\$220	\$220		\$220		
						\$0	\$5,551	\$0	\$0
2210.6050.7390.0000	Health - Child's Spec Care	1	Laptop Computer	\$1,251	\$1,251		\$1,251		
2210.6050.7390.0000	Health - Child's Spec Care	1	17" LCD Monitor	\$155	\$155		\$155		
2210.6050.7390.0000	Health - Child's Spec Care	1	Small Network Printer	\$275	\$275		\$275		
2210.6050.7390.0000	Health - Child's Spec Care	1	Docking station	\$220	\$220		\$220		
2210.6050.7390.0000	Health - Child's Spec Care	1	Small Laser Printer	\$225	\$225		\$225		
						\$0	\$2,126	\$0	\$0
2210.6053.7390.0000	Health - Maternal/Infant Supj	1	Laptop Computer	\$1,251	\$1,251		\$1,251		
2210.6053.7390.0000	Health - Maternal/Infant Supj	1	17" LCD Monitor	\$155	\$155		\$155		
2210.6053.7390.0000	Health - Maternal/Infant Supj	1	Small Laser Printer	\$225	\$225		\$225		
2210.6053.7390.0000	Health - Maternal/Infant Supj	1	17" LCD Monitor	\$155	\$155		\$155		
2210.6053.7390.0000	Health - Maternal/Infant Supj	1	Small Laser Printer	\$225	\$225		\$225		
2210.6053.7390.0000	Health - Maternal/Infant Supj	1	Small Network Printer	\$275	\$275		\$275		
2210.6053.7390.0000	Health - Maternal/Infant Supj	1	17" LCD Monitor	\$155	\$155		\$155		
2210.6053.7390.0000	Health - Maternal/Infant Supj	1	Small Laser Printer	\$225	\$225		\$225		
						\$0	\$2,666	\$0	\$0
2210.6055.7390.0000	Health - AIDS/STD	1	Laptop Computer	\$1,251	\$1,251		\$1,251		
2210.6055.7390.0000	Health - AIDS/STD	1	17" LCD Monitor	\$155	\$155		\$155		
2210.6055.7390.0000	Health - AIDS/STD	1	Desktop PC	\$900	\$900		\$900		
2210.6055.7390.0000	Health - AIDS/STD	0.48	Laptop Computer	\$600	\$600		\$600		
2210.6055.7390.0000	Health - AIDS/STD	0.48	17" LCD Monitor	\$74	\$74		\$74		
2210.6055.7390.0000	Health - AIDS/STD	0.48	Docking Station	\$106	\$106		\$106		
						\$0	\$3,086	\$0	\$0

County of Ottawa  
2011 Equipment Requests

Account	Dept	Qty	Description	Estimated Purchase Price	Budget Amount	Amounts Included in 2011 Budget			
						7290.0000 Budget Amt	7390.0000 Budget Amt	9400.0000 Budget Amt	8080.0000 Budget Amt
2210.6059.7390.0000	Health - Communic Disease	0.52	Laptop Computer	\$651	\$651		\$651		
2210.6059.7390.0000	Health - Communic Disease	0.52	Docking Station	\$114	\$114		\$114		
2210.6059.7390.0000	Health - Communic Disease	0.52	17" LCD Monitor	\$81	\$81		\$81		
						\$0	\$846	\$0	\$0
2210.6310.7390.0000	Health - Health Education	1	Small Laser Printer	\$225	\$225		\$225		
2210.6310.7390.0000	Health - Health Education	1	17" LCD Monitor	\$155	\$155		\$155		
2210.6310.7390.0000	Health - Health Education	1	Desktop PC	\$900	\$900		\$900		
2210.6310.7390.0000	Health - Health Education	1	Laptop Computer	\$1,251	\$1,251		\$1,251		
2210.6310.7390.0000	Health - Health Education	1	Scanner 18 ppm	\$400	\$400		\$400		
						\$0	\$2,931	\$0	\$0
2210.6311.7390.0000	Health - Nutrition/Wellness	1	Laptop Computer	\$1,251	\$1,251		\$1,251		
2210.6311.7390.0000	Health - Nutrition/Wellness	1	17" LCD Monitor	\$155	\$155		\$155		
2210.6311.7390.0000	Health - Nutrition/Wellness	1	Desktop PC	\$900	\$900		\$900		
2210.6311.7390.0000	Health - Nutrition/Wellness	1	Laptop Computer	\$1,251	\$1,251		\$1,251		
2210.6311.7390.0000	Health - Nutrition/Wellness	1	Small Laser Printer	\$225	\$225		\$225		
						\$0	\$3,782	\$0	\$0
2220.6495.5022.7390.0000	CMH - Quality Improvement	2	Network Printer Color	\$3,000	\$3,000		\$3,000		
2220.6495.5022.7390.0000	CMH - Quality Improvement	21	Laptop Computer	\$26,271	\$26,271		\$26,271		
2220.6495.5022.7390.0000	CMH - Quality Improvement	4	Network Printer B/W	\$3,000	\$3,000		\$3,000		
2220.6495.5022.7390.0000	CMH - Quality Improvement	5	Small Laser Printer	\$1,125	\$1,125		\$1,125		
2220.6495.5022.7390.0000	CMH - Quality Improvement	73	17" LCD Monitor	\$11,315	\$11,315		\$11,315		
2220.6495.5022.7390.0000	CMH - Quality Improvement	73	Desktop PC	\$65,700	\$65,700		\$65,700		
						\$0	\$110,411	\$0	\$0
2220.6495.5027.9400.0000	CMH - Allocated Costs	1	Chevy Silverado Ext. Cab FWD	\$28,150	\$5,630			\$5,630	
2220.6495.5027.9400.0000	CMH - Allocated Costs	1	Chevy Mailbu	\$18,775	\$3,755			\$3,755	
2220.6495.5027.9400.0000	CMH - Allocated Costs	1	Ford Lift Van	\$55,950	\$11,190			\$11,190	
2220.6495.5027.9400.0000	CMH - Allocated Costs	3	Chevy Impala	\$63,315	\$12,663			\$12,663	
						\$0	\$0	\$33,238	\$0
2272.5250.7390.0000	Landfill Tipping Fees- Allied	1	17" LCD Monitor	\$155	\$155		\$155		
2272.5250.7390.0000	Landfill Tipping Fees- Allied	1	Laptop Computer	\$1,251	\$1,251		\$1,251		
2272.5250.7390.0000	Landfill Tipping Fees- Allied	1	Docking Station	\$220	\$220		\$220		

County of Ottawa  
2011 Equipment Requests

Account	Dept	Qty	Description	Estimated Purchase Price	Budget Amount	Amounts Included in 2011 Budget				
						7290.0000 Budget Amt	7390.0000 Budget Amt	9400.0000 Budget Amt	8080.0000 Budget Amt	
2272.5250.7390.0000	Landfill Tipping Fees- Allied	1	Standard USB Keyboard	\$25	\$25		\$25			
2272.5250.7390.0000	Landfill Tipping Fees- Allied	1	Small Laser Printer	\$225	\$225		\$225			
2272.5250.7390.0000	Landfill Tipping Fees- Allied	1	17" LCD Monitor	\$155	\$155		\$155			
2272.5250.7390.0000	Landfill Tipping Fees- Allied	1	Desktop PC	\$900	\$900		\$900			
2272.5250.7390.0000	Landfill Tipping Fees- Allied	2	17" LCD Monitor	\$310	\$310		\$310			
2272.5250.7390.0000	Landfill Tipping Fees- Allied	2	Desktop PC	\$1,800	\$1,800		\$1,800			
2272.5250.7390.0000	Landfill Tipping Fees- Allied	1	Laptop Computer	\$1,251	\$1,251		\$1,251			
2272.5250.7390.0000	Landfill Tipping Fees- Allied	1	Wireless Mouse	\$20	\$20		\$20			
2272.5250.7390.0000	Landfill Tipping Fees- Allied	1	Docking Station	\$220	\$220		\$220			
2272.5250.7390.0000	Landfill Tipping Fees- Allied	1	Wireless Keyboard	\$50	\$50		\$50			
							\$0	\$6,582	\$0	\$0
2560.2360.7390.0000	Register Of Deeds	1	Desktop PC	\$900	\$900		\$900			
2560.2360.7390.0000	Register Of Deeds	1	24" LCD Monitor	\$415	\$415		\$415			
2560.2360.7390.0000	Register Of Deeds	1	Dymo Label Printer	\$22	\$22		\$22			
2560.2360.7390.0000	Register Of Deeds	1	Epson Inkjet Printer	\$747	\$747		\$747			
2560.2360.7390.0000	Register Of Deeds	1	Fujitsu Scanner	\$1,414	\$1,414		\$1,414			
2560.2360.7390.0000	Register Of Deeds	1	Handheld Products Stand & Bar Scanner	\$180	\$180		\$180			
2560.2360.7390.0000	Register Of Deeds	1	High Speed USB Cable	\$2	\$2		\$2			
2560.2360.7390.0000	Register Of Deeds	1	Blackberry phone/set-up	\$206	\$206		\$206			
2560.2360.7390.0000	Register Of Deeds	1	Blackberry monthly fee						\$660	
							\$0	\$3,886	\$0	\$0
2610.3114.7390.0000	Sheriff - Community Policing	1	Digital Camera Kit	\$150.00						
2610.3131.7390.0000	Sheriff - Comm Pol - Holl Tv	3	AR 15 Package (patrol rifle)	\$3,270	\$3,270		\$3,270			
							\$0	\$3,270	\$0	\$0
2610.3132.7390.0000	Sheriff - Comm Pol - Park Tv	1	AR 15 Package (patrol rifle)	\$1,090	\$1,090		\$1,090			
							\$0	\$1,090	\$0	\$0
2610.3139.7390.0000	Sheriff - COPS Holl/Park Tw	1	AR 15 Package (patrol rifle)	\$1,090	\$1,090		\$1,090			
2610.3139.7390.0000	Sheriff - COPS Holl/Park Tw	1	Patrol Tahoe Set-up	\$6,500	\$6,500		\$6,500			
2610.3139.9400.0000	Sheriff - COPS Holl/Park Tw	1	Patrol Tahoe	\$27,000	\$9,000			\$9,000		
							\$0	\$7,590	\$9,000	\$0

County of Ottawa  
2011 Equipment Requests

Account	Dept	Qty	Description	Estimated Purchase Price	Budget Amount	Amounts Included in 2011 Budget			
						7290.0000 Budget Amt	7390.0000 Budget Amt	9400.0000 Budget Amt	8080.0000 Budget Amt
			not recommended						
2610.3146.7390.0000	Sheriff - Georgetown Twp	2	AR 15 Package (patrol rifle)	\$2,180	\$2,180		\$2,180		
2610.3146.7390.0000	Sheriff - Georgetown Twp	1	Patrol Tahoe Set-up	\$6,500	\$6,500		\$6,500		
2610.3146.7390.0000	Sheriff - Georgetown Twp	1	Suction Units for Paramedic Units	\$600	\$600		\$600		
2610.3146.9400.0000	Sheriff - Georgetown Twp	1	Patrol Tahoe	\$27,000	\$9,000			\$9,000	
						\$0	\$9,280	\$9,000	\$0
2610.3147.7390.0000	Sheriff - Allendale/MI Police	1	AR 15 Package (patrol rifle)	\$1,090	\$1,090		\$1,090		
						\$0	\$1,090	\$0	\$0
2661.3150.7390.0000	Sheriff - 416 Rd Patrol Grant	1	Interior Lightbar w/install	\$700	\$700		\$700		
						\$0	\$700	\$0	\$0
2740.7431.1120.7390.0000	Michigan Works	4	Laptop Computers	\$5,004	\$5,004		\$5,004		
						\$0	\$5,004	\$0	\$0
2850.1520.7390.0000	Community Corrections	1	Small Laser Printer	\$225	\$225		\$225		
2850.1520.7390.0000	Community Corrections	1	Color Inkjet Printer	\$100	\$100		\$100		
2850.1520.7390.0000	Community Corrections	1	Dymo printer label	\$130	\$130		\$130		
2850.1520.7390.0000	Community Corrections	2	Signature Pad	\$600	\$600		\$600		
2850.1520.7390.0000	Community Corrections	4	19" LCD Monitor	\$700	\$700		\$700		
2850.1520.7390.0000	Community Corrections	4	Desktop PC	\$3,600	\$3,600		\$3,600		
2850.1520.9400.0000	Community Corrections	1	Ford Fusion	\$16,257	\$3,251			\$3,251	
						\$0	\$5,355	\$3,251	\$0
2920.6620.7390.0000	Circuit Court - Detention	1	45 Pocket Organizer/Staff Mail boxes	\$468	\$468		\$468		
2920.6620.7390.0000	Circuit Court - Detention	1	Electronic Thermometer	\$313	\$313		\$313		
2920.6620.7390.0000	Circuit Court - Detention	6	Bookcases for Detention Library	\$2,064	\$2,064		\$2,064		
2920.6620.7290.0000	Circuit Court - Detention - 25	5	Ergon 3 Work Chair	\$2,550.00					
2920.6620.7390.0000	Circuit Court - Detention	1	19" LCD Monitor	\$175	\$175		\$175		
						\$0	\$3,020	\$0	\$0
2920.6623.7390.0000	Circuit Court - Juv Treatment	1	17" LCD Monitor	\$155	\$155		\$155		
						\$0	\$155	\$0	\$0

County of Ottawa  
2011 Equipment Requests

Account	Dept	Qty	Description	Estimated Purchase Price	Budget Amount	Amounts Included in 2011 Budget			
						7290.0000 Budget Amt	7390.0000 Budget Amt	9400.0000 Budget Amt	8080.0000 Budget Amt
2920.6624.7290.0000	Circuit Court - Juv Comm In	1	Desktop PC	\$900	\$900	\$900			
2920.6624.7290.0000	Circuit Court - Juv Comm In	1	Color Laser Printer	\$1,500	\$1,500	\$1,500			
2920.6624.7290.0000	Circuit Court - Juv Comm In	1	Fujitsu 5120c Scanner	\$1,150	\$1,150	\$1,150			
2920.6624.7390.0000	Circuit Court - Juv Comm In	1	Desktop Scanner	\$300	\$300		\$300		
						<u>\$3,550</u>	<u>\$300</u>	<u>\$0</u>	<u>\$0</u>
6360.2580.7390.0000	Information Technology	1	SQL Server 2008 Developer License	\$50	\$50		\$50		
6360.2580.7390.0000	Information Technology	1	SQL Enterprise Server License	\$4,000	\$4,000		\$4,000		
6360.2580.7390.0000	Information Technology	1	Windows Server 2008 License	\$1,500	\$1,500		\$1,500		
6360.2580.7390.0000	Information Technology	1	Hardware Support Tools	\$600	\$600		\$600		
6360.2580.7390.0000	Information Technology	1	IT Software Support Tools	\$600	\$600		\$600		
6360.2580.7390.0000	Information Technology	1	KVM 8 Port Console	\$1,200	\$1,200		\$1,200		
6360.2580.7390.0000	Information Technology	20	CISCO Switch 296024TT	\$16,160	\$16,160		\$16,160		
6360.2580.7390.0000	Information Technology	4	CISCO 802.11a/g/n Mod Auto Access Pt	\$3,840	\$3,840		\$3,840		
6360.2580.7390.0000	Information Technology	10	OnBase Workflow Concurrent License	\$16,000	\$16,000		\$16,000		
6360.2580.7390.0000	Information Technology	8	OnBase Workflow Named License	\$8,000	\$8,000		\$8,000		
6360.2580.9400.0000	Information Technology	1	Web Filtering	\$20,000	\$4,000			\$4,000	
6360.2580.9400.0000	Information Technology	1	PowerEdge 510 2 rack server,	\$8,000	\$1,600			\$1,600	
6360.2580.9400.0000	Information Technology	2	Dell SAN Enclosure with Storage/drives	\$11,014	\$2,203			\$2,203	
						<u>\$0</u>	<u>\$51,950</u>	<u>\$7,803</u>	<u>\$0</u>
6450.2890.7390.0000	Duplicating	12	Copy Machines	\$52,800	\$52,800		\$52,800		
6450.1460.0020	Duplicating	1	Copy Machine - Fillmore Copy Room	\$10,000	\$10,000			n/a	
						<u>\$0</u>	<u>\$52,800</u>	<u>\$0</u>	<u>\$0</u>
6550.2890.7390.0000	Telecommunications	1	Laptop Computer	\$1,251	\$1,251		\$1,251		
6550.2890.7390.0000	Telecommunications	2	Sorrento Gigamux 2-port Gig Eth card/fil	\$8,000	\$8,000		\$8,000		
						<u>\$0</u>	<u>\$9,251</u>	<u>\$0</u>	<u>\$0</u>
Total Requested				<u>\$2,231,997</u>					
Total Recommended - All Departments				<u>\$2,150,661</u>	<u>\$3,550</u>	<u>\$734,788</u>	<u>\$235,240</u>	<u>\$800</u>	
Total Recommended and Budgeted - All Accounts					<u>\$974,378</u>				