

Agenda
Finance and Administration Committee
West Olive Administration Building
12220 Fillmore, West Olive, MI 49460
Tuesday, November 20, 2012
9:30 a.m.

Consent Items:

1. Approval of the Agenda
2. [Approval of Minutes from the October 16, 2012 Finance and Administration Committee Meeting.](#)

Action Items:

1. [Monthly Budget Adjustments](#)
Suggested Motion:
To approve and forward to the Board of Commissioners the appropriation changes greater than \$50,000 and those approved by the Administrator and Fiscal Services Director for \$50,000 or less which changed the total appropriation from the amended budget for the month of October, 2012.
2. [Budget Adjustments Greater than \\$50,000](#)
Suggested Motion:
To approve budget adjustment numbers 09-148, 10-521, 10-591, 10-818, 10-823, 10-1483, 11-32, 11-91, 11-247.
3. [Statement of Review](#)
Suggested Motion:
To approve the Statement of Review for the month of October 2012.
4. [Quarterly Treasurer's Investment Report](#)
Suggested Motion:
To receive for information the Treasurer's Quarterly Investment Report as of September 2012.
5. [Amended 2012 Apportionment Report](#)
Suggested Motion:
To approve and forward to the Board of Commissioners the Amended 2012 Apportionment Report.
6. [Proposed 2013 Parks and Recreation Fees](#)
Suggested Motion:
To approve and forward to the Board of Commissioners the Parks and Recreation Commission's proposed fee schedule for 2013 including increases to motor vehicle parking fees and selected facility reservation fees.
7. [Service Agreement between Ottawa County and Harbor Humane Society](#)
Suggested Motion:
To approve and forward to the Board of Commissioners the Service Agreement between Ottawa County and Harbor Humane Society.

Discussion Items:

1. [Treasurer's Financial Month End Update October 2012](#)

Adjournment

Comments on the day's business are to be limited to three (3) minutes.

FINANCE AND ADMINISTRATION COMMITTEE

Proposed Minutes

DATE: October 16, 2012

TIME: 9:30 a.m.

PLACE: Fillmore Street Complex

PRESENT: Roger Rycenga, Robert Karsten, Dennis Swartout, Joseph Baumann

ABSENT: Donald Disselkoen

STAFF & GUESTS: Keith VanBeek, Assistant Administrator; Sherri Sayles, Deputy Clerk; Kori White-Bissot, LCC Director; Brett Laughlin, Road Commission; Robert Spaman, Fiscal Services Director; Greg Rappleye, Corporate Counsel; Michael Galligan, Equalization Director; Marcie VanVelzen, Equalization; Bradley Slagh, Treasurer; Alan Vanderberg, Administrator; Shannon, McGoran, Management Analyst

SUBJECT: CONSENT ITEMS

FC 12-094 Motion: To approve the agenda of today as presented and to approve the minutes from the September 18, 2012 meeting as presented.
Moved by: Karsten UNANIMOUS

SUBJECT: MONTHLY BUDGET ADJUSTMENTS

FC 12-095 Motion: To approve and forward to the Board of Commissioners the appropriation changes greater than \$50,000 and those approved by the Administrator and Fiscal Services Director for \$50,000 or less which changed the total appropriation from the amended budget for the month of September, 2012.
Moved by: Rycenga UNANIMOUS

SUBJECT: BUDGET ADJUSTMENTS GREATER THAN \$50,000

FC 12-096 Motion: To approve budget adjustment numbers 401, 551, 552,554, 555, 556, 558, 561, 574, 2, 2, 3, 6, 7, 8, 10, 11, 11, 12, 15, 16, 17, 18, 19, 46, 216, 219, 238, 243, 244, 245 and 247.
Moved by: Rycenga UNANIMOUS

SUBJECT: STATEMENT OF REVIEW

FC 12-097 Motion: To approve the Statement of Review for the month of September 2012.
Moved by: Baumann UNANIMOUS

SUBJECT: 2013 INSURANCE AUTHORITY BUDGET

FC 12-098 Motion: To receive for information and forward to the Board of Commissioners the Ottawa County, Michigan Insurance Authority Budget for fiscal year 2013.
Moved by: Baumann UNANIMOUS

SUBJECT: 2013 BUDGET RESOLUTION

FC 12-099 Motion: To approve and forward to the Board of Commissioners the 2013 Budget Resolution and 2013 Budget.
Moved by: Rycenga UNANIMOUS

SUBJECT: QUARTERLY FINANCIAL STATUS REPORT

FC 12-100 Motion: To receive for information the Interim Financial Statement for General Fund, Mental Health and Public Health as of September 30, 2012.
Moved by: Baumann UNANIMOUS

SUBJECT: 2012 APPORTIONMENT REPORT

FC 12-101 Motion: To approve and forward to the Board of Commissioners the 2012 Apportionment Report.
Moved by: Baumann UNANIMOUS

SUBJECT: WAGE AND BENEFIT ADJUSTMENTS FOR COUNTY AND COURT UNCLASSIFIED AND GROUP T EMPLOYEES FOR 2013

FC 12-102 Motion: To approve and forward to the Board of Commissioners the following wage and benefit adjustments for County and Court Unclassified Employees (Excluding Elected Officials, Judges and the Board of Commissioners) and Group T Employees for 2013:

- a. Wages: Effective January 1, 2013, increase the existing salary schedule by 1.75%.
- b. Benefits: In 2013 the employee co-pay on the 100/80 (high) and the 90/70 (low) POS plans would remain at a 20%. The High Deductible Health Plan with a Health Savings Account would have a zero co-pay, and the deductible in 2013 would increase to \$1,250 (single), and \$2,500 (2 person/family) and the Employer will fund the deductible for 2013 at 75% (\$937 single/\$1,875 two person/family). (Including Elected Officials and Judges.)

Moved by: Karsten UNANIMOUS

SUBJECT: PA 2 SUBSTANCE ABUSE FUNDING ADMINISTRATION AND DISTRIBUTION

FC 12-103 Motion: To approve and forward to the Board of Commissioners the resolution regarding the distribution of convention facility tax revenues to counties under Public Acts 106 and 107 of 1985.
Moved by: Karsten UNANIMOUS

SUBJECT: ALLIANCE FOR INNOVATION

FC 12-104 Motion: To approve and forward to the Board of Commissioners the membership to the Alliance for Innovation in collaboration with Arizona State University and ICMA at a cost of \$7,500 to be paid from funds set aside for the 4 C's Strategic Initiative.
Moved by: Rycenga UNANIMOUS

SUBJECT: DISCUSSION ITEMS

1. Discussion on Mileage for Commissioners – Keith VanBeek lead a discussion on mileage reimbursement for Commissioners which has been brought up two times in the past year. Committee in favor of keeping reimbursement as is at this time. A motion will be brought before the full Board retitling the current “Approved Committee and Rates” document to apply to mileage reimbursement. Mr. Karsten believes the new Board should look at any request outside the current list that hasn't been approved.
2. Discussion on Health Insurance for Ottawa County Road Commissioners – Keith VanBeek lead in a discussion on whether or not to continue health insurance for the Ottawa County Road Commissioners. Only two of the Road Commissioners presented take the insurance and the others opt out.

FC 12-105 Motion: To approve and forward to the Board of Commissioners the recommendation to set the Ottawa County Road Commissioners annual salary at \$9,000 with an additional \$500 for the Chair and eliminate their health insurance and retain life insurance.
Moved by: Karsten UNANIMOUS

3. Treasurer's Financial Month End Update – Bradley Slagh reported the Treasurer's Office has been working on the MUNIS conversion which has been taking a lot of time. No report for this month.

SUBJECT: ADJOURNMENT

The meeting adjourned at 10:17 a.m.

Action Request



Committee: Finance and Administration Committee

Meeting Date: 11/20/2012

Requesting Department: Fiscal Services

Submitted By: Bob Spaman

Agenda Item: Monthly Budget Adjustments

SUGGESTED MOTION:

To approve and forward to the Board of Commissioners the appropriation changes greater than \$50,000 and those approved by the Administrator and Fiscal Services Director for \$50,000 or less which changed the total appropriation from the amended budget for the month of October, 2012.

SUMMARY OF REQUEST:

Approve budget adjustments processed during the month for appropriation changes and line item adjustments.

Mandated action required by PA 621 of 1978, the Uniform Budget and Accounting Act.

Compliance with the Ottawa County Operating Budget Policy.

FINANCIAL INFORMATION:

Total Cost: \$0.00 | General Fund Cost: \$0.00 | Included in Budget: Yes | No

If not included in budget, recommended funding source:

ACTION IS RELATED TO AN ACTIVITY WHICH IS:

Mandated | Non-Mandated | New Activity

ACTION IS RELATED TO STRATEGIC PLAN:

Goal: 1: To Maintain and Improve the Strong Financial Position of the County.

Objective: 1: Maintain and improve the financial position of the County through legislative advocacy.

2: Implement processes and strategies to address operational budget deficits with pro-active, balanced approaches.

3: Approve strategies to reduce the negative impact of rising employee benefit costs on the budget.

4: Maintain or improve bond ratings.

ADMINISTRATION RECOMMENDATION: Recommended | Not Recommended | Without Recommendation

County Administrator:

Committee/Governing/Advisory Board Approval Date:

JOURNAL INQUIRY

YEAR	PER	JOURNAL	SRC	EFF DATE	ENT DATE	JNL DESC	CLERK	ENTITY	AUTO-REV	STATUS	BUD YEAR	JNL TYPE
2012	01	11	BUA	01/01/2012	10/16/2012	PC-6C313	groth		IN	Hist	2012	
LN	ORG	OBJECT	PROJ	REF1	REF2	REF3	LINE DESCRIPTION			DEBIT	CREDIT	OB
ACCOUNT							ACCOUNT DESCRIPTION					
1	27467000	561000			BRD							300,000.00
	2746.06.7000.0000.0000.0000.561000											
2	27467000	671000			BRD							76,765.00
	2746.06.7000.0000.0000.0000.671000											
3	27467000	676000			BRD							25.00
	2746.06.7000.0000.0000.0000.676000											
4	27467000	704000			BRD						28,383.00	
	2746.06.7000.0000.0000.0000.704000											
5	27467000	715000			BRD						2,195.00	
	2746.06.7000.0000.0000.0000.715000											
6	27467000	716000			BRD						7,777.00	
	2746.06.7000.0000.0000.0000.716000											
7	27467000	716002			BRD						471.00	
	2746.06.7000.0000.0000.0000.716002											
8	27467000	717000			BRD						64.00	
	2746.06.7000.0000.0000.0000.717000											
9	27467000	718000			BRD						2,640.00	
	2746.06.7000.0000.0000.0000.718000											
10	27467000	718001			BRD						413.00	
	2746.06.7000.0000.0000.0000.718001											
11	27467000	719000			BRD						399.00	
	2746.06.7000.0000.0000.0000.719000											
12	27467000	720000			BRD						6.00	
	2746.06.7000.0000.0000.0000.720000											
13	27467000	722000			BRD						22.00	
	2746.06.7000.0000.0000.0000.722000											
14	27467000	723000			BRD						91.00	
	2746.06.7000.0000.0000.0000.723000											
15	27467000	724000			BRD						124.00	
	2746.06.7000.0000.0000.0000.724000											
16	27467000	727000			BRD						234.00	
	2746.06.7000.0000.0000.0000.727000											
17	27467000	728000			BRD						253.00	
	2746.06.7000.0000.0000.0000.728000											
18	27467000	730000			BRD						336.00	
	2746.06.7000.0000.0000.0000.730000											
19	27467000	739000			BRD						1,700.00	
	2746.06.7000.0000.0000.0000.739000											
20	27467000	808000			BRD						1,265.00	
	2746.06.7000.0000.0000.0000.808000											
21	27467000	831000			BRD						116.00	
	2746.06.7000.0000.0000.0000.831000											

JOURNAL INQUIRY

YEAR	PER	JOURNAL	SRC	EFF DATE	ENT DATE	JNL DESC	CLERK	ENTITY	AUTO-REV	STATUS	BUD YEAR	JNL TYPE
2012	01	11	BUA	01/01/2012	10/16/2012	PC-6C313	groth	1	N	Hist	2012	
LN	ORG	OBJECT	PROJ	REF1	REF2	REF3	ACCOUNT DESCRIPTION	LINE DESCRIPTION	DEBIT	CREDIT	OB	
22	27467000	831002					BRD		3,916.00			
	2746.06.7000.0000.0000.0000.831002							IT Charges				
23	27467000	850000					BRD		231.00			
	2746.06.7000.0000.0000.0000.850000							Telephone				
24	27467000	860000					BRD		693.00			
	2746.06.7000.0000.0000.0000.860000							Travel - Mileage				
25	27467000	861000					BRD		512.00			
	2746.06.7000.0000.0000.0000.861000							Conferences & Othr Travel				
26	27467000	901000					BRD		1,854.00			
	2746.06.7000.0000.0000.0000.901000							Advertising				
27	27467000	930000					BRD		23,000.00			
	2746.06.7000.0000.0000.0000.930000							Equipment Repairs				
28	27467000	937000					BRD		76,790.00			
	2746.06.7000.0000.0000.0000.937000							Building Repairs				
29	27467000	937000					BRD		223,000.00			
	2746.06.7000.0000.0000.0000.937000							Building Repairs				
30	27467000	939000					BRD		305.00			
	2746.06.7000.0000.0000.0000.939000							Building Rental				
31	2746	397701					BRD				277,000.00	1
	2746.00.0000.0000.0000.0000.397701							Appropriations Control				
32	2746	397401					BRD		376,765.00			1
	2746.00.0000.0000.0000.0000.397401							Estimated Revenues				
33	2746	390001					BRD				99,765.00	1
	2746.00.0000.0000.0000.0000.390001							Budgetary Fund Balance				
34	2746	397701					BRD				99,790.00	1
	2746.00.0000.0000.0000.0000.397701							Appropriations Control				
35	2746	397401					BRD		25.00			1
	2746.00.0000.0000.0000.0000.397401							Estimated Revenues				
36	2746	390001					BRD		99,765.00			1
	2746.00.0000.0000.0000.0000.390001							Budgetary Fund Balance				
** JOURNAL TOTAL									476,555.00	476,555.00		

YEAR	PER	JOURNAL	SRC	EFF DATE	ENT DATE	JNL DESC	CLERK	ENTITY	AUTO-REV	STATUS	BUD YEAR	JNL TYPE
2012	01	12	BUC	01/01/2012	10/11/2012	PC-6C202	groth	1	N	Hist	2012	
LN	ORG	OBJECT	PROJ	REF1	REF2	REF3	ACCOUNT DESCRIPTION	LINE DESCRIPTION	DEBIT	CREDIT	OB	
1	27467000	561000					BRD				7,775.00	
	2746.06.7000.0000.0000.0000.561000							State of Mich - welfare				

JOURNAL INQUIRY

YEAR	PER	JOURNAL	SRC	EFF DATE	ENT DATE	JNL DESC	CLERK	ENTITY	AUTO-REV	STATUS	BUD YEAR	JNL TYPE
2012	01	12	BUC	01/01/2012	10/11/2012	PC-6C202	groth	1	N	Hist	2012	
LN	ORG	OBJECT	PROJ	REF1	REF2	REF3	ACCOUNT DESCRIPTION	LINE DESCRIPTION	DEBIT	CREDIT	OB	
2	27467000	704000					BRD		4,948.00			
	2746.06.7000.0000.0000.0000.704000						Salaries - Regular					
3	27467000	715000					BRD		383.00			
	2746.06.7000.0000.0000.0000.715000						Social Security					
4	27467000	716000					BRD		1,529.00			
	2746.06.7000.0000.0000.0000.716000						Health Insurance					
5	27467000	716002					BRD		83.00			
	2746.06.7000.0000.0000.0000.716002						OPEB - Health Care					
6	27467000	717000					BRD		12.00			
	2746.06.7000.0000.0000.0000.717000						Life Insurance					
7	27467000	718000					BRD		461.00			
	2746.06.7000.0000.0000.0000.718000						Retirement & Sick Leave					
8	27467000	718001					BRD		72.00			
	2746.06.7000.0000.0000.0000.718001						457 Plan Contribution					
9	27467000	719000					BRD		71.00			
	2746.06.7000.0000.0000.0000.719000						Dental Insurance					
10	27467000	720000					BRD		2.00			
	2746.06.7000.0000.0000.0000.720000						Worker's Compensation					
11	27467000	721000					BRD		53.00			
	2746.06.7000.0000.0000.0000.721000						Longevity					
12	27467000	722000					BRD		23.00			
	2746.06.7000.0000.0000.0000.722000						Unemployment					
13	27467000	723000					BRD		16.00			
	2746.06.7000.0000.0000.0000.723000						Optical Insurance					
14	27467000	724000					BRD		22.00			
	2746.06.7000.0000.0000.0000.724000						Disability Insurance					
15	27467000	860000					BRD		100.00			
	2746.06.7000.0000.0000.0000.860000						Travel - Mileage					
16	2746	397701					BRD			7,775.00	1	
	2746.00.0000.0000.0000.0000.397701						Appropriations Control					
17	2746	397401					BRD		7,775.00		1	
	2746.00.0000.0000.0000.0000.397401						Estimated Revenues					
** JOURNAL TOTAL									7,775.00	7,775.00		

YEAR	PER	JOURNAL	SRC	EFF DATE	ENT DATE	JNL DESC	CLERK	ENTITY	AUTO-REV	STATUS	BUD YEAR	JNL TYPE
2012	01	13	BUA	01/01/2012	10/11/2012	PC-6C325	groth		1N	Hist	2012	
LN	ORG	OBJECT	PROJ	REF1	REF2	REF3	ACCOUNT DESCRIPTION	LINE DESCRIPTION	DEBIT	CREDIT	OB	
ACCOUNT												

JOURNAL INQUIRY

YEAR	PER	JOURNAL	SRC	EFF DATE	ENT DATE	JNL DESC	CLERK	ENTITY	AUTO-REV	STATUS	BUD YEAR	JNL TYPE
2012	01	13	BUA	01/01/2012	10/11/2012	PC-6C325	groth	1	N	Hist	2012	
LN	ORG	OBJECT	PROJ	REF1	REF2	REF3	ACCOUNT DESCRIPTION	LINE DESCRIPTION	DEBIT	CREDIT	OB	
1	27467000	561000					BRD				32,000.00	
	2746.06.7000.0000.0000.0000.561000							State Of Mich - Welfare				
2	27467000	704000					BRD		4,248.00			
	2746.06.7000.0000.0000.0000.704000							Salaries - Regular				
3	27467000	715000					BRD		325.00			
	2746.06.7000.0000.0000.0000.715000							Social Security				
4	27467000	716000					BRD		1,563.00			
	2746.06.7000.0000.0000.0000.716000							Health Insurance				
5	27467000	716002					BRD		31.00			
	2746.06.7000.0000.0000.0000.716002							OPEB - Health Care				
6	27467000	717000					BRD		8.00			
	2746.06.7000.0000.0000.0000.717000							Life Insurance				
7	27467000	718000					BRD		400.00			
	2746.06.7000.0000.0000.0000.718000							Retirement & Sick Leave				
8	27467000	719000					BRD		91.00			
	2746.06.7000.0000.0000.0000.719000							Dental Insurance				
9	27467000	720000					BRD		1.00			
	2746.06.7000.0000.0000.0000.720000							Worker's Compensation				
10	27467000	722000					BRD		128.00			
	2746.06.7000.0000.0000.0000.722000							Unemployment				
11	27467000	723000					BRD		79.00			
	2746.06.7000.0000.0000.0000.723000							Optical Insurance				
12	27467000	724000					BRD		69.00			
	2746.06.7000.0000.0000.0000.724000							Disability Insurance				
13	27467000	733000					BRD		25,000.00			
	2746.06.7000.0000.0000.0000.733000							Weatherization Materials				
14	27467000	739000					BRD		57.00			
	2746.06.7000.0000.0000.0000.739000							Operational Supplies				
15	2746	397701					BRD			6,943.00	1	
	2746.00.0000.0000.0000.0000.397701							Appropriations Control				
16	2746	397401					BRD		32,000.00		1	
	2746.00.0000.0000.0000.0000.397401							Estimated Revenues				
17	2746	390001					BRD			25,057.00	1	
	2746.00.0000.0000.0000.0000.390001							Budgetary Fund Balance				
18	2746	397701					BRD			25,057.00	1	
	2746.00.0000.0000.0000.0000.397701							Appropriations Control				
19	2746	390001					BRD		25,057.00		1	
	2746.00.0000.0000.0000.0000.390001							Budgetary Fund Balance				
** JOURNAL TOTAL									57,057.00	57,057.00		

JOURNAL INQUIRY

YEAR	PER	JOURNAL	SRC	EFF DATE	ENT DATE	JNL DESC	CLERK	ENTITY	AUTO-REV	STATUS	BUD YEAR	JNL TYPE
2012	01	14	BUC	01/01/2012	10/11/2012	PC-6C325	groth		IN	Hist	2012	
LN	ORG	OBJECT	PROJ	REF1	REF2	REF3	LINE DESCRIPTION			DEBIT	CREDIT	OB
ACCOUNT							ACCOUNT DESCRIPTION					
1	27467000	671000			BRD							5,130.00
	2746.06.7000.0000.0000.0000.0000.671000							Other Revenue				
2	27467000	704000			BRD					2,713.00		
	2746.06.7000.0000.0000.0000.0000.704000							Salaries - Regular				
3	27467000	715000			BRD					198.00		
	2746.06.7000.0000.0000.0000.0000.715000							Social Security				
4	27467000	716000			BRD					962.00		
	2746.06.7000.0000.0000.0000.0000.716000							Health Insurance				
5	27467000	716002			BRD					19.00		
	2746.06.7000.0000.0000.0000.0000.716002							OPEB - Health Care				
6	27467000	717000			BRD					5.00		
	2746.06.7000.0000.0000.0000.0000.717000							Life Insurance				
7	27467000	718000			BRD					244.00		
	2746.06.7000.0000.0000.0000.0000.718000							Retirement & Sick Leave				
8	27467000	718001			BRD					2.00		
	2746.06.7000.0000.0000.0000.0000.718001							457 Plan Contribution				
9	27467000	719000			BRD					56.00		
	2746.06.7000.0000.0000.0000.0000.719000							Dental Insurance				
10	27467000	720000			BRD					1.00		
	2746.06.7000.0000.0000.0000.0000.720000							Worker's Compensation				
11	27467000	722000			BRD					13.00		
	2746.06.7000.0000.0000.0000.0000.722000							Unemployment				
12	27467000	723000			BRD					10.00		
	2746.06.7000.0000.0000.0000.0000.723000							Optical Insurance				
13	27467000	724000			BRD					7.00		
	2746.06.7000.0000.0000.0000.0000.724000							Disability Insurance				
14	27467000	821000			BRD					900.00		
	2746.06.7000.0000.0000.0000.0000.821000							Contractual - Other				
15	2746	397701			BRD						4,230.00	1
	2746.00.0000.0000.0000.0000.0000.397701							Appropriations Control				
16	2746	390001			BRD					4,230.00		1
	2746.00.0000.0000.0000.0000.0000.390001							Budgetary Fund Balance				
17	2746	397701			BRD						900.00	1
	2746.00.0000.0000.0000.0000.0000.397701							Appropriations Control				
18	2746	397401			BRD					5,130.00		1
	2746.00.0000.0000.0000.0000.0000.397401							Estimated Revenues				
19	2746	390001			BRD						4,230.00	1
	2746.00.0000.0000.0000.0000.0000.390001							Budgetary Fund Balance				
** JOURNAL TOTAL										9,360.00	9,360.00	

JOURNAL INQUIRY

YEAR	PER	JOURNAL	SRC	EFF DATE	ENT DATE	JNL DESC	CLERK	ENTITY	AUTO-REV	STATUS	BUD YEAR	JNL TYPE
2012	03	2	BUA	03/23/2012	10/16/2012	PC-6W320	MoLendyk		IN	Hist	2012	
LN	ORG	OBJECT	PROJ	REF1	REF2	REF3	LINE DESCRIPTION			DEBIT	CREDIT	OB
ACCOUNT							ACCOUNT DESCRIPTION					
1	27457320	561000			BRD						168,258.00	
	2745.06.7320.0000.0000.0000.561000						State Of Mich - Welfare					
2	27457320	704000			BRD					23,786.00		
	2745.06.7320.0000.0000.0000.704000						Salaries - Regular					
3	27457320	715000			BRD					1,852.00		
	2745.06.7320.0000.0000.0000.715000						Social Security					
4	27457320	716000			BRD					6,144.00		
	2745.06.7320.0000.0000.0000.716000						Health Insurance					
5	27457320	716002			BRD					289.00		
	2745.06.7320.0000.0000.0000.716002						OPEB - Health Care					
6	27457320	717000			BRD					65.00		
	2745.06.7320.0000.0000.0000.717000						Life Insurance					
7	27457320	718000			BRD					3,063.00		
	2745.06.7320.0000.0000.0000.718000						Retirement & Sick Leave					
8	27457320	718001			BRD					191.00		
	2745.06.7320.0000.0000.0000.718001						457 Plan Contribution					
9	27457320	719000			BRD					330.00		
	2745.06.7320.0000.0000.0000.719000						Dental Insurance					
10	27457320	720000			BRD					5.00		
	2745.06.7320.0000.0000.0000.720000						Worker's Compensation					
11	27457320	722000			BRD					50.00		
	2745.06.7320.0000.0000.0000.722000						Unemployment					
12	27457320	723000			BRD					70.00		
	2745.06.7320.0000.0000.0000.723000						Optical Insurance					
13	27457320	724000			BRD					94.00		
	2745.06.7320.0000.0000.0000.724000						Disability Insurance					
14	27457320	727000			BRD					500.00		
	2745.06.7320.0000.0000.0000.727000						Office Supplies					
15	27457320	728000			BRD					500.00		
	2745.06.7320.0000.0000.0000.728000						Printing & Binding					
16	27457320	730000			BRD					500.00		
	2745.06.7320.0000.0000.0000.730000						Postage					
17	27457320	739000			BRD					200.00		
	2745.06.7320.0000.0000.0000.739000						Operational Supplies					
18	27457320	808000			BRD					200.00		
	2745.06.7320.0000.0000.0000.808000						Service Contracts					
19	27457320	821000			BRD					124,606.00		
	2745.06.7320.0000.0000.0000.821000						Contractual - Other					
20	27457320	830000			BRD					200.00		
	2745.06.7320.0000.0000.0000.830000						Memberships & Dues					
21	27457320	831000			BRD					1,780.00		
	2745.06.7320.0000.0000.0000.831000						Administrative Expense					

JOURNAL INQUIRY

YEAR	PER	JOURNAL	SRC	EFF DATE	ENT DATE	JNL DESC	CLERK	ENTITY	AUTO-REV	STATUS	BUD YEAR	JNL TYPE
2012	03	2	BUA	03/23/2012	10/16/2012	PC-6W320	MoLendyk	1	N	Hist	2012	
LN	ORG	OBJECT	PROJ	REF1	REF2	REF3	ACCOUNT DESCRIPTION	LINE DESCRIPTION	DEBIT	CREDIT	OB	
22	27457320	831002					BRD		795.00			
	2745.06.7320.0000.0000.0000.831002							IT Charges				
23	27457320	850000					BRD		400.00			
	2745.06.7320.0000.0000.0000.850000							Telephone				
24	27457320	860000					BRD		1,000.00			
	2745.06.7320.0000.0000.0000.860000							Travel - Mileage				
25	27457320	861000					BRD		500.00			
	2745.06.7320.0000.0000.0000.861000							Conferences & Othr Travel				
26	27457320	901000					BRD		683.00			
	2745.06.7320.0000.0000.0000.901000							Advertising				
27	27457320	910000					BRD		255.00			
	2745.06.7320.0000.0000.0000.910000							Insurance & Bonds				
28	27457320	940000					BRD		200.00			
	2745.06.7320.0000.0000.0000.940000							Equipment Rental				
29	2745	397701					BRD				164,345.00	1
	2745.00.0000.0000.0000.0000.397701							Appropriations Control				
30	2745	397401					BRD		168,258.00			1
	2745.00.0000.0000.0000.0000.397401							Estimated Revenues				
31	2745	390001					BRD				3,913.00	1
	2745.00.0000.0000.0000.0000.390001							Budgetary Fund Balance				
32	2745	397701					BRD				3,913.00	1
	2745.00.0000.0000.0000.0000.397701							Appropriations Control				
33	2745	390001					BRD		3,913.00			1
	2745.00.0000.0000.0000.0000.390001							Budgetary Fund Balance				
** JOURNAL TOTAL									172,171.00	172,171.00		

YEAR	PER	JOURNAL	SRC	EFF DATE	ENT DATE	JNL DESC	CLERK	ENTITY	AUTO-REV	STATUS	BUD YEAR	JNL TYPE
2012	04	2	BUC	04/01/2012	10/16/2012	PC-6C312	groth		IN	Hist	2012	
LN	ORG	OBJECT	PROJ	REF1	REF2	REF3	ACCOUNT DESCRIPTION	LINE DESCRIPTION	DEBIT	CREDIT	OB	
1	27467000	572000					BRD				151,091.00	
	2746.06.7000.0000.0000.0000.572000							St Of MI-Energy Coordin.				
2	27467000	704000					BRD		2,861.00			
	2746.06.7000.0000.0000.0000.704000							Salaries - Regular				
3	27467000	704000					BRD		2,033.00			
	2746.06.7000.0000.0000.0000.704000							Salaries - Regular				
4	27467000	704000					BRD		32,183.00			
	2746.06.7000.0000.0000.0000.704000							Salaries - Regular				

JOURNAL INQUIRY

YEAR	PER	JOURNAL	SRC	EFF DATE	ENT DATE	JNL DESC	CLERK	ENTITY	AUTO-REV	STATUS	BUD YEAR	JNL TYPE
2012	04	2	BUC	04/01/2012	10/16/2012	PC-6C312	groth	1	N	Hist	2012	
LN	ORG	OBJECT	PROJ	REF1	REF2	REF3	ACCOUNT DESCRIPTION	LINE DESCRIPTION	DEBIT	CREDIT	OB	
5	27467000	715000					BRD		2,461.00			
	2746.06.7000.0000.0000.0000.715000							Social Security				
6	27467000	715000					BRD		155.00			
	2746.06.7000.0000.0000.0000.715000							Social Security				
7	27467000	715000					BRD		218.00			
	2746.06.7000.0000.0000.0000.715000							Social Security				
8	27467000	716000					BRD		450.00			
	2746.06.7000.0000.0000.0000.716000							Health Insurance				
9	27467000	716000					BRD		750.00			
	2746.06.7000.0000.0000.0000.716000							Health Insurance				
10	27467000	716000					BRD		10,646.00			
	2746.06.7000.0000.0000.0000.716000							Health Insurance				
11	27467000	716002					BRD		10.00			
	2746.06.7000.0000.0000.0000.716002							OPEB - Health Care				
12	27467000	716002					BRD		2.00			
	2746.06.7000.0000.0000.0000.716002							OPEB - Health Care				
13	27467000	716002					BRD		2.00			
	2746.06.7000.0000.0000.0000.716002							OPEB - Health Care				
14	27467000	717000					BRD		9.00			
	2746.06.7000.0000.0000.0000.717000							Life Insurance				
15	27467000	717000					BRD		5.00			
	2746.06.7000.0000.0000.0000.717000							Life Insurance				
16	27467000	717000					BRD		72.00			
	2746.06.7000.0000.0000.0000.717000							Life Insurance				
17	27467000	718000					BRD		2,986.00			
	2746.06.7000.0000.0000.0000.718000							Retirement & Sick Leave				
18	27467000	718000					BRD		187.00			
	2746.06.7000.0000.0000.0000.718000							Retirement & Sick Leave				
19	27467000	718000					BRD		405.00			
	2746.06.7000.0000.0000.0000.718000							Retirement & Sick Leave				
20	27467000	718001					BRD		2.00			
	2746.06.7000.0000.0000.0000.718001							457 Plan Contribution				
21	27467000	718001					BRD		50.00			
	2746.06.7000.0000.0000.0000.718001							457 Plan Contribution				
22	27467000	718001					BRD		341.00			
	2746.06.7000.0000.0000.0000.718001							457 Plan Contribution				
23	27467000	719000					BRD		431.00			
	2746.06.7000.0000.0000.0000.719000							Dental Insurance				
24	27467000	719000					BRD		36.00			
	2746.06.7000.0000.0000.0000.719000							Dental Insurance				
25	27467000	719000					BRD		13.00			
	2746.06.7000.0000.0000.0000.719000							Dental Insurance				

JOURNAL INQUIRY

YEAR	PER	JOURNAL	SRC	EFF DATE	ENT DATE	JNL DESC	CLERK	ENTITY	AUTO-REV	STATUS	BUD YEAR	JNL TYPE
2012	04	2	BUC	04/01/2012	10/16/2012	PC-6C312	groth	1	N	Hist	2012	
LN	ORG	OBJECT	PROJ	REF1	REF2	REF3	ACCOUNT DESCRIPTION	LINE DESCRIPTION	DEBIT	CREDIT	OB	
26	27467000	720000					BRD		2.00			
	2746.06.7000.0000.0000.0000.720000							Worker's Compensation				
27	27467000	720000					BRD		2.00			
	2746.06.7000.0000.0000.0000.720000							Worker's Compensation				
28	27467000	720000					BRD		32.00			
	2746.06.7000.0000.0000.0000.720000							Worker's Compensation				
29	27467000	721000					BRD		170.00			
	2746.06.7000.0000.0000.0000.721000							Longevity				
30	27467000	722000					BRD		68.00			
	2746.06.7000.0000.0000.0000.722000							Unemployment				
31	27467000	722000					BRD		7.00			
	2746.06.7000.0000.0000.0000.722000							Unemployment				
32	27467000	722000					BRD		10.00			
	2746.06.7000.0000.0000.0000.722000							Unemployment				
33	27467000	723000					BRD		4.00			
	2746.06.7000.0000.0000.0000.723000							Optical Insurance				
34	27467000	723000					BRD		8.00			
	2746.06.7000.0000.0000.0000.723000							Optical Insurance				
35	27467000	723000					BRD		116.00			
	2746.06.7000.0000.0000.0000.723000							Optical Insurance				
36	27467000	724000					BRD		138.00			
	2746.06.7000.0000.0000.0000.724000							Disability Insurance				
37	27467000	724000					BRD		9.00			
	2746.06.7000.0000.0000.0000.724000							Disability Insurance				
38	27467000	724000					BRD		10.00			
	2746.06.7000.0000.0000.0000.724000							Disability Insurance				
39	27467000	727000					BRD		450.00			
	2746.06.7000.0000.0000.0000.727000							Office Supplies				
40	27467000	733000					BRD		17,000.00			
	2746.06.7000.0000.0000.0000.733000							Weatherization Materials				
41	27467000	733000					BRD		62,700.00			
	2746.06.7000.0000.0000.0000.733000							Weatherization Materials				
42	27467000	739000					BRD		308.00			
	2746.06.7000.0000.0000.0000.739000							Operational Supplies				
43	27467000	803090					BRD		50.00			
	2746.06.7000.0000.0000.0000.803090							Audit Fees				
44	27467000	821000					BRD		2,700.00			
	2746.06.7000.0000.0000.0000.821000							Contractual - Other				
45	27467000	821000					BRD		1,000.00			
	2746.06.7000.0000.0000.0000.821000							Contractual - Other				
46	27467000	831000					BRD		900.00			
	2746.06.7000.0000.0000.0000.831000							Administrative Expense				

JOURNAL INQUIRY

YEAR	PER	JOURNAL	SRC	EFF DATE	ENT DATE	JNL DESC	CLERK	ENTITY	AUTO-REV	STATUS	BUD YEAR	JNL TYPE
2012	04	2	BUC	04/01/2012	10/16/2012	PC-6C312	groth	1	N	Hist	2012	
LN	ORG	OBJECT	PROJ	REF1	REF2	REF3	ACCOUNT DESCRIPTION	LINE DESCRIPTION	DEBIT	CREDIT	OB	
47	27467000	831000		BRD					2,121.00			
	2746.06.7000.0000.0000.0000.831000						Administrative Expense					
48	27467000	831002		BRD					1,400.00			
	2746.06.7000.0000.0000.0000.831002						IT Charges					
49	27467000	831002		BRD					1,000.00			
	2746.06.7000.0000.0000.0000.831002						IT Charges					
50	27467000	850000		BRD					474.00			
	2746.06.7000.0000.0000.0000.850000						Telephone					
51	27467000	860000		BRD					300.00			
	2746.06.7000.0000.0000.0000.860000						Travel - Mileage					
52	27467000	860000		BRD					255.00			
	2746.06.7000.0000.0000.0000.860000						Travel - Mileage					
53	27467000	860000		BRD					48.00			
	2746.06.7000.0000.0000.0000.860000						Travel - Mileage					
54	27467000	861000		BRD					501.00			
	2746.06.7000.0000.0000.0000.861000						Conferences & Othr Travel					
55	27467000	910000		BRD					1,000.00			
	2746.06.7000.0000.0000.0000.910000						Insurance & Bonds					
56	27467000	939000		BRD					2,000.00			
	2746.06.7000.0000.0000.0000.939000						Building Rental					
57	2746	397701		BRD							151,041.00	1
	2746.00.0000.0000.0000.0000.397701						Appropriations Control					
58	2746	390001		BRD					151,041.00			1
	2746.00.0000.0000.0000.0000.390001						Budgetary Fund Balance					
59	2746	397701		BRD							50.00	1
	2746.00.0000.0000.0000.0000.397701						Appropriations Control					
60	2746	397401		BRD					151,091.00			1
	2746.00.0000.0000.0000.0000.397401						Estimated Revenues					
61	2746	390001		BRD							151,041.00	1
	2746.00.0000.0000.0000.0000.390001						Budgetary Fund Balance					
** JOURNAL TOTAL									302,132.00	302,132.00		

YEAR	PER	JOURNAL	SRC	EFF DATE	ENT DATE	JNL DESC	CLERK	ENTITY	AUTO-REV	STATUS	BUD YEAR	JNL TYPE
2012	04	3	BUA	04/01/2012	10/16/2012	PC-6C323	groth	1	N	Hist	2012	
LN	ORG	OBJECT	PROJ	REF1	REF2	REF3	ACCOUNT DESCRIPTION	LINE DESCRIPTION	DEBIT	CREDIT	OB	
1	27467000	572000		BRD							214,250.00	
	2746.06.7000.0000.0000.0000.572000						St Of MI-Energy Coordin.					

JOURNAL INQUIRY

YEAR	PER	JOURNAL	SRC	EFF DATE	ENT DATE	JNL DESC	CLERK	ENTITY	AUTO-REV	STATUS	BUD YEAR	JNL TYPE
2012	04	3	BUA	04/01/2012	10/16/2012	PC-6C323	groth	1	N	Hist	2012	
LN	ORG	OBJECT	PROJ	REF1	REF2	REF3	ACCOUNT DESCRIPTION	LINE DESCRIPTION	DEBIT	CREDIT	OB	
2	27467000	704000			BRD				6,508.00			
	2746.06.7000.0000.0000.0000.704000						Salaries - Regular					
3	27467000	704000			BRD				1,200.00			
	2746.06.7000.0000.0000.0000.704000						Salaries - Regular					
4	27467000	704000			BRD				44,921.00			
	2746.06.7000.0000.0000.0000.704000						Salaries - Regular					
5	27467000	715000			BRD				3,449.00			
	2746.06.7000.0000.0000.0000.715000						Social Security					
6	27467000	715000			BRD				91.00			
	2746.06.7000.0000.0000.0000.715000						Social Security					
7	27467000	715000			BRD				498.00			
	2746.06.7000.0000.0000.0000.715000						Social Security					
8	27467000	716000			BRD				1,322.00			
	2746.06.7000.0000.0000.0000.716000						Health Insurance					
9	27467000	716000			BRD				360.00			
	2746.06.7000.0000.0000.0000.716000						Health Insurance					
10	27467000	716000			BRD				10,941.00			
	2746.06.7000.0000.0000.0000.716000						Health Insurance					
11	27467000	716002			BRD				44.00			
	2746.06.7000.0000.0000.0000.716002						OPEB - Health Care					
12	27467000	716002			BRD				2.00			
	2746.06.7000.0000.0000.0000.716002						OPEB - Health Care					
13	27467000	717000			BRD				3.00			
	2746.06.7000.0000.0000.0000.717000						Life Insurance					
14	27467000	717000			BRD				18.00			
	2746.06.7000.0000.0000.0000.717000						Life Insurance					
15	27467000	717000			BRD				120.00			
	2746.06.7000.0000.0000.0000.717000						Life Insurance					
16	27467000	718000			BRD				4,750.00			
	2746.06.7000.0000.0000.0000.718000						Retirement & Sick Leave					
17	27467000	718000			BRD				864.00			
	2746.06.7000.0000.0000.0000.718000						Retirement & Sick Leave					
18	27467000	718000			BRD				156.00			
	2746.06.7000.0000.0000.0000.718000						Retirement & Sick Leave					
19	27467000	718001			BRD				59.00			
	2746.06.7000.0000.0000.0000.718001						457 Plan Contribution					
20	27467000	718001			BRD				355.00			
	2746.06.7000.0000.0000.0000.718001						457 Plan Contribution					
21	27467000	719000			BRD				602.00			
	2746.06.7000.0000.0000.0000.719000						Dental Insurance					
22	27467000	719000			BRD				41.00			
	2746.06.7000.0000.0000.0000.719000						Dental Insurance					

JOURNAL INQUIRY

YEAR	PER	JOURNAL	SRC	EFF DATE	ENT DATE	JNL DESC	CLERK	ENTITY	AUTO-REV	STATUS	BUD YEAR	JNL TYPE
2012	04	3	BUA	04/01/2012	10/16/2012	PC-6C323	groth	1	N	Hist	2012	
LN	ORG	OBJECT	PROJ	REF1	REF2	REF3	ACCOUNT DESCRIPTION	LINE DESCRIPTION	DEBIT	CREDIT	OB	
23	27467000	719000			BRD				79.00			
	2746.06.7000.0000.0000.0000.0000.719000						Dental Insurance					
24	27467000	720000			BRD				6.00			
	2746.06.7000.0000.0000.0000.0000.720000						Worker's Compensation					
25	27467000	720000			BRD				1.00			
	2746.06.7000.0000.0000.0000.0000.720000						Worker's Compensation					
26	27467000	720000			BRD				44.00			
	2746.06.7000.0000.0000.0000.0000.720000						Worker's Compensation					
27	27467000	722000			BRD				63.00			
	2746.06.7000.0000.0000.0000.0000.722000						Unemployment					
28	27467000	722000			BRD				4.00			
	2746.06.7000.0000.0000.0000.0000.722000						Unemployment					
29	27467000	722000			BRD				22.00			
	2746.06.7000.0000.0000.0000.0000.722000						Unemployment					
30	27467000	723000			BRD				14.00			
	2746.06.7000.0000.0000.0000.0000.723000						Optical Insurance					
31	27467000	723000			BRD				7.00			
	2746.06.7000.0000.0000.0000.0000.723000						Optical Insurance					
32	27467000	723000			BRD				109.00			
	2746.06.7000.0000.0000.0000.0000.723000						Optical Insurance					
33	27467000	724000			BRD				139.00			
	2746.06.7000.0000.0000.0000.0000.724000						Disability Insurance					
34	27467000	724000			BRD				4.00			
	2746.06.7000.0000.0000.0000.0000.724000						Disability Insurance					
35	27467000	724000			BRD				17.00			
	2746.06.7000.0000.0000.0000.0000.724000						Disability Insurance					
36	27467000	727000			BRD				54.00			
	2746.06.7000.0000.0000.0000.0000.727000						Office Supplies					
37	27467000	727000			BRD				416.00			
	2746.06.7000.0000.0000.0000.0000.727000						Office Supplies					
38	27467000	733000			BRD				103,000.00			
	2746.06.7000.0000.0000.0000.0000.733000						Weatherization Materials					
39	27467000	733000			BRD				28,000.00			
	2746.06.7000.0000.0000.0000.0000.733000						Weatherization Materials					
40	27467000	739000			BRD				300.00			
	2746.06.7000.0000.0000.0000.0000.739000						Operational Supplies					
41	27467000	739000			BRD				54.00			
	2746.06.7000.0000.0000.0000.0000.739000						Operational Supplies					
42	27467000	821000			BRD				3,600.00			
	2746.06.7000.0000.0000.0000.0000.821000						Contractual - Other					
43	27467000	831000			BRD				500.00			
	2746.06.7000.0000.0000.0000.0000.831000						Administrative Expense					

JOURNAL INQUIRY

YEAR	PER	JOURNAL	SRC	EFF DATE	ENT DATE	JNL DESC	CLERK	ENTITY	AUTO-REV	STATUS	BUD YEAR	JNL TYPE
2012	04	3	BUA	04/01/2012	10/16/2012	PC-6C323	groth	1	N	Hist	2012	
LN	ORG	OBJECT	PROJ	REF1	REF2	REF3	ACCOUNT DESCRIPTION	LINE DESCRIPTION	DEBIT	CREDIT	OB	
44	27467000	831002					BRD 2746.06.7000.0000.0000.831002	IT Charges	592.00			
45	27467000	850000					BRD 2746.06.7000.0000.0000.850000	Telephone	316.00			
46	27467000	860000					BRD 2746.06.7000.0000.0000.860000	Travel - Mileage	368.00			
47	27467000	860000					BRD 2746.06.7000.0000.0000.860000	Travel - Mileage	165.00			
48	27467000	860000					BRD 2746.06.7000.0000.0000.860000	Travel - Mileage	72.00			
49	2746	397701					BRD 2746.00.0000.0000.0000.397701	Appropriations Control		214,250.00	1	
50	2746	397401					BRD 2746.00.0000.0000.0000.397401	Estimated Revenues	214,250.00		1	
** JOURNAL TOTAL									214,250.00	214,250.00		

YEAR	PER	JOURNAL	SRC	EFF DATE	ENT DATE	JNL DESC	CLERK	ENTITY	AUTO-REV	STATUS	BUD YEAR	JNL TYPE
2012	06	4	BUA	06/01/2012	10/11/2012	PC-6C301	groth	1N		Hist	2012	
LN	ORG	OBJECT	PROJ	REF1	REF2	REF3	ACCOUNT DESCRIPTION	LINE DESCRIPTION	DEBIT	CREDIT	OB	
1	27467000	561000					BRD 2746.06.7000.0000.0000.561000	State Of Mich - welfare		15,000.00		
2	27467000	704000					BRD 2746.06.7000.0000.0000.704000	Salaries - Regular	2,725.00			
3	27467000	715000					BRD 2746.06.7000.0000.0000.715000	Social Security	425.00			
4	27467000	716000					BRD 2746.06.7000.0000.0000.716000	Health Insurance	523.00			
5	27467000	716002					BRD 2746.06.7000.0000.0000.716002	OPEB - Health Care	24.00			
6	27467000	717000					BRD 2746.06.7000.0000.0000.717000	Life Insurance	11.00			
7	27467000	718000					BRD 2746.06.7000.0000.0000.718000	Retirement & Sick Leave	519.00			
8	27467000	719000					BRD 2746.06.7000.0000.0000.719000	Dental Insurance	70.00			
9	27467000	720000					BRD 2746.06.7000.0000.0000.720000	worker's Compensation	1.00			

JOURNAL INQUIRY

YEAR	PER	JOURNAL	SRC	EFF DATE	ENT DATE	JNL DESC	CLERK	ENTITY	AUTO-REV	STATUS	BUD YEAR	JNL TYPE		
2012	06	4	BUA	06/01/2012	10/11/2012	PC-6C301	groth	1	N	Hist	2012			
LN	ORG	OBJECT	PROJ	REF1	REF2	REF3	ACCOUNT DESCRIPTION	LINE DESCRIPTION	DEBIT	CREDIT	OB			
10	27467000	722000			BRD				29.00					
	2746.06.7000.0000.0000.0000.722000						Unemployment							
11	27467000	723000			BRD				13.00					
	2746.06.7000.0000.0000.0000.723000						Optical Insurance							
12	27467000	724000			BRD				15.00					
	2746.06.7000.0000.0000.0000.724000						Disability Insurance							
13	27467000	843000			BRD				10,445.00					
	2746.06.7000.0000.0000.0000.843000						Client Assistance Pymts							
14	27467000	860000			BRD				150.00					
	2746.06.7000.0000.0000.0000.860000						Travel - Mileage							
15	27467000	861000			BRD				50.00					
	2746.06.7000.0000.0000.0000.861000						Conferences & Othr Travel							
16	2746	397701			BRD							4,505.00	1	
	2746.00.0000.0000.0000.0000.397701						Appropriations Control							
17	2746	397401			BRD				15,000.00					1
	2746.00.0000.0000.0000.0000.397401						Estimated Revenues							
18	2746	390001			BRD							10,495.00	1	
	2746.00.0000.0000.0000.0000.390001						Budgetary Fund Balance							
19	2746	397701			BRD							10,495.00	1	
	2746.00.0000.0000.0000.0000.397701						Appropriations Control							
20	2746	390001			BRD				10,495.00					1
	2746.00.0000.0000.0000.0000.390001						Budgetary Fund Balance							
									** JOURNAL TOTAL	25,495.00		25,495.00		

YEAR	PER	JOURNAL	SRC	EFF DATE	ENT DATE	JNL DESC	CLERK	ENTITY	AUTO-REV	STATUS	BUD YEAR	JNL TYPE			
2012	06	5	BUA	06/01/2012	10/11/2012	PC-6C302	groth		IN	Hist	2012				
LN	ORG	OBJECT	PROJ	REF1	REF2	REF3	ACCOUNT DESCRIPTION	LINE DESCRIPTION	DEBIT	CREDIT	OB				
1	27467000	561000			BRD							32,600.00			
	2746.06.7000.0000.0000.0000.561000						State of Mich - welfare								
2	27467000	843000			BRD				32,600.00						
	2746.06.7000.0000.0000.0000.843000						Client Assistance Pymts								
3	2746	397701			BRD							32,600.00	1		
	2746.00.0000.0000.0000.0000.397701						Appropriations Control								
4	2746	397401			BRD				32,600.00					1	
	2746.00.0000.0000.0000.0000.397401						Estimated Revenues								
									** JOURNAL TOTAL	32,600.00		32,600.00			

JOURNAL INQUIRY

YEAR	PER	JOURNAL	SRC	EFF DATE	ENT DATE	JNL DESC	CLERK	ENTITY	AUTO-REV	STATUS	BUD YEAR	JNL TYPE
2012	07	6	BUA	07/01/2012	10/16/2012	6W300	MoLendyk		IN	Hist	2012	
LN	ORG	OBJECT	PROJ	REF1	REF2	REF3	LINE DESCRIPTION			DEBIT	CREDIT	OB
ACCOUNT							ACCOUNT DESCRIPTION					
1	27457320	704000			BRD						137,750.00	
	2745.06.7320.0000.0000.0000.704000											
2	27457320	715000			BRD						10,325.00	
	2745.06.7320.0000.0000.0000.715000											
3	27457320	716000			BRD						30,358.00	
	2745.06.7320.0000.0000.0000.716000											
4	27457320	716002			BRD						747.00	
	2745.06.7320.0000.0000.0000.716002											
5	27457320	717000			BRD						367.00	
	2745.06.7320.0000.0000.0000.717000											
6	27457320	718000			BRD						16,327.00	
	2745.06.7320.0000.0000.0000.718000											
7	27457320	718001			BRD						631.00	
	2745.06.7320.0000.0000.0000.718001											
8	27457320	719000			BRD						2,039.00	
	2745.06.7320.0000.0000.0000.719000											
9	27457320	720000			BRD						32.00	
	2745.06.7320.0000.0000.0000.720000											
10	27457320	722000			BRD						568.00	
	2745.06.7320.0000.0000.0000.722000											
11	27457320	723000			BRD						369.00	
	2745.06.7320.0000.0000.0000.723000											
12	27457320	724000			BRD						386.00	
	2745.06.7320.0000.0000.0000.724000											
13	27457320	727000			BRD						1,152.00	
	2745.06.7320.0000.0000.0000.727000											
14	27457320	728000			BRD						1,130.00	
	2745.06.7320.0000.0000.0000.728000											
15	27457320	730000			BRD						1,225.00	
	2745.06.7320.0000.0000.0000.730000											
16	27457320	739000			BRD						5,195.00	
	2745.06.7320.0000.0000.0000.739000											
17	27457320	802000			BRD						500.00	
	2745.06.7320.0000.0000.0000.802000											
18	27457320	808000			BRD						4,500.00	
	2745.06.7320.0000.0000.0000.808000											
19	27457320	830000			BRD						9,000.00	
	2745.06.7320.0000.0000.0000.830000											
20	27457320	831000			BRD						11,740.00	
	2745.06.7320.0000.0000.0000.831000											
21	27457320	831002			BRD						6,631.00	
	2745.06.7320.0000.0000.0000.831002											

JOURNAL INQUIRY

YEAR	PER	JOURNAL	SRC	EFF DATE	ENT DATE	JNL DESC	CLERK	ENTITY	AUTO-REV	STATUS	BUD YEAR	JNL TYPE
2012	07	6	BUA	07/01/2012	10/16/2012	6w300	MoLendyk	1	N	Hist	2012	
LN	ORG	OBJECT	PROJ	REF1	REF2	REF3	ACCOUNT DESCRIPTION	LINE DESCRIPTION	DEBIT	CREDIT	OB	
22	27457320	850000		BRD					692.00			
	2745.06.7320.0000.0000.0000.850000						Telephone					
23	27457320	860000		BRD					2,644.00			
	2745.06.7320.0000.0000.0000.860000						Travel - Mileage					
24	27457320	861000		BRD					2,973.00			
	2745.06.7320.0000.0000.0000.861000						Conferences & Othr Travel					
25	27457320	901000		BRD					5,170.00			
	2745.06.7320.0000.0000.0000.901000						Advertising					
26	27457320	910000		BRD					1,582.00			
	2745.06.7320.0000.0000.0000.910000						Insurance & Bonds					
27	27457320	939000		BRD					6,000.00			
	2745.06.7320.0000.0000.0000.939000						Building Rental					
28	27457320	940000		BRD					584.00			
	2745.06.7320.0000.0000.0000.940000						Equipment Rental					
29	27457320	561000		BRD						260,617.00		
	2745.06.7320.0000.0000.0000.561000						State of Mich - welfare					
30	2745	397701		BRD						260,117.00	1	
	2745.00.0000.0000.0000.0000.397701						Appropriations Control					
31	2745	397401		BRD					260,617.00		1	
	2745.00.0000.0000.0000.0000.397401						Estimated Revenues					
32	2745	390001		BRD						500.00	1	
	2745.00.0000.0000.0000.0000.390001						Budgetary Fund Balance					
33	2745	397701		BRD						500.00	1	
	2745.00.0000.0000.0000.0000.397701						Appropriations Control					
34	2745	390001		BRD					500.00		1	
	2745.00.0000.0000.0000.0000.390001						Budgetary Fund Balance					
** JOURNAL TOTAL									261,117.00	261,117.00		

YEAR	PER	JOURNAL	SRC	EFF DATE	ENT DATE	JNL DESC	CLERK	ENTITY	AUTO-REV	STATUS	BUD YEAR	JNL TYPE
2012	07	7	BUA	07/01/2012	10/16/2012	6w400	MoLendyk	1N		Hist	2012	
LN	ORG	OBJECT	PROJ	REF1	REF2	REF3	ACCOUNT DESCRIPTION	LINE DESCRIPTION	DEBIT	CREDIT	OB	
1	27457320	561000		BRD						207,323.00		
	2745.06.7320.0000.0000.0000.561000						State of Mich - welfare					
2	27457320	704000		BRD					101,750.00			
	2745.06.7320.0000.0000.0000.704000						Salaries - Regular					
3	27457320	715000		BRD					7,627.00			
	2745.06.7320.0000.0000.0000.715000						Social Security					

JOURNAL INQUIRY

YEAR	PER	JOURNAL	SRC	EFF DATE	ENT DATE	JNL DESC	CLERK	ENTITY	AUTO-REV	STATUS	BUD YEAR	JNL TYPE
2012	07	7	BUA	07/01/2012	10/16/2012	6w400	MoLendyk	1	N	Hist	2012	
LN	ORG	OBJECT	PROJ	REF1	REF2	REF3	ACCOUNT DESCRIPTION	LINE DESCRIPTION	DEBIT	CREDIT	OB	
4	27457320	716000					BRD		22,424.00			
	2745.06.7320.0000.0000.0000.0000.716000							Health Insurance				
5	27457320	716002					BRD		552.00			
	2745.06.7320.0000.0000.0000.0000.716002							OPEB - Health Care				
6	27457320	717000					BRD		271.00			
	2745.06.7320.0000.0000.0000.0000.717000							Life Insurance				
7	27457320	718000					BRD		12,060.00			
	2745.06.7320.0000.0000.0000.0000.718000							Retirement & Sick Leave				
8	27457320	718001					BRD		466.00			
	2745.06.7320.0000.0000.0000.0000.718001							457 Plan Contribution				
9	27457320	719000					BRD		1,506.00			
	2745.06.7320.0000.0000.0000.0000.719000							Dental Insurance				
10	27457320	720000					BRD		24.00			
	2745.06.7320.0000.0000.0000.0000.720000							Worker's Compensation				
11	27457320	722000					BRD		420.00			
	2745.06.7320.0000.0000.0000.0000.722000							Unemployment				
12	27457320	723000					BRD		273.00			
	2745.06.7320.0000.0000.0000.0000.723000							Optical Insurance				
13	27457320	724000					BRD		286.00			
	2745.06.7320.0000.0000.0000.0000.724000							Disability Insurance				
14	27457320	727000					BRD		1,100.00			
	2745.06.7320.0000.0000.0000.0000.727000							Office Supplies				
15	27457320	728000					BRD		1,128.00			
	2745.06.7320.0000.0000.0000.0000.728000							Printing & Binding				
16	27457320	730000					BRD		1,225.00			
	2745.06.7320.0000.0000.0000.0000.730000							Postage				
17	27457320	739000					BRD		5,195.00			
	2745.06.7320.0000.0000.0000.0000.739000							Operational Supplies				
18	27457320	802000					BRD		500.00			
	2745.06.7320.0000.0000.0000.0000.802000							Employment Physicals				
19	27457320	808000					BRD		4,500.00			
	2745.06.7320.0000.0000.0000.0000.808000							Service Contracts				
20	27457320	830000					BRD		9,000.00			
	2745.06.7320.0000.0000.0000.0000.830000							Memberships & Dues				
21	27457320	831000					BRD		10,740.00			
	2745.06.7320.0000.0000.0000.0000.831000							Administrative Expense				
22	27457320	831002					BRD		6,631.00			
	2745.06.7320.0000.0000.0000.0000.831002							IT Charges				
23	27457320	850000					BRD		692.00			
	2745.06.7320.0000.0000.0000.0000.850000							Telephone				
24	27457320	860000					BRD		2,644.00			
	2745.06.7320.0000.0000.0000.0000.860000							Travel - Mileage				

JOURNAL INQUIRY

YEAR	PER	JOURNAL	SRC	EFF DATE	ENT DATE	JNL DESC	CLERK	ENTITY	AUTO-REV	STATUS	BUD YEAR	JNL TYPE
2012	07	7	BUA	07/01/2012	10/16/2012	6w400	Mołendyk	1	N	Hist	2012	
LN	ORG	OBJECT	PROJ	REF1	REF2	REF3	ACCOUNT DESCRIPTION	LINE DESCRIPTION	DEBIT	CREDIT	OB	
25	27457320	861000		BRD					2,973.00			
				2745.06.7320.0000.0000.0000.861000			Conferences & Othr Travel					
26	27457320	901000		BRD					5,170.00			
				2745.06.7320.0000.0000.0000.901000			Advertising					
27	27457320	910000		BRD					1,582.00			
				2745.06.7320.0000.0000.0000.910000			Insurance & Bonds					
28	27457320	939000		BRD					6,000.00			
				2745.06.7320.0000.0000.0000.939000			Building Rental					
29	27457320	940000		BRD					584.00			
				2745.06.7320.0000.0000.0000.940000			Equipment Rental					
30	2745	397701		BRD						207,323.00	1	
				2745.00.0000.0000.0000.0000.397701			Appropriations Control					
31	2745	397401		BRD					207,323.00		1	
				2745.00.0000.0000.0000.0000.397401			Estimated Revenues					
** JOURNAL TOTAL									207,323.00	207,323.00		

YEAR	PER	JOURNAL	SRC	EFF DATE	ENT DATE	JNL DESC	CLERK	ENTITY	AUTO-REV	STATUS	BUD YEAR	JNL TYPE
2012	07	8	BUA	07/01/2012	10/16/2012	PC-6w301	Mołendyk		1N	Hist	2012	
LN	ORG	OBJECT	PROJ	REF1	REF2	REF3	ACCOUNT DESCRIPTION	LINE DESCRIPTION	DEBIT	CREDIT	OB	
1	27457320	561000		BRD							906,991.00	
				2745.06.7320.0000.0000.0000.561000			State Of Mich - welfare					
2	27457320	704000		BRD					109,888.00			
				2745.06.7320.0000.0000.0000.704000			Salaries - Regular					
3	27457320	704000		BRD					251,659.00			
				2745.06.7320.0000.0000.0000.704000			Salaries - Regular					
4	27457320	715000		BRD					19,254.00			
				2745.06.7320.0000.0000.0000.715000			Social Security					
5	27457320	715000		BRD					8,406.00			
				2745.06.7320.0000.0000.0000.715000			Social Security					
6	27457320	716000		BRD					28,615.00			
				2745.06.7320.0000.0000.0000.716000			Health Insurance					
7	27457320	716000		BRD					69,252.00			
				2745.06.7320.0000.0000.0000.716000			Health Insurance					
8	27457320	716002		BRD					1,365.00			
				2745.06.7320.0000.0000.0000.716002			OPEB - Health Care					
9	27457320	716002		BRD					564.00			
				2745.06.7320.0000.0000.0000.716002			OPEB - Health Care					

JOURNAL INQUIRY

YEAR	PER	JOURNAL	SRC	EFF DATE	ENT DATE	JNL DESC	CLERK	ENTITY	AUTO-REV	STATUS	BUD YEAR	JNL TYPE	
2012	07	8	BUA	07/01/2012	10/16/2012	PC-6W301	MoLendyk	1	N	Hist	2012		
LN	ORG	OBJECT	PROJ	REF1	REF2	REF3	ACCOUNT DESCRIPTION	LINE DESCRIPTION			DEBIT	CREDIT	OB
10	27457320	717000		BRD							281.00		
	2745.06.7320.0000.0000.0000.717000						Life Insurance						
11	27457320	717000		BRD							627.00		
	2745.06.7320.0000.0000.0000.717000						Life Insurance						
12	27457320	718000		BRD							32,281.00		
	2745.06.7320.0000.0000.0000.718000						Retirement & Sick Leave						
13	27457320	718000		BRD							14,581.00		
	2745.06.7320.0000.0000.0000.718000						Retirement & Sick Leave						
14	27457320	718001		BRD							383.00		
	2745.06.7320.0000.0000.0000.718001						457 Plan Contribution						
15	27457320	718001		BRD							692.00		
	2745.06.7320.0000.0000.0000.718001						457 Plan Contribution						
16	27457320	719000		BRD							4,021.00		
	2745.06.7320.0000.0000.0000.719000						Dental Insurance						
17	27457320	719000		BRD							1,662.00		
	2745.06.7320.0000.0000.0000.719000						Dental Insurance						
18	27457320	720000		BRD							27.00		
	2745.06.7320.0000.0000.0000.720000						worker's Compensation						
19	27457320	720000		BRD							56.00		
	2745.06.7320.0000.0000.0000.720000						worker's Compensation						
20	27457320	722000		BRD							1,295.00		
	2745.06.7320.0000.0000.0000.722000						Unemployment						
21	27457320	722000		BRD							566.00		
	2745.06.7320.0000.0000.0000.722000						Unemployment						
22	27457320	723000		BRD							302.00		
	2745.06.7320.0000.0000.0000.723000						Optical Insurance						
23	27457320	723000		BRD							723.00		
	2745.06.7320.0000.0000.0000.723000						Optical Insurance						
24	27457320	724000		BRD							693.00		
	2745.06.7320.0000.0000.0000.724000						Disability Insurance						
25	27457320	724000		BRD							304.00		
	2745.06.7320.0000.0000.0000.724000						Disability Insurance						
26	27457320	727000		BRD							896.00		
	2745.06.7320.0000.0000.0000.727000						Office Supplies						
27	27457320	727000		BRD							2,048.00		
	2745.06.7320.0000.0000.0000.727000						Office Supplies						
28	27457320	728000		BRD							2,008.00		
	2745.06.7320.0000.0000.0000.728000						Printing & Binding						
29	27457320	728000		BRD							879.00		
	2745.06.7320.0000.0000.0000.728000						Printing & Binding						
30	27457320	730000		BRD							953.00		
	2745.06.7320.0000.0000.0000.730000						Postage						

JOURNAL INQUIRY

YEAR	PER	JOURNAL	SRC	EFF DATE	ENT DATE	JNL DESC	CLERK	ENTITY	AUTO-REV	STATUS	BUD YEAR	JNL TYPE
2012	07	8	BUA	07/01/2012	10/16/2012	PC-6W301	MoLendyk	1	N	Hist	2012	
LN	ORG	OBJECT	PROJ	REF1	REF2	REF3	ACCOUNT DESCRIPTION	LINE DESCRIPTION	DEBIT	CREDIT	OB	
31	27457320	730000					BRD				2,177.00	
	2745.06.7320.0000.0000.0000.730000							Postage				
32	27457320	739000					BRD				6,484.00	
	2745.06.7320.0000.0000.0000.739000							Operational Supplies				
33	27457320	739000					BRD				2,862.00	
	2745.06.7320.0000.0000.0000.739000							Operational Supplies				
34	27457320	808000					BRD				3,500.00	
	2745.06.7320.0000.0000.0000.808000							Service Contracts				
35	27457320	808000					BRD				8,000.00	
	2745.06.7320.0000.0000.0000.808000							Service Contracts				
36	27457320	830000					BRD				1,184.00	
	2745.06.7320.0000.0000.0000.830000							Memberships & Dues				
37	27457320	830000					BRD				518.00	
	2745.06.7320.0000.0000.0000.830000							Memberships & Dues				
38	27457320	831000					BRD				9,142.00	
	2745.06.7320.0000.0000.0000.831000							Administrative Expense				
39	27457320	831000					BRD				20,897.00	
	2745.06.7320.0000.0000.0000.831000							Administrative Expense				
40	27457320	831002					BRD				11,788.00	
	2745.06.7320.0000.0000.0000.831002							IT Charges				
41	27457320	831002					BRD				5,157.00	
	2745.06.7320.0000.0000.0000.831002							IT Charges				
42	27457320	844004					BRD				43,842.00	
	2745.06.7320.0000.0000.0000.844004							Other Training				
43	27457320	844004					BRD				108,516.00	
	2745.06.7320.0000.0000.0000.844004							Other Training				
44	27457320	850000					BRD				1,230.00	
	2745.06.7320.0000.0000.0000.850000							Telephone				
45	27457320	850000					BRD				538.00	
	2745.06.7320.0000.0000.0000.850000							Telephone				
46	27457320	860000					BRD				2,056.00	
	2745.06.7320.0000.0000.0000.860000							Travel - Mileage				
47	27457320	860000					BRD				4,700.00	
	2745.06.7320.0000.0000.0000.860000							Travel - Mileage				
48	27457320	861000					BRD				5,286.00	
	2745.06.7320.0000.0000.0000.861000							Conferences & Othr Travel				
49	27457320	861000					BRD				2,312.00	
	2745.06.7320.0000.0000.0000.861000							Conferences & Othr Travel				
50	27457320	901000					BRD				4,021.00	
	2745.06.7320.0000.0000.0000.901000							Advertising				
51	27457320	901000					BRD				9,191.00	
	2745.06.7320.0000.0000.0000.901000							Advertising				

JOURNAL INQUIRY

YEAR	PER	JOURNAL	SRC	EFF DATE	ENT DATE	JNL DESC	CLERK	ENTITY	AUTO-REV	STATUS	BUD YEAR	JNL TYPE
2012	07	8	BUA	07/01/2012	10/16/2012	PC-6W301	MoLendyk	1	N	Hist	2012	
LN	ORG	OBJECT	PROJ	REF1	REF2	REF3	ACCOUNT DESCRIPTION	LINE DESCRIPTION	DEBIT	CREDIT	OB	
52	27457320	910000		BRD					2,813.00			
	2745.06.7320.0000.0000.0000.910000						Insurance & Bonds					
53	27457320	910000		BRD					1,231.00			
	2745.06.7320.0000.0000.0000.910000						Insurance & Bonds					
54	27457320	939000		BRD					28,157.00			
	2745.06.7320.0000.0000.0000.939000						Building Rental					
55	27457320	939000		BRD					65,616.00			
	2745.06.7320.0000.0000.0000.939000						Building Rental					
56	27457320	940000		BRD					1,038.00			
	2745.06.7320.0000.0000.0000.940000						Equipment Rental					
57	27457320	940000		BRD					454.00			
	2745.06.7320.0000.0000.0000.940000						Equipment Rental					
58	2745	397701		BRD						863,149.00	1	
	2745.00.0000.0000.0000.0000.397701						Appropriations Control					
59	2745	397401		BRD					906,991.00		1	
	2745.00.0000.0000.0000.0000.397401						Estimated Revenues					
60	2745	390001		BRD						43,842.00	1	
	2745.00.0000.0000.0000.0000.390001						Budgetary Fund Balance					
61	2745	397701		BRD						43,842.00	1	
	2745.00.0000.0000.0000.0000.397701						Appropriations Control					
62	2745	390001		BRD					43,842.00		1	
	2745.00.0000.0000.0000.0000.390001						Budgetary Fund Balance					
** JOURNAL TOTAL									950,833.00	950,833.00		

YEAR	PER	JOURNAL	SRC	EFF DATE	ENT DATE	JNL DESC	CLERK	ENTITY	AUTO-REV	STATUS	BUD YEAR	JNL TYPE
2012	07	9	BUA	07/01/2012	10/11/2012	PC-6C300	groth		IN	Hist	2012	
LN	ORG	OBJECT	PROJ	REF1	REF2	REF3	ACCOUNT DESCRIPTION	LINE DESCRIPTION	DEBIT	CREDIT	OB	
1	27467000	561000		BRD							5,000.00	
	2746.06.7000.0000.0000.0000.561000						State of Mich - welfare					
2	27467000	704000		BRD					3,319.00			
	2746.06.7000.0000.0000.0000.704000						Salaries - Regular					
3	27467000	715000		BRD					255.00			
	2746.06.7000.0000.0000.0000.715000						Social Security					
4	27467000	716000		BRD					721.00			
	2746.06.7000.0000.0000.0000.716000						Health Insurance					
5	27467000	716002		BRD					14.00			
	2746.06.7000.0000.0000.0000.716002						OPEB - Health Care					

JOURNAL INQUIRY

YEAR	PER	JOURNAL	SRC	EFF DATE	ENT DATE	JNL DESC	CLERK	ENTITY	AUTO-REV	STATUS	BUD YEAR	JNL TYPE
2012	07	9	BUA	07/01/2012	10/11/2012	PC-6C300	groth	1	N	Hist	2012	
LN	ORG	OBJECT	PROJ	REF1	REF2	REF3	ACCOUNT DESCRIPTION	LINE DESCRIPTION	DEBIT	CREDIT	OB	
6	27467000	717000		BRD					7.00			
	2746.06.7000.0000.0000.0000.717000						Life Insurance					
7	27467000	718000		BRD					313.00			
	2746.06.7000.0000.0000.0000.718000						Retirement & Sick Leave					
8	27467000	718001		BRD					2.00			
	2746.06.7000.0000.0000.0000.718001						457 Plan Contribution					
9	27467000	719000		BRD					42.00			
	2746.06.7000.0000.0000.0000.719000						Dental Insurance					
10	27467000	720000		BRD					1.00			
	2746.06.7000.0000.0000.0000.720000						worker's Compensation					
11	27467000	721000		BRD					10.00			
	2746.06.7000.0000.0000.0000.721000						Longevity					
12	27467000	722000		BRD					17.00			
	2746.06.7000.0000.0000.0000.722000						Unemployment					
13	27467000	723000		BRD					8.00			
	2746.06.7000.0000.0000.0000.723000						Optical Insurance					
14	27467000	724000		BRD					9.00			
	2746.06.7000.0000.0000.0000.724000						Disability Insurance					
15	27467000	860000		BRD					282.00			
	2746.06.7000.0000.0000.0000.860000						Travel - Mileage					
16	2746	397701		BRD							5,000.00	1
	2746.00.0000.0000.0000.0000.397701						Appropriations Control					
17	2746	397401		BRD					5,000.00			1
	2746.00.0000.0000.0000.0000.397401						Estimated Revenues					
** JOURNAL TOTAL									5,000.00	5,000.00		

YEAR	PER	JOURNAL	SRC	EFF DATE	ENT DATE	JNL DESC	CLERK	ENTITY	AUTO-REV	STATUS	BUD YEAR	JNL TYPE
2012	07	10	BUA	07/01/2012	10/16/2012	PC-6W302	groth	1	N	Hist	2012	
LN	ORG	OBJECT	PROJ	REF1	REF2	REF3	ACCOUNT DESCRIPTION	LINE DESCRIPTION	DEBIT	CREDIT	OB	
1	27457320	561000		BRD							645,039.00	
	2745.06.7320.0000.0000.0000.561000						State of Mich - welfare					
2	27457320	704000		BRD					200,862.00			
	2745.06.7320.0000.0000.0000.704000						Salaries - Regular					
3	27457320	709000		BRD					208.00			
	2745.06.7320.0000.0000.0000.709000						Overtime					
4	27457320	715000		BRD					15,490.00			
	2745.06.7320.0000.0000.0000.715000						Social Security					

JOURNAL INQUIRY

YEAR	PER	JOURNAL	SRC	EFF DATE	ENT DATE	JNL DESC	CLERK	ENTITY	AUTO-REV	STATUS	BUD YEAR	JNL TYPE
2012	07	10	BUA	07/01/2012	10/16/2012	PC-6W302	groth	1	N	Hist	2012	
LN	ORG	OBJECT	PROJ	REF1	REF2	REF3	ACCOUNT DESCRIPTION	LINE DESCRIPTION	DEBIT	CREDIT	OB	
5	27457320	716000					BRD		17,293.00			
	2745.06.7320.0000.0000.0000.716000							Health Insurance				
6	27457320	716002					BRD		602.00			
	2745.06.7320.0000.0000.0000.716002							OPEB - Health Care				
7	27457320	717000					BRD		284.00			
	2745.06.7320.0000.0000.0000.717000							Life Insurance				
8	27457320	718000					BRD		14,364.00			
	2745.06.7320.0000.0000.0000.718000							Retirement & Sick Leave				
9	27457320	718001					BRD		458.00			
	2745.06.7320.0000.0000.0000.718001							457 Plan Contribution				
10	27457320	719000					BRD		1,005.00			
	2745.06.7320.0000.0000.0000.719000							Dental Insurance				
11	27457320	720000					BRD		47.00			
	2745.06.7320.0000.0000.0000.720000							Worker's Compensation				
12	27457320	722000					BRD		838.00			
	2745.06.7320.0000.0000.0000.722000							Unemployment				
13	27457320	723000					BRD		182.00			
	2745.06.7320.0000.0000.0000.723000							Optical Insurance				
14	27457320	724000					BRD		564.00			
	2745.06.7320.0000.0000.0000.724000							Disability Insurance				
15	27457320	727000					BRD		3,500.00			
	2745.06.7320.0000.0000.0000.727000							Office Supplies				
16	27457320	728000					BRD		2,000.00			
	2745.06.7320.0000.0000.0000.728000							Printing & Binding				
17	27457320	730000					BRD		1,633.00			
	2745.06.7320.0000.0000.0000.730000							Postage				
18	27457320	739000					BRD		1,000.00			
	2745.06.7320.0000.0000.0000.739000							Operational Supplies				
19	27457320	808000					BRD		15,332.00			
	2745.06.7320.0000.0000.0000.808000							Service Contracts				
20	27457320	830000					BRD		756.00			
	2745.06.7320.0000.0000.0000.830000							Memberships & Dues				
21	27457320	831000					BRD		10,673.00			
	2745.06.7320.0000.0000.0000.831000							Administrative Expense				
22	27457320	831002					BRD		5,641.00			
	2745.06.7320.0000.0000.0000.831002							IT Charges				
23	27457320	844004					BRD		6,700.00			
	2745.06.7320.0000.0000.0000.844004							Other Training				
24	27457320	844004					BRD		233,900.00			
	2745.06.7320.0000.0000.0000.844004							Other Training				
25	27457320	844004					BRD		15,000.00			
	2745.06.7320.0000.0000.0000.844004							Other Training				

JOURNAL INQUIRY

YEAR	PER	JOURNAL	SRC	EFF DATE	ENT DATE	JNL DESC	CLERK	ENTITY	AUTO-REV	STATUS	BUD YEAR	JNL TYPE
2012	07	10	BUA	07/01/2012	10/16/2012	PC-6W302	groth	1	N	Hist	2012	
LN	ORG	OBJECT	PROJ	REF1	REF2	REF3	ACCOUNT DESCRIPTION	LINE DESCRIPTION	DEBIT	CREDIT	OB	
26	27457320	850000		BRD					922.00			
	2745.06.7320.0000.0000.0000.850000						Telephone					
27	27457320	860000		BRD					3,525.00			
	2745.06.7320.0000.0000.0000.860000						Travel - Mileage					
28	27457320	861000		BRD					3,964.00			
	2745.06.7320.0000.0000.0000.861000						Conferences & Othr Travel					
29	27457320	901000		BRD					9,000.00			
	2745.06.7320.0000.0000.0000.901000						Advertising					
30	27457320	910000		BRD					2,110.00			
	2745.06.7320.0000.0000.0000.910000						Insurance & Bonds					
31	27457320	939000		BRD					76,408.00			
	2745.06.7320.0000.0000.0000.939000						Building Rental					
32	27457320	940000		BRD					778.00			
	2745.06.7320.0000.0000.0000.940000						Equipment Rental					
33	2745	397701		BRD						644,831.00	1	
	2745.00.0000.0000.0000.0000.397701						Appropriations Control					
34	2745	397401		BRD					645,039.00		1	
	2745.00.0000.0000.0000.0000.397401						Estimated Revenues					
35	2745	390001		BRD						208.00	1	
	2745.00.0000.0000.0000.0000.390001						Budgetary Fund Balance					
36	2745	397701		BRD						208.00	1	
	2745.00.0000.0000.0000.0000.397701						Appropriations Control					
37	2745	390001		BRD					208.00		1	
	2745.00.0000.0000.0000.0000.390001						Budgetary Fund Balance					
** JOURNAL TOTAL									645,247.00	645,247.00		

YEAR	PER	JOURNAL	SRC	EFF DATE	ENT DATE	JNL DESC	CLERK	ENTITY	AUTO-REV	STATUS	BUD YEAR	JNL TYPE
2012	07	11	BUA	07/01/2012	10/16/2012	PC-6W308	groth	1	N	Hist	2012	
LN	ORG	OBJECT	PROJ	REF1	REF2	REF3	ACCOUNT DESCRIPTION	LINE DESCRIPTION	DEBIT	CREDIT	OB	
1	27457320	561000		BRD							417,830.00	
	2745.06.7320.0000.0000.0000.561000						State of Mich - Welfare					
2	27457320	704000		BRD					22,194.00			
	2745.06.7320.0000.0000.0000.704000						Salaries - Regular					
3	27457320	704000		BRD					31,495.00			
	2745.06.7320.0000.0000.0000.704000						Salaries - Regular					
4	27457320	715000		BRD					2,409.00			
	2745.06.7320.0000.0000.0000.715000						Social Security					

JOURNAL INQUIRY

YEAR	PER	JOURNAL	SRC	EFF DATE	ENT DATE	JNL DESC	CLERK	ENTITY	AUTO-REV	STATUS	BUD YEAR	JNL TYPE
2012	07	11	BUA	07/01/2012	10/16/2012	PC-6W308	groth	1	N	Hist	2012	
LN	ORG	OBJECT	PROJ	REF1	REF2	REF3	ACCOUNT DESCRIPTION	LINE DESCRIPTION	DEBIT	CREDIT	OB	
5	27457320	715000					BRD		1,698.00			
	2745.06.7320.0000.0000.0000.0000.715000							Social Security				
6	27457320	716000					BRD		6,613.00			
	2745.06.7320.0000.0000.0000.0000.716000							Health Insurance				
7	27457320	716000					BRD		10,821.00			
	2745.06.7320.0000.0000.0000.0000.716000							Health Insurance				
8	27457320	716002					BRD		213.00			
	2745.06.7320.0000.0000.0000.0000.716002							OPEB - Health Care				
9	27457320	716002					BRD		130.00			
	2745.06.7320.0000.0000.0000.0000.716002							OPEB - Health Care				
10	27457320	717000					BRD		44.00			
	2745.06.7320.0000.0000.0000.0000.717000							Life Insurance				
11	27457320	717000					BRD		62.00			
	2745.06.7320.0000.0000.0000.0000.717000							Life Insurance				
12	27457320	718000					BRD		2,963.00			
	2745.06.7320.0000.0000.0000.0000.718000							Retirement & Sick Leave				
13	27457320	718000					BRD		2,088.00			
	2745.06.7320.0000.0000.0000.0000.718000							Retirement & Sick Leave				
14	27457320	718001					BRD		430.00			
	2745.06.7320.0000.0000.0000.0000.718001							457 Plan Contribution				
15	27457320	719000					BRD		384.00			
	2745.06.7320.0000.0000.0000.0000.719000							Dental Insurance				
16	27457320	719000					BRD		627.00			
	2745.06.7320.0000.0000.0000.0000.719000							Dental Insurance				
17	27457320	720000					BRD		7.00			
	2745.06.7320.0000.0000.0000.0000.720000							Worker's Compensation				
18	27457320	720000					BRD		5.00			
	2745.06.7320.0000.0000.0000.0000.720000							Worker's Compensation				
19	27457320	722000					BRD		114.00			
	2745.06.7320.0000.0000.0000.0000.722000							Unemployment				
20	27457320	722000					BRD		162.00			
	2745.06.7320.0000.0000.0000.0000.722000							Unemployment				
21	27457320	723000					BRD		114.00			
	2745.06.7320.0000.0000.0000.0000.723000							Optical Insurance				
22	27457320	723000					BRD		69.00			
	2745.06.7320.0000.0000.0000.0000.723000							Optical Insurance				
23	27457320	724000					BRD		61.00			
	2745.06.7320.0000.0000.0000.0000.724000							Disability Insurance				
24	27457320	724000					BRD		87.00			
	2745.06.7320.0000.0000.0000.0000.724000							Disability Insurance				
25	27457320	727000					BRD		384.00			
	2745.06.7320.0000.0000.0000.0000.727000							Office Supplies				

JOURNAL INQUIRY

YEAR	PER	JOURNAL	SRC	EFF DATE	ENT DATE	JNL DESC	CLERK	ENTITY	AUTO-REV	STATUS	BUD YEAR	JNL TYPE
2012	07	11	BUA	07/01/2012	10/16/2012	PC-6W308	groth	1	N	Hist	2012	
LN	ORG	OBJECT	PROJ	REF1	REF2	REF3	ACCOUNT DESCRIPTION	LINE DESCRIPTION	DEBIT	CREDIT	OB	
26	27457320	727000					BRD		256.00			
	2745.06.7320.0000.0000.0000.727000							Office Supplies				
27	27457320	728000					BRD		251.00			
	2745.06.7320.0000.0000.0000.728000							Printing & Binding				
28	27457320	728000					BRD		377.00			
	2745.06.7320.0000.0000.0000.728000							Printing & Binding				
29	27457320	730000					BRD		408.00			
	2745.06.7320.0000.0000.0000.730000							Postage				
30	27457320	730000					BRD		272.00			
	2745.06.7320.0000.0000.0000.730000							Postage				
31	27457320	739000					BRD		1,155.00			
	2745.06.7320.0000.0000.0000.739000							Operational Supplies				
32	27457320	739000					BRD		609.00			
	2745.06.7320.0000.0000.0000.739000							Operational Supplies				
33	27457320	808000					BRD		285,770.00			
	2745.06.7320.0000.0000.0000.808000							Service Contracts				
34	27457320	808000					BRD		1,000.00			
	2745.06.7320.0000.0000.0000.808000							Service Contracts				
35	27457320	830000					BRD		148.00			
	2745.06.7320.0000.0000.0000.830000							Memberships & Dues				
36	27457320	830000					BRD		222.00			
	2745.06.7320.0000.0000.0000.830000							Memberships & Dues				
37	27457320	831000					BRD		3,918.00			
	2745.06.7320.0000.0000.0000.831000							Administrative Expense				
38	27457320	831000					BRD		2,612.00			
	2745.06.7320.0000.0000.0000.831000							Administrative Expense				
39	27457320	831002					BRD		1,474.00			
	2745.06.7320.0000.0000.0000.831002							IT Charges				
40	27457320	831002					BRD		2,210.00			
	2745.06.7320.0000.0000.0000.831002							IT Charges				
41	27457320	850000					BRD		231.00			
	2745.06.7320.0000.0000.0000.850000							Telephone				
42	27457320	850000					BRD		154.00			
	2745.06.7320.0000.0000.0000.850000							Telephone				
43	27457320	860000					BRD		587.00			
	2745.06.7320.0000.0000.0000.860000							Travel - Mileage				
44	27457320	860000					BRD		881.00			
	2745.06.7320.0000.0000.0000.860000							Travel - Mileage				
45	27457320	861000					BRD		991.00			
	2745.06.7320.0000.0000.0000.861000							Conferences & Othr Travel				
46	27457320	861000					BRD		661.00			
	2745.06.7320.0000.0000.0000.861000							Conferences & Othr Travel				

JOURNAL INQUIRY

YEAR	PER	JOURNAL	SRC	EFF DATE	ENT DATE	JNL DESC	CLERK	ENTITY	AUTO-REV	STATUS	BUD YEAR	JNL TYPE
2012	07	11	BUA	07/01/2012	10/16/2012	PC-6W308	groth	1	N	Hist	2012	
LN	ORG	OBJECT	PROJ	REF1	REF2	REF3	ACCOUNT DESCRIPTION	LINE DESCRIPTION	DEBIT	CREDIT	OB	
47	27457320	901000		BRD					1,149.00			
	2745.06.7320.0000.0000.0000.901000						Advertising					
48	27457320	901000		BRD					1,723.00			
	2745.06.7320.0000.0000.0000.901000						Advertising					
49	27457320	910000		BRD					527.00			
	2745.06.7320.0000.0000.0000.910000						Insurance & Bonds					
50	27457320	910000		BRD					352.00			
	2745.06.7320.0000.0000.0000.910000						Insurance & Bonds					
51	27457320	939000		BRD					508.00			
	2745.06.7320.0000.0000.0000.939000						Building Rental					
52	27457320	939000		BRD					25,885.00			
	2745.06.7320.0000.0000.0000.939000						Building Rental					
53	27457320	940000		BRD					195.00			
	2745.06.7320.0000.0000.0000.940000						Equipment Rental					
54	27457320	940000		BRD					130.00			
	2745.06.7320.0000.0000.0000.940000						Equipment Rental					
55	2745	397701		BRD						417,830.00	1	
	2745.00.0000.0000.0000.0000.397701						Appropriations Control					
56	2745	397401		BRD					417,830.00		1	
	2745.00.0000.0000.0000.0000.397401						Estimated Revenues					
** JOURNAL TOTAL									417,830.00	417,830.00		

YEAR	PER	JOURNAL	SRC	EFF DATE	ENT DATE	JNL DESC	CLERK	ENTITY	AUTO-REV	STATUS	BUD YEAR	JNL TYPE
2012	07	12	BUA	07/01/2012	10/16/2012	PC-6W306	groth	1N		Hist	2012	
LN	ORG	OBJECT	PROJ	REF1	REF2	REF3	ACCOUNT DESCRIPTION	LINE DESCRIPTION	DEBIT	CREDIT	OB	
1	27457320	561000		BRD							793,533.00	
	2745.06.7320.0000.0000.0000.561000						State of Mich - welfare					
2	27457320	704000		BRD					246,349.00			
	2745.06.7320.0000.0000.0000.704000						Salaries - Regular					
3	27457320	709000		BRD					208.00			
	2745.06.7320.0000.0000.0000.709000						Overtime					
4	27457320	715000		BRD					18,862.00			
	2745.06.7320.0000.0000.0000.715000						Social Security					
5	27457320	716000		BRD					75,263.00			
	2745.06.7320.0000.0000.0000.716000						Health Insurance					
6	27457320	716002		BRD					1,484.00			
	2745.06.7320.0000.0000.0000.716002						OPEB - Health Care					

JOURNAL INQUIRY

YEAR	PER	JOURNAL	SRC	EFF DATE	ENT DATE	JNL DESC	CLERK	ENTITY	AUTO-REV	STATUS	BUD YEAR	JNL TYPE
2012	07	12	BUA	07/01/2012	10/16/2012	PC-6W306	groth	1	N	Hist	2012	
LN	ORG	OBJECT	PROJ	REF1	REF2	REF3	ACCOUNT DESCRIPTION	LINE DESCRIPTION	DEBIT	CREDIT	OB	
7	27457320	717000					BRD		519.00			
	2745.06.7320.0000.0000.0000.717000							Life Insurance				
8	27457320	718000					BRD		25,428.00			
	2745.06.7320.0000.0000.0000.718000							Retirement & Sick Leave				
9	27457320	718001					BRD		503.00			
	2745.06.7320.0000.0000.0000.718001							457 Plan Contribution				
10	27457320	719000					BRD		4,372.00			
	2745.06.7320.0000.0000.0000.719000							Dental Insurance				
11	27457320	720000					BRD		58.00			
	2745.06.7320.0000.0000.0000.720000							worker's Compensation				
12	27457320	722000					BRD		1,271.00			
	2745.06.7320.0000.0000.0000.722000							Unemployment				
13	27457320	723000					BRD		788.00			
	2745.06.7320.0000.0000.0000.723000							Optical Insurance				
14	27457320	724000					BRD		681.00			
	2745.06.7320.0000.0000.0000.724000							Disability Insurance				
15	27457320	727000					BRD		2,176.00			
	2745.06.7320.0000.0000.0000.727000							Office Supplies				
16	27457320	728000					BRD		2,134.00			
	2745.06.7320.0000.0000.0000.728000							Printing & Binding				
17	27457320	730000					BRD		2,314.00			
	2745.06.7320.0000.0000.0000.730000							Postage				
18	27457320	739000					BRD		6,443.00			
	2745.06.7320.0000.0000.0000.739000							Operational Supplies				
19	27457320	808000					BRD		8,756.00			
	2745.06.7320.0000.0000.0000.808000							Service Contracts				
20	27457320	830000					BRD		1,002.00			
	2745.06.7320.0000.0000.0000.830000							Memberships & Dues				
21	27457320	831000					BRD		22,203.00			
	2745.06.7320.0000.0000.0000.831000							Administrative Expense				
22	27457320	831002					BRD		12,525.00			
	2745.06.7320.0000.0000.0000.831002							IT Charges				
23	27457320	844004					BRD		1,600.00			
	2745.06.7320.0000.0000.0000.844004							Other Training				
24	27457320	844004					BRD		233,133.00			
	2745.06.7320.0000.0000.0000.844004							Other Training				
25	27457320	844004					BRD		20,000.00			
	2745.06.7320.0000.0000.0000.844004							Other Training				
26	27457320	850000					BRD		1,307.00			
	2745.06.7320.0000.0000.0000.850000							Telephone				
27	27457320	860000					BRD		4,993.00			
	2745.06.7320.0000.0000.0000.860000							Travel - Mileage				

JOURNAL INQUIRY

YEAR	PER	JOURNAL	SRC	EFF DATE	ENT DATE	JNL DESC	CLERK	ENTITY	AUTO-REV	STATUS	BUD YEAR	JNL TYPE
2012	07	12	BUA	07/01/2012	10/16/2012	PC-6W306	groth	1	N	Hist	2012	
LN	ORG	OBJECT	PROJ	REF1	REF2	REF3	ACCOUNT DESCRIPTION	LINE DESCRIPTION	DEBIT	CREDIT	OB	
28	27457320	861000					BRD		5,616.00			
							2745.06.7320.0000.0000.0000.861000	Conferences & Othr Travel				
29	27457320	901000					BRD		9,765.00			
							2745.06.7320.0000.0000.0000.901000	Advertising				
30	27457320	910000					BRD		2,989.00			
							2745.06.7320.0000.0000.0000.910000	Insurance & Bonds				
31	27457320	939000					BRD		79,688.00			
							2745.06.7320.0000.0000.0000.939000	Building Rental				
32	27457320	940000					BRD		1,103.00			
							2745.06.7320.0000.0000.0000.940000	Equipment Rental				
33	2745	397701					BRD			793,533.00	1	
							2745.00.0000.0000.0000.0000.397701	Appropriations Control				
34	2745	397401					BRD		793,533.00		1	
							2745.00.0000.0000.0000.0000.397401	Estimated Revenues				
** JOURNAL TOTAL									793,533.00	793,533.00		

YEAR	PER	JOURNAL	SRC	EFF DATE	ENT DATE	JNL DESC	CLERK	ENTITY	AUTO-REV	STATUS	BUD YEAR	JNL TYPE
2012	07	13	BUC	07/01/2012	10/11/2012	PC-6W318	Mołendyk		1N	Hist	2012	
LN	ORG	OBJECT	PROJ	REF1	REF2	REF3	ACCOUNT DESCRIPTION	LINE DESCRIPTION	DEBIT	CREDIT	OB	
1	27457320	561000					BRD				38,558.00	
							2745.06.7320.0000.0000.0000.561000	State Of Mich - welfare				
2	27457320	808000					BRD		7,175.00			
							2745.06.7320.0000.0000.0000.808000	Service Contracts				
3	27457320	860000					BRD		6,000.00			
							2745.06.7320.0000.0000.0000.860000	Travel - Mileage				
4	27457320	861000					BRD		25,383.00			
							2745.06.7320.0000.0000.0000.861000	Conferences & Othr Travel				
5	2745	397701					BRD			38,558.00	1	
							2745.00.0000.0000.0000.0000.397701	Appropriations Control				
6	2745	397401					BRD		38,558.00		1	
							2745.00.0000.0000.0000.0000.397401	Estimated Revenues				
** JOURNAL TOTAL									38,558.00	38,558.00		

JOURNAL INQUIRY

YEAR	PER	JOURNAL	SRC	EFF DATE	ENT DATE	JNL DESC	CLERK	ENTITY	AUTO-REV	STATUS	BUD YEAR	JNL TYPE		
2012	07	14	BUC	07/01/2012	10/11/2012	PC-6W325	MoIendyk		IN	Hist	2012			
LN	ORG	OBJECT	PROJ	REF1	REF2	REF3	LINE DESCRIPTION			DEBIT	CREDIT	OB		
ACCOUNT				ACCOUNT DESCRIPTION										
1	27457320	671000		BRD							8,000.00			
	2745.06.7320.0000.0000.0000.671000	Other Revenue												
2	27457320	821000		BRD						5,500.00				
	2745.06.7320.0000.0000.0000.821000	Contractual - Other												
3	27457320	850000		BRD						2,500.00				
	2745.06.7320.0000.0000.0000.850000	Telephone												
4	2745	397701		BRD							8,000.00	1		
	2745.00.0000.0000.0000.0000.397701	Appropriations Control												
5	2745	397401		BRD						8,000.00		1		
	2745.00.0000.0000.0000.0000.397401	Estimated Revenues												
** JOURNAL TOTAL										8,000.00	8,000.00			

YEAR	PER	JOURNAL	SRC	EFF DATE	ENT DATE	JNL DESC	CLERK	ENTITY	AUTO-REV	STATUS	BUD YEAR	JNL TYPE		
2012	07	15	BUA	07/01/2012	10/16/2012	PC-6W402	MoIendyk		IN	Hist	2012			
LN	ORG	OBJECT	PROJ	REF1	REF2	REF3	LINE DESCRIPTION			DEBIT	CREDIT	OB		
ACCOUNT				ACCOUNT DESCRIPTION										
1	27457320	561000		BRD							524,877.00			
	2745.06.7320.0000.0000.0000.561000	State of Mich - welfare												
2	27457320	704000		BRD						184,992.00				
	2745.06.7320.0000.0000.0000.704000	Salaries - Regular												
3	27457320	715000		BRD						14,252.00				
	2745.06.7320.0000.0000.0000.715000	Social Security												
4	27457320	716000		BRD						15,913.00				
	2745.06.7320.0000.0000.0000.716000	Health Insurance												
5	27457320	716002		BRD						554.00				
	2745.06.7320.0000.0000.0000.716002	OPEB - Health Care												
6	27457320	717000		BRD						261.00				
	2745.06.7320.0000.0000.0000.717000	Life Insurance												
7	27457320	718000		BRD						13,216.00				
	2745.06.7320.0000.0000.0000.718000	Retirement & Sick Leave												
8	27457320	718001		BRD						421.00				
	2745.06.7320.0000.0000.0000.718001	457 Plan Contribution												
9	27457320	719000		BRD						924.00				
	2745.06.7320.0000.0000.0000.719000	Dental Insurance												
10	27457320	720000		BRD						44.00				
	2745.06.7320.0000.0000.0000.720000	Worker's Compensation												
11	27457320	722000		BRD						771.00				
	2745.06.7320.0000.0000.0000.722000	Unemployment												

JOURNAL INQUIRY

YEAR	PER	JOURNAL	SRC	EFF DATE	ENT DATE	JNL DESC	CLERK	ENTITY	AUTO-REV	STATUS	BUD YEAR	JNL TYPE
2012	07	15	BUA	07/01/2012	10/16/2012	PC-6W402	MoLendyk	1	N	Hist	2012	
LN	ORG	OBJECT	PROJ	REF1	REF2	REF3	ACCOUNT DESCRIPTION	LINE DESCRIPTION	DEBIT	CREDIT	OB	
12	27457320	723000					BRD		168.00			
	2745.06.7320.0000.0000.0000.723000							Optical Insurance				
13	27457320	724000					BRD		519.00			
	2745.06.7320.0000.0000.0000.724000							Disability Insurance				
14	27457320	727000					BRD		3,500.00			
	2745.06.7320.0000.0000.0000.727000							Office Supplies				
15	27457320	728000					BRD		2,000.00			
	2745.06.7320.0000.0000.0000.728000							Printing & Binding				
16	27457320	730000					BRD		1,633.00			
	2745.06.7320.0000.0000.0000.730000							Postage				
17	27457320	739000					BRD		1,000.00			
	2745.06.7320.0000.0000.0000.739000							Operational Supplies				
18	27457320	808000					BRD		15,332.00			
	2745.06.7320.0000.0000.0000.808000							Service Contracts				
19	27457320	830000					BRD		756.00			
	2745.06.7320.0000.0000.0000.830000							Memberships & Dues				
20	27457320	831000					BRD		10,673.00			
	2745.06.7320.0000.0000.0000.831000							Administrative Expense				
21	27457320	831002					BRD		5,641.00			
	2745.06.7320.0000.0000.0000.831002							IT Charges				
22	27457320	844004					BRD		6,700.00			
	2745.06.7320.0000.0000.0000.844004							Other Training				
23	27457320	844004					BRD		133,900.00			
	2745.06.7320.0000.0000.0000.844004							Other Training				
24	27457320	844004					BRD		15,000.00			
	2745.06.7320.0000.0000.0000.844004							Other Training				
25	27457320	850000					BRD		922.00			
	2745.06.7320.0000.0000.0000.850000							Telephone				
26	27457320	860000					BRD		3,525.00			
	2745.06.7320.0000.0000.0000.860000							Travel - Mileage				
27	27457320	861000					BRD		3,964.00			
	2745.06.7320.0000.0000.0000.861000							Conferences & Othr Travel				
28	27457320	901000					BRD		9,000.00			
	2745.06.7320.0000.0000.0000.901000							Advertising				
29	27457320	910000					BRD		2,110.00			
	2745.06.7320.0000.0000.0000.910000							Insurance & Bonds				
30	27457320	939000					BRD		76,408.00			
	2745.06.7320.0000.0000.0000.939000							Building Rental				
31	27457320	940000					BRD		778.00			
	2745.06.7320.0000.0000.0000.940000							Equipment Rental				
32	2745	397701					BRD			524,877.00	1	
	2745.00.0000.0000.0000.0000.397701							Appropriations Control				

JOURNAL INQUIRY

YEAR	PER	JOURNAL	SRC	EFF DATE	ENT DATE	JNL DESC	CLERK	ENTITY	AUTO-REV	STATUS	BUD YEAR	JNL TYPE
2012	07	15	BUA	07/01/2012	10/16/2012	PC-6W402	MoIendyk	1	N	Hist	2012	
LN	ORG	OBJECT	PROJ	REF1	REF2	REF3	ACCOUNT DESCRIPTION	LINE DESCRIPTION	DEBIT	CREDIT	OB	
33	2745	397401		BRD			2745.00.0000.0000.0000.397401	Estimated Revenues	524,877.00		1	
									** JOURNAL TOTAL	524,877.00	524,877.00	

YEAR	PER	JOURNAL	SRC	EFF DATE	ENT DATE	JNL DESC	CLERK	ENTITY	AUTO-REV	STATUS	BUD YEAR	JNL TYPE
2012	07	16	BUA	07/01/2012	10/16/2012	PC-6W406	MoIendyk	1N		Hist	2012	
LN	ORG	OBJECT	PROJ	REF1	REF2	REF3	ACCOUNT DESCRIPTION	LINE DESCRIPTION	DEBIT	CREDIT	OB	
1	2745	7320		BRD			2745.06.7320.0000.0000.0000.561000	State Of Mich - welfare			604,094.00	
2	2745	704000		BRD			2745.06.7320.0000.0000.0000.704000	Salaries - Regular	211,349.00			
3	2745	715000		BRD			2745.06.7320.0000.0000.0000.715000	Social Security	16,178.00			
4	2745	716000		BRD			2745.06.7320.0000.0000.0000.716000	Health Insurance	64,571.00			
5	2745	716002		BRD			2745.06.7320.0000.0000.0000.716002	OPEB - Health Care	1,274.00			
6	2745	717000		BRD			2745.06.7320.0000.0000.0000.717000	Life Insurance	445.00			
7	2745	718000		BRD			2745.06.7320.0000.0000.0000.718000	Retirement & Sick Leave	21,816.00			
8	2745	718001		BRD			2745.06.7320.0000.0000.0000.718001	457 Plan Contribution	432.00			
9	2745	719000		BRD			2745.06.7320.0000.0000.0000.719000	Dental Insurance	3,751.00			
10	2745	720000		BRD			2745.06.7320.0000.0000.0000.720000	worker'S Compensation	50.00			
11	2745	722000		BRD			2745.06.7320.0000.0000.0000.722000	Unemployment	1,091.00			
12	2745	723000		BRD			2745.06.7320.0000.0000.0000.723000	Optical Insurance	677.00			
13	2745	724000		BRD			2745.06.7320.0000.0000.0000.724000	Disability Insurance	585.00			
14	2745	727000		BRD			2745.06.7320.0000.0000.0000.727000	Office Supplies	1,867.00			
15	2745	728000		BRD			2745.06.7320.0000.0000.0000.728000	Printing & Binding	1,831.00			

JOURNAL INQUIRY

YEAR	PER	JOURNAL	SRC	EFF DATE	ENT DATE	JNL DESC	CLERK	ENTITY	AUTO-REV	STATUS	BUD YEAR	JNL TYPE
2012	07	16	BUA	07/01/2012	10/16/2012	PC-6W406	MoIendyk	1	N	Hist	2012	
LN	ORG	OBJECT	PROJ	REF1	REF2	REF3	ACCOUNT DESCRIPTION	LINE DESCRIPTION	DEBIT	CREDIT	OB	
16	27457320	730000					BRD		1,986.00			
	2745.06.7320.0000.0000.0000.730000							Postage				
17	27457320	739000					BRD		5,528.00			
	2745.06.7320.0000.0000.0000.739000							Operational Supplies				
18	27457320	808000					BRD		7,512.00			
	2745.06.7320.0000.0000.0000.808000							Service Contracts				
19	27457320	830000					BRD		860.00			
	2745.06.7320.0000.0000.0000.830000							Memberships & Dues				
20	27457320	831000					BRD		19,049.00			
	2745.06.7320.0000.0000.0000.831000							Administrative Expense				
21	27457320	831002					BRD		10,746.00			
	2745.06.7320.0000.0000.0000.831002							IT Charges				
22	27457320	844004					BRD		1,373.00			
	2745.06.7320.0000.0000.0000.844004							Other Training				
23	27457320	844004					BRD		126,588.00			
	2745.06.7320.0000.0000.0000.844004							Other Training				
24	27457320	844004					BRD		15,000.00			
	2745.06.7320.0000.0000.0000.844004							Other Training				
25	27457320	850000					BRD		1,122.00			
	2745.06.7320.0000.0000.0000.850000							Telephone				
26	27457320	860000					BRD		4,284.00			
	2745.06.7320.0000.0000.0000.860000							Travel - Mileage				
27	27457320	861000					BRD		4,819.00			
	2745.06.7320.0000.0000.0000.861000							Conferences & Othr Travel				
28	27457320	901000					BRD		8,378.00			
	2745.06.7320.0000.0000.0000.901000							Advertising				
29	27457320	910000					BRD		2,565.00			
	2745.06.7320.0000.0000.0000.910000							Insurance & Bonds				
30	27457320	939000					BRD		68,367.00			
	2745.06.7320.0000.0000.0000.939000							Building Rental				
31	2745	397701					BRD			604,094.00	1	
	2745.00.0000.0000.0000.0000.397701							Appropriations Control				
32	2745	397401					BRD		604,094.00		1	
	2745.00.0000.0000.0000.0000.397401							Estimated Revenues				
** JOURNAL TOTAL									604,094.00	604,094.00		

YEAR	PER	JOURNAL	SRC	EFF DATE	ENT DATE	JNL DESC	CLERK	ENTITY	AUTO-REV	STATUS	BUD YEAR	JNL TYPE
2012	07	17	BUA	07/01/2012	10/16/2012	PC-6W401	groth		IN	Hist	2012	
LN	ORG	OBJECT	PROJ	REF1	REF2	REF3	ACCOUNT DESCRIPTION	LINE DESCRIPTION	DEBIT	CREDIT	OB	
ACCOUNT												

JOURNAL INQUIRY

YEAR	PER	JOURNAL	SRC	EFF DATE	ENT DATE	JNL DESC	CLERK	ENTITY	AUTO-REV	STATUS	BUD YEAR	JNL TYPE
2012	07	17	BUA	07/01/2012	10/16/2012	PC-6W401	groth	1	N	Hist	2012	
LN	ORG	OBJECT	PROJ	REF1	REF2	REF3	ACCOUNT DESCRIPTION	LINE DESCRIPTION	DEBIT	CREDIT	OB	
1	27457320	561000					BRD				736,938.00	
	2745.06.7320.0000.0000.0000.561000							State Of Mich - Welfare				
2	27457320	704000					BRD		100,050.00			
	2745.06.7320.0000.0000.0000.704000							Salaries - Regular				
3	27457320	704000					BRD		218,227.00			
	2745.06.7320.0000.0000.0000.704000							Salaries - Regular				
4	27457320	715000					BRD		16,389.00			
	2745.06.7320.0000.0000.0000.715000							Social Security				
5	27457320	715000					BRD		7,511.00			
	2745.06.7320.0000.0000.0000.715000							Social Security				
6	27457320	716000					BRD		12,017.00			
	2745.06.7320.0000.0000.0000.716000							Health Insurance				
7	27457320	716000					BRD		16,800.00			
	2745.06.7320.0000.0000.0000.716000							Health Insurance				
8	27457320	716002					BRD		565.00			
	2745.06.7320.0000.0000.0000.716002							OPEB - Health Care				
9	27457320	716002					BRD		348.00			
	2745.06.7320.0000.0000.0000.716002							OPEB - Health Care				
10	27457320	717000					BRD		170.00			
	2745.06.7320.0000.0000.0000.717000							Life Insurance				
11	27457320	717000					BRD		292.00			
	2745.06.7320.0000.0000.0000.717000							Life Insurance				
12	27457320	718000					BRD		17,970.00			
	2745.06.7320.0000.0000.0000.718000							Retirement & Sick Leave				
13	27457320	718000					BRD		7,985.00			
	2745.06.7320.0000.0000.0000.718000							Retirement & Sick Leave				
14	27457320	718001					BRD		122.00			
	2745.06.7320.0000.0000.0000.718001							457 Plan Contribution				
15	27457320	718001					BRD		150.00			
	2745.06.7320.0000.0000.0000.718001							457 Plan Contribution				
16	27457320	719000					BRD		993.00			
	2745.06.7320.0000.0000.0000.719000							Dental Insurance				
17	27457320	719000					BRD		761.00			
	2745.06.7320.0000.0000.0000.719000							Dental Insurance				
18	27457320	720000					BRD		24.00			
	2745.06.7320.0000.0000.0000.720000							Worker's Compensation				
19	27457320	720000					BRD		51.00			
	2745.06.7320.0000.0000.0000.720000							Worker's Compensation				
20	27457320	722000					BRD		903.00			
	2745.06.7320.0000.0000.0000.722000							Unemployment				
21	27457320	722000					BRD		414.00			
	2745.06.7320.0000.0000.0000.722000							Unemployment				

JOURNAL INQUIRY

YEAR	PER	JOURNAL	SRC	EFF DATE	ENT DATE	JNL DESC	CLERK	ENTITY	AUTO-REV	STATUS	BUD YEAR	JNL TYPE
2012	07	17	BUA	07/01/2012	10/16/2012	PC-6W401	groth	1	N	Hist	2012	
LN	ORG	OBJECT	PROJ	REF1	REF2	REF3	ACCOUNT DESCRIPTION	LINE DESCRIPTION	DEBIT	CREDIT	OB	
22	27457320	723000					BRD		138.00			
	2745.06.7320.0000.0000.0000.723000							Optical Insurance				
23	27457320	723000					BRD		180.00			
	2745.06.7320.0000.0000.0000.723000							Optical Insurance				
24	27457320	724000					BRD		611.00			
	2745.06.7320.0000.0000.0000.724000							Disability Insurance				
25	27457320	724000					BRD		281.00			
	2745.06.7320.0000.0000.0000.724000							Disability Insurance				
26	27457320	727000					BRD		850.00			
	2745.06.7320.0000.0000.0000.727000							Office Supplies				
27	27457320	727000					BRD		2,000.00			
	2745.06.7320.0000.0000.0000.727000							Office Supplies				
28	27457320	728000					BRD		2,008.00			
	2745.06.7320.0000.0000.0000.728000							Printing & Binding				
29	27457320	728000					BRD		879.00			
	2745.06.7320.0000.0000.0000.728000							Printing & Binding				
30	27457320	730000					BRD		900.00			
	2745.06.7320.0000.0000.0000.730000							Postage				
31	27457320	730000					BRD		2,000.00			
	2745.06.7320.0000.0000.0000.730000							Postage				
32	27457320	739000					BRD		6,400.00			
	2745.06.7320.0000.0000.0000.739000							Operational Supplies				
33	27457320	739000					BRD		2,800.00			
	2745.06.7320.0000.0000.0000.739000							Operational Supplies				
34	27457320	808000					BRD		4,500.00			
	2745.06.7320.0000.0000.0000.808000							Service Contracts				
35	27457320	808000					BRD		9,500.00			
	2745.06.7320.0000.0000.0000.808000							Service Contracts				
36	27457320	830000					BRD		1,000.00			
	2745.06.7320.0000.0000.0000.830000							Memberships & Dues				
37	27457320	830000					BRD		500.00			
	2745.06.7320.0000.0000.0000.830000							Memberships & Dues				
38	27457320	831000					BRD		8,000.00			
	2745.06.7320.0000.0000.0000.831000							Administrative Expense				
39	27457320	831000					BRD		18,000.00			
	2745.06.7320.0000.0000.0000.831000							Administrative Expense				
40	27457320	831002					BRD		11,000.00			
	2745.06.7320.0000.0000.0000.831002							IT Charges				
41	27457320	831002					BRD		5,000.00			
	2745.06.7320.0000.0000.0000.831002							IT Charges				
42	27457320	844004					BRD		39,588.00			
	2745.06.7320.0000.0000.0000.844004							Other Training				

JOURNAL INQUIRY

YEAR	PER	JOURNAL	SRC	EFF DATE	ENT DATE	JNL DESC	CLERK	ENTITY	AUTO-REV	STATUS	BUD YEAR	JNL TYPE
2012	07	17	BUA	07/01/2012	10/16/2012	PC-6W401	groth	1	N	Hist	2012	
LN	ORG	OBJECT	PROJ	REF1	REF2	REF3	ACCOUNT DESCRIPTION	LINE DESCRIPTION	DEBIT	CREDIT	OB	
43	27457320	844004					BRD		104,148.00			
							2745.06.7320.0000.0000.0000.844004	Other Training				
44	27457320	850000					BRD		1,200.00			
							2745.06.7320.0000.0000.0000.850000	Telephone				
45	27457320	850000					BRD		500.00			
							2745.06.7320.0000.0000.0000.850000	Telephone				
46	27457320	860000					BRD		2,100.00			
							2745.06.7320.0000.0000.0000.860000	Travel - Mileage				
47	27457320	860000					BRD		4,700.00			
							2745.06.7320.0000.0000.0000.860000	Travel - Mileage				
48	27457320	861000					BRD		5,286.00			
							2745.06.7320.0000.0000.0000.861000	Conferences & Othr Travel				
49	27457320	861000					BRD		2,300.00			
							2745.06.7320.0000.0000.0000.861000	Conferences & Othr Travel				
50	27457320	901000					BRD		4,000.00			
							2745.06.7320.0000.0000.0000.901000	Advertising				
51	27457320	901000					BRD		9,191.00			
							2745.06.7320.0000.0000.0000.901000	Advertising				
52	27457320	910000					BRD		2,813.00			
							2745.06.7320.0000.0000.0000.910000	Insurance & Bonds				
53	27457320	910000					BRD		1,200.00			
							2745.06.7320.0000.0000.0000.910000	Insurance & Bonds				
54	27457320	939000					BRD		17,693.00			
							2745.06.7320.0000.0000.0000.939000	Building Rental				
55	27457320	939000					BRD		62,480.00			
							2745.06.7320.0000.0000.0000.939000	Building Rental				
56	27457320	940000					BRD		1,000.00			
							2745.06.7320.0000.0000.0000.940000	Equipment Rental				
57	27457320	940000					BRD		450.00			
							2745.06.7320.0000.0000.0000.940000	Equipment Rental				
58	2745	397701					BRD			736,938.00	1	
							2745.00.0000.0000.0000.0000.397701	Appropriations Control				
59	2745	397401					BRD		736,938.00		1	
							2745.00.0000.0000.0000.0000.397401	Estimated Revenues				
** JOURNAL TOTAL									736,938.00	736,938.00		

YEAR	PER	JOURNAL	SRC	EFF DATE	ENT DATE	JNL DESC	CLERK	ENTITY	AUTO-REV	STATUS	BUD YEAR	JNL TYPE
2012	07	18	BUC	07/01/2012	10/16/2012	PC-6W322	MoIendyk		IN	Hist	2012	
LN	ORG	OBJECT	PROJ	REF1	REF2	REF3	ACCOUNT DESCRIPTION	LINE DESCRIPTION	DEBIT	CREDIT	OB	
ACCOUNT												

JOURNAL INQUIRY

YEAR	PER	JOURNAL	SRC	EFF DATE	ENT DATE	JNL DESC	CLERK	ENTITY	AUTO-REV	STATUS	BUD YEAR	JNL TYPE
2012	07	18	BUC	07/01/2012	10/16/2012	PC-6W322	MoLendyk	1	N	Hist	2012	
LN	ORG	OBJECT	PROJ	REF1	REF2	REF3	ACCOUNT DESCRIPTION	LINE DESCRIPTION	DEBIT	CREDIT	OB	
1	27457320	505000					BRD				750,000.00	
	2745.06.7320.0000.0000.0000.0000.505000							Fed. Grants-Public Safety				
2	27457320	704000					BRD		29,027.00			
	2745.06.7320.0000.0000.0000.0000.704000							Salaries - Regular				
3	27457320	715000					BRD		2,229.00			
	2745.06.7320.0000.0000.0000.0000.715000							Social Security				
4	27457320	716000					BRD		7,082.00			
	2745.06.7320.0000.0000.0000.0000.716000							Health Insurance				
5	27457320	716002					BRD		140.00			
	2745.06.7320.0000.0000.0000.0000.716002							OPEB - Health Care				
6	27457320	717000					BRD		75.00			
	2745.06.7320.0000.0000.0000.0000.717000							Life Insurance				
7	27457320	718000					BRD		3,525.00			
	2745.06.7320.0000.0000.0000.0000.718000							Retirement & Sick Leave				
8	27457320	718001					BRD		186.00			
	2745.06.7320.0000.0000.0000.0000.718001							457 Plan Contribution				
9	27457320	719000					BRD		411.00			
	2745.06.7320.0000.0000.0000.0000.719000							Dental Insurance				
10	27457320	720000					BRD		7.00			
	2745.06.7320.0000.0000.0000.0000.720000							Worker's Compensation				
11	27457320	721000					BRD		230.00			
	2745.06.7320.0000.0000.0000.0000.721000							Longevity				
12	27457320	722000					BRD		150.00			
	2745.06.7320.0000.0000.0000.0000.722000							Unemployment				
13	27457320	723000					BRD		74.00			
	2745.06.7320.0000.0000.0000.0000.723000							Optical Insurance				
14	27457320	724000					BRD		80.00			
	2745.06.7320.0000.0000.0000.0000.724000							Disability Insurance				
15	27457320	727000					BRD		666.00			
	2745.06.7320.0000.0000.0000.0000.727000							Office Supplies				
16	27457320	727000					BRD		913.00			
	2745.06.7320.0000.0000.0000.0000.727000							Office Supplies				
17	27457320	728000					BRD		667.00			
	2745.06.7320.0000.0000.0000.0000.728000							Printing & Binding				
18	27457320	739000					BRD		667.00			
	2745.06.7320.0000.0000.0000.0000.739000							Operational Supplies				
19	27457320	739000					BRD		913.00			
	2745.06.7320.0000.0000.0000.0000.739000							Operational Supplies				
20	27457320	739000					BRD		3,000.00			
	2745.06.7320.0000.0000.0000.0000.739000							Operational Supplies				
21	27457320	808000					BRD		75,000.00			
	2745.06.7320.0000.0000.0000.0000.808000							Service Contracts				

JOURNAL INQUIRY

YEAR	PER	JOURNAL	SRC	EFF DATE	ENT DATE	JNL DESC	CLERK	ENTITY	AUTO-REV	STATUS	BUD YEAR	JNL TYPE
2012	07	18	BUC	07/01/2012	10/16/2012	PC-6W322	MoLendyk	1	N	Hist	2012	
LN	ORG	OBJECT	PROJ	REF1	REF2	REF3	ACCOUNT DESCRIPTION	LINE DESCRIPTION	DEBIT	CREDIT	OB	
22	27457320	808000					BRD		60,000.00			
	2745.06.7320.0000.0000.0000.808000						Service Contracts					
23	27457320	808000					BRD		35,000.00			
	2745.06.7320.0000.0000.0000.808000						Service Contracts					
24	27457320	808000					BRD		101,703.00			
	2745.06.7320.0000.0000.0000.808000						Service Contracts					
25	27457320	808000					BRD		100,000.00			
	2745.06.7320.0000.0000.0000.808000						Service Contracts					
26	27457320	808000					BRD		135,000.00			
	2745.06.7320.0000.0000.0000.808000						Service Contracts					
27	27457320	808000					BRD		21,600.00			
	2745.06.7320.0000.0000.0000.808000						Service Contracts					
28	27457320	808000					BRD		37,500.00			
	2745.06.7320.0000.0000.0000.808000						Service Contracts					
29	27457320	808000					BRD		9,000.00			
	2745.06.7320.0000.0000.0000.808000						Service Contracts					
30	27457320	808000					BRD		98,500.00			
	2745.06.7320.0000.0000.0000.808000						Service Contracts					
31	27457320	831000					BRD		1,816.00			
	2745.06.7320.0000.0000.0000.831000						Administrative Expense					
32	27457320	831002					BRD		1,128.00			
	2745.06.7320.0000.0000.0000.831002						IT Charges					
33	27457320	850000					BRD		12,000.00			
	2745.06.7320.0000.0000.0000.850000						Telephone					
34	27457320	860000					BRD		1,155.00			
	2745.06.7320.0000.0000.0000.860000						Travel - Mileage					
35	27457320	860000					BRD		1,024.00			
	2745.06.7320.0000.0000.0000.860000						Travel - Mileage					
36	27457320	861000					BRD		4,094.00			
	2745.06.7320.0000.0000.0000.861000						Conferences & Othr Travel					
37	27457320	861000					BRD		4,620.00			
	2745.06.7320.0000.0000.0000.861000						Conferences & Othr Travel					
38	27457320	931000					BRD		818.00			
	2745.06.7320.0000.0000.0000.931000						Equipment Repair					
39	2745	397701					BRD			748,952.00	1	
	2745.00.0000.0000.0000.0000.397701						Appropriations Control					
40	2745	390001					BRD		748,952.00		1	
	2745.00.0000.0000.0000.0000.390001						Budgetary Fund Balance					
41	2745	397701					BRD			1,048.00	1	
	2745.00.0000.0000.0000.0000.397701						Appropriations Control					
42	2745	397401					BRD		750,000.00		1	
	2745.00.0000.0000.0000.0000.397401						Estimated Revenues					

JOURNAL INQUIRY

YEAR	PER	JOURNAL	SRC	EFF DATE	ENT DATE	JNL DESC	CLERK	ENTITY	AUTO-REV	STATUS	BUD YEAR	JNL TYPE
2012	07	18	BUC	07/01/2012	10/16/2012	PC-6W322	Mołendyk	1	N	Hist	2012	
LN	ORG	OBJECT	PROJ	REF1	REF2	REF3	LINE DESCRIPTION	DEBIT	CREDIT	OB		
43	2745	390001		BRD			Budgetary Fund Balance		748,952.00	1		
	2745.00.0000.0000.0000.0000.390001											
** JOURNAL TOTAL											1,498,952.00	1,498,952.00

YEAR	PER	JOURNAL	SRC	EFF DATE	ENT DATE	JNL DESC	CLERK	ENTITY	AUTO-REV	STATUS	BUD YEAR	JNL TYPE
2012	07	19	BUA	07/01/2012	10/16/2012	PC-6W408	Mołendyk	1N		Hist	2012	
LN	ORG	OBJECT	PROJ	REF1	REF2	REF3	LINE DESCRIPTION	DEBIT	CREDIT	OB		
1	27457320	561000		BRD			State Of Mich - welfare		367,310.00			
2	27457320	704000		BRD			Salaries - Regular	37,729.00				
3	27457320	704000		BRD			Salaries - Regular	31,495.00				
4	27457320	715000		BRD			Social Security	2,409.00				
5	27457320	715000		BRD			Social Security	2,886.00				
6	27457320	716000		BRD			Health Insurance	11,242.00				
7	27457320	716000		BRD			Health Insurance	10,821.00				
8	27457320	716002		BRD			OPEB - Health Care	213.00				
9	27457320	716002		BRD			OPEB - Health Care	221.00				
10	27457320	717000		BRD			Life Insurance	74.00				
11	27457320	717000		BRD			Life Insurance	62.00				
12	27457320	718000		BRD			Retirement & Sick Leave	2,963.00				
13	27457320	718000		BRD			Retirement & Sick Leave	3,549.00				
14	27457320	718001		BRD			457 Plan Contribution	731.00				
15	27457320	719000		BRD			Dental Insurance	652.00				

JOURNAL INQUIRY

YEAR	PER	JOURNAL	SRC	EFF DATE	ENT DATE	JNL DESC	CLERK	ENTITY	AUTO-REV	STATUS	BUD YEAR	JNL TYPE
2012	07	19	BUA	07/01/2012	10/16/2012	PC-6W408	MoLendyk	1	N	Hist	2012	
LN	ORG	OBJECT	PROJ	REF1	REF2	REF3	ACCOUNT DESCRIPTION	LINE DESCRIPTION	DEBIT	CREDIT	OB	
16	27457320	719000		BRD					627.00			
	2745.06.7320.0000.0000.0000.719000						Dental Insurance					
17	27457320	720000		BRD					7.00			
	2745.06.7320.0000.0000.0000.720000						Worker's Compensation					
18	27457320	720000		BRD					8.00			
	2745.06.7320.0000.0000.0000.720000						Worker's Compensation					
19	27457320	722000		BRD					193.00			
	2745.06.7320.0000.0000.0000.722000						Unemployment					
20	27457320	722000		BRD					162.00			
	2745.06.7320.0000.0000.0000.722000						Unemployment					
21	27457320	723000		BRD					114.00			
	2745.06.7320.0000.0000.0000.723000						Optical Insurance					
22	27457320	723000		BRD					117.00			
	2745.06.7320.0000.0000.0000.723000						Optical Insurance					
23	27457320	724000		BRD					103.00			
	2745.06.7320.0000.0000.0000.724000						Disability Insurance					
24	27457320	724000		BRD					87.00			
	2745.06.7320.0000.0000.0000.724000						Disability Insurance					
25	27457320	727000		BRD					384.00			
	2745.06.7320.0000.0000.0000.727000						Office Supplies					
26	27457320	727000		BRD					384.00			
	2745.06.7320.0000.0000.0000.727000						Office Supplies					
27	27457320	728000		BRD					251.00			
	2745.06.7320.0000.0000.0000.728000						Printing & Binding					
28	27457320	728000		BRD					377.00			
	2745.06.7320.0000.0000.0000.728000						Printing & Binding					
29	27457320	730000		BRD					408.00			
	2745.06.7320.0000.0000.0000.730000						Postage					
30	27457320	730000		BRD					272.00			
	2745.06.7320.0000.0000.0000.730000						Postage					
31	27457320	739000		BRD					1,155.00			
	2745.06.7320.0000.0000.0000.739000						Operational Supplies					
32	27457320	739000		BRD					609.00			
	2745.06.7320.0000.0000.0000.739000						Operational Supplies					
33	27457320	808000		BRD					209,222.00			
	2745.06.7320.0000.0000.0000.808000						Service Contracts					
34	27457320	808000		BRD					1,000.00			
	2745.06.7320.0000.0000.0000.808000						Service Contracts					
35	27457320	830000		BRD					148.00			
	2745.06.7320.0000.0000.0000.830000						Memberships & Dues					
36	27457320	830000		BRD					222.00			
	2745.06.7320.0000.0000.0000.830000						Memberships & Dues					

JOURNAL INQUIRY

YEAR	PER	JOURNAL	SRC	EFF DATE	ENT DATE	JNL DESC	CLERK	ENTITY	AUTO-REV	STATUS	BUD YEAR	JNL TYPE	
2012	07	19	BUA	07/01/2012	10/16/2012	PC-6W408	MoLendyk	1	N	Hist	2012		
LN	ORG	OBJECT	PROJ	REF1	REF2	REF3	ACCOUNT DESCRIPTION	LINE DESCRIPTION			DEBIT	CREDIT	OB
37	27457320	831000		BRD							3,918.00		
	2745.06.7320.0000.0000.0000.831000						Administrative Expense						
38	27457320	831000		BRD							3,395.00		
	2745.06.7320.0000.0000.0000.831000						Administrative Expense						
39	27457320	831002		BRD							1,916.00		
	2745.06.7320.0000.0000.0000.831002						IT Charges						
40	27457320	831002		BRD							2,210.00		
	2745.06.7320.0000.0000.0000.831002						IT Charges						
41	27457320	850000		BRD							231.00		
	2745.06.7320.0000.0000.0000.850000						Telephone						
42	27457320	850000		BRD							154.00		
	2745.06.7320.0000.0000.0000.850000						Telephone						
43	27457320	860000		BRD							587.00		
	2745.06.7320.0000.0000.0000.860000						Travel - Mileage						
44	27457320	860000		BRD							881.00		
	2745.06.7320.0000.0000.0000.860000						Travel - Mileage						
45	27457320	861000		BRD							991.00		
	2745.06.7320.0000.0000.0000.861000						Conferences & Othr Travel						
46	27457320	861000		BRD							661.00		
	2745.06.7320.0000.0000.0000.861000						Conferences & Othr Travel						
47	27457320	901000		BRD							1,149.00		
	2745.06.7320.0000.0000.0000.901000						Advertising						
48	27457320	901000		BRD							1,723.00		
	2745.06.7320.0000.0000.0000.901000						Advertising						
49	27457320	910000		BRD							527.00		
	2745.06.7320.0000.0000.0000.910000						Insurance & Bonds						
50	27457320	910000		BRD							352.00		
	2745.06.7320.0000.0000.0000.910000						Insurance & Bonds						
51	27457320	939000		BRD							1,508.00		
	2745.06.7320.0000.0000.0000.939000						Building Rental						
52	27457320	939000		BRD							25,885.00		
	2745.06.7320.0000.0000.0000.939000						Building Rental						
53	27457320	940000		BRD							195.00		
	2745.06.7320.0000.0000.0000.940000						Equipment Rental						
54	27457320	940000		BRD							130.00		
	2745.06.7320.0000.0000.0000.940000						Equipment Rental						
55	2745	397701		BRD								367,310.00	1
	2745.00.0000.0000.0000.0000.397701						Appropriations Control						
56	2745	397401		BRD							367,310.00		1
	2745.00.0000.0000.0000.0000.397401						Estimated Revenues						
** JOURNAL TOTAL											367,310.00	367,310.00	

JOURNAL INQUIRY

YEAR	PER	JOURNAL	SRC	EFF DATE	ENT DATE	JNL DESC	CLERK	ENTITY	AUTO-REV	STATUS	BUD YEAR	JNL TYPE
2012	07	20	BUA	07/01/2012	10/17/2012	PC-6W307	MoLendyk		IN	Hist	2012	
LN	ORG	OBJECT	PROJ	REF1	REF2	REF3	LINE DESCRIPTION		DEBIT	CREDIT	OB	
ACCOUNT						ACCOUNT DESCRIPTION						
1	27457320	844004		BRD				GRANT	25,000.00			
	2745.06.7320.0000.0000.0000.844004							Other Training				
2	27457320	704000		BRD				GRANT	372.00			
	2745.06.7320.0000.0000.0000.704000							Salaries - Regular				
3	27457320	715000		BRD				GRANT	28.00			
	2745.06.7320.0000.0000.0000.715000							Social Security				
4	27457320	716000		BRD				GRANT	69.00			
	2745.06.7320.0000.0000.0000.716000							Health Insurance				
5	27457320	716002		BRD				GRANT	1.00			
	2745.06.7320.0000.0000.0000.716002							OPEB - Health Care				
6	27457320	717000		BRD				GRANT	1.00			
	2745.06.7320.0000.0000.0000.717000							Life Insurance				
7	27457320	718000		BRD				GRANT	60.00			
	2745.06.7320.0000.0000.0000.718000							Retirement & Sick Leave				
8	27457320	718001		BRD				GRANT	1.00			
	2745.06.7320.0000.0000.0000.718001							457 Plan Contribution				
9	27457320	719000		BRD				GRANT	4.00			
	2745.06.7320.0000.0000.0000.719000							Dental Insurance				
10	27457320	720000		BRD				GRANT	1.00			
	2745.06.7320.0000.0000.0000.720000							Worker'S Compensation				
11	27457320	722000		BRD				GRANT	1.00			
	2745.06.7320.0000.0000.0000.722000							Unemployment				
12	27457320	723000		BRD				GRANT	1.00			
	2745.06.7320.0000.0000.0000.723000							Optical Insurance				
13	27457320	724000		BRD				GRANT	1.00			
	2745.06.7320.0000.0000.0000.724000							Disability Insurance				
14	27457320	704000		BRD				GRANT	993.00			
	2745.06.7320.0000.0000.0000.704000							Salaries - Regular				
15	27457320	715000		BRD				GRANT	76.00			
	2745.06.7320.0000.0000.0000.715000							Social Security				
16	27457320	716000		BRD				GRANT	185.00			
	2745.06.7320.0000.0000.0000.716000							Health Insurance				
17	27457320	716002		BRD				GRANT	4.00			
	2745.06.7320.0000.0000.0000.716002							OPEB - Health Care				
18	27457320	717000		BRD				GRANT	3.00			
	2745.06.7320.0000.0000.0000.717000							Life Insurance				
19	27457320	718000		BRD				GRANT	159.00			
	2745.06.7320.0000.0000.0000.718000							Retirement & Sick Leave				
20	27457320	718001		BRD				GRANT	1.00			
	2745.06.7320.0000.0000.0000.718001							457 Plan Contribution				
21	27457320	719000		BRD				GRANT	10.00			
	2745.06.7320.0000.0000.0000.719000							Dental Insurance				

JOURNAL INQUIRY

YEAR	PER	JOURNAL	SRC	EFF DATE	ENT DATE	JNL DESC	CLERK	ENTITY	AUTO-REV	STATUS	BUD YEAR	JNL TYPE
2012	07	20	BUA	07/01/2012	10/17/2012	PC-6W307	MoIendyk	1	N	Hist	2012	
LN	ORG	OBJECT	PROJ	REF1	REF2	REF3	ACCOUNT DESCRIPTION	LINE DESCRIPTION	DEBIT	CREDIT	OB	
22	27457320	720000		BRD				GRANT	1.00			
	2745.06.7320.0000.0000.0000.720000						Worker's Compensation					
23	27457320	722000		BRD				GRANT	5.00			
	2745.06.7320.0000.0000.0000.722000						Unemployment					
24	27457320	723000		BRD				GRANT	2.00			
	2745.06.7320.0000.0000.0000.723000						Optical Insurance					
25	27457320	724000		BRD				GRANT	2.00			
	2745.06.7320.0000.0000.0000.724000						Disability Insurance					
26	27457320	561000		BRD				GRANT			26,981.00	
	2745.06.7320.0000.0000.0000.561000						State Of Mich - welfare					
27	2745	397701		BRD							26,981.00	1
	2745.00.0000.0000.0000.0000.397701						Appropriations Control					
28	2745	397401		BRD					26,981.00			1
	2745.00.0000.0000.0000.0000.397401						Estimated Revenues					
** JOURNAL TOTAL									26,981.00	26,981.00		

YEAR	PER	JOURNAL	SRC	EFF DATE	ENT DATE	JNL DESC	CLERK	ENTITY	AUTO-REV	STATUS	BUD YEAR	JNL TYPE
2012	09	65	BUA	09/01/2012	10/11/2012	PC-6C320	groth		1N	Hist	2012	
LN	ORG	OBJECT	PROJ	REF1	REF2	REF3	ACCOUNT DESCRIPTION	LINE DESCRIPTION	DEBIT	CREDIT	OB	
1	27467000	561000		BRD							20,000.00	
	2746.06.7000.0000.0000.0000.561000						State Of Mich - welfare					
2	27467000	704000		BRD					16,361.00			
	2746.06.7000.0000.0000.0000.704000						Salaries - Regular					
3	27467000	715000		BRD					1,130.00			
	2746.06.7000.0000.0000.0000.715000						Social Security					
4	27467000	716000		BRD					1,174.00			
	2746.06.7000.0000.0000.0000.716000						Health Insurance					
5	27467000	716002		BRD					61.00			
	2746.06.7000.0000.0000.0000.716002						OPEB - Health Care					
6	27467000	717000		BRD					48.00			
	2746.06.7000.0000.0000.0000.717000						Life Insurance					
7	27467000	718000		BRD					1,011.00			
	2746.06.7000.0000.0000.0000.718000						Retirement & Sick Leave					
8	27467000	718001		BRD					24.00			
	2746.06.7000.0000.0000.0000.718001						457 Plan Contribution					
9	27467000	719000		BRD					84.00			
	2746.06.7000.0000.0000.0000.719000						Dental Insurance					

JOURNAL INQUIRY

YEAR	PER	JOURNAL	SRC	EFF DATE	ENT DATE	JNL DESC	CLERK	ENTITY	AUTO-REV	STATUS	BUD YEAR	JNL TYPE
2012	09	65	BUA	09/01/2012	10/11/2012	PC-6C320	groth	1	N	Hist	2012	
LN	ORG	OBJECT	PROJ	REF1	REF2	REF3	ACCOUNT DESCRIPTION	LINE DESCRIPTION	DEBIT	CREDIT	OB	
10	27467000	720000		BRD					3.00			
							Worker's Compensation					
11	27467000	722000		BRD					67.00			
							Unemployment					
12	27467000	723000		BRD					15.00			
							Optical Insurance					
13	27467000	724000		BRD					22.00			
							Disability Insurance					
14	2746	397701		BRD							20,000.00	1
							Appropriations Control					
15	2746	397401		BRD					20,000.00			1
							Estimated Revenues					
** JOURNAL TOTAL									20,000.00	20,000.00		

YEAR	PER	JOURNAL	SRC	EFF DATE	ENT DATE	JNL DESC	CLERK	ENTITY	AUTO-REV	STATUS	BUD YEAR	JNL TYPE
2012	09	69	BUA	09/15/2012	10/11/2012	PC-6w321	MoLendyk	1N	IN	Hist	2012	
LN	ORG	OBJECT	PROJ	REF1	REF2	REF3	ACCOUNT DESCRIPTION	LINE DESCRIPTION	DEBIT	CREDIT	OB	
1	27457320	671000		BRD							20,000.00	
							Other Revenue					
2	27457320	808000		BRD					20,000.00			
							Service Contracts					
3	2745	397701		BRD							20,000.00	1
							Appropriations Control					
4	2745	397401		BRD					20,000.00			1
							Estimated Revenues					
** JOURNAL TOTAL									20,000.00	20,000.00		

YEAR	PER	JOURNAL	SRC	EFF DATE	ENT DATE	JNL DESC	CLERK	ENTITY	AUTO-REV	STATUS	BUD YEAR	JNL TYPE
2012	09	143	BUA	09/01/2012	10/17/2012	LCA	MoLendyk	1N	IN	Hist	2012	
LN	ORG	OBJECT	PROJ	REF1	REF2	REF3	ACCOUNT DESCRIPTION	LINE DESCRIPTION	DEBIT	CREDIT	OB	
1	27467000	843000		BRD							31,500.00	
							Doc attach	NEW GRANT LCA-11-70025				
							Client Assistance Pymts					

JOURNAL INQUIRY

YEAR	PER	JOURNAL	SRC	EFF DATE	ENT DATE	JNL DESC	CLERK	ENTITY	AUTO-REV	STATUS	BUD YEAR	JNL TYPE
2012	09	143	BUA	09/01/2012	10/17/2012	LCA	MoIendyk	1	N	Hist	2012	
LN	ORG	OBJECT	PROJ	REF1	REF2	REF3	LINE DESCRIPTION		DEBIT	CREDIT	OB	
ACCOUNT			ACCOUNT DESCRIPTION									
2	27467000	561000		BRD			NEW GRANT LCA-11-70025			31,500.00		
	2746.06.7000.0000.0000.0000.561000						State Of Mich - Welfare					
3	2746	397701		BRD			Appropriations Control			31,500.00	1	
	2746.00.0000.0000.0000.0000.397701											
4	2746	397401		BRD			Estimated Revenues		31,500.00		1	
	2746.00.0000.0000.0000.0000.397401											
** JOURNAL TOTAL									31,500.00	31,500.00		

YEAR	PER	JOURNAL	SRC	EFF DATE	ENT DATE	JNL DESC	CLERK	ENTITY	AUTO-REV	STATUS	BUD YEAR	JNL TYPE
2012	10	46	BUC	10/01/2012	10/16/2012	OCT-DEC	judge	1N	Hist		2012	
LN	ORG	OBJECT	PROJ	REF1	REF2	REF3	LINE DESCRIPTION		DEBIT	CREDIT	OB	
ACCOUNT			ACCOUNT DESCRIPTION									
1	26303114	582000		BRD			Establ budget for Oct-Dec			1,783,997.00		
	2630.04.3114.0000.0000.0000.582000						Contrib Local-Pub. Safety					
2	26303114	691010		BRD			Establ budget for Oct-Dec			106,262.00		
	2630.04.3114.0000.0000.0000.691010						General Fund Transfer					
3	26303114	704000		BRD			Establ budget for Oct-Dec		1,030,083.00			
	2630.04.3114.0000.0000.0000.704000						Salaries - Regular					
4	26303114	705000		BRD			Establ budget for Oct-Dec		12,146.00			
	2630.04.3114.0000.0000.0000.705000						Salaries - Temporary					
5	26303114	709000		BRD			Establ budget for Oct-Dec		21,396.00			
	2630.04.3114.0000.0000.0000.709000						Overtime					
6	26303114	710000		BRD			Establ budget for Oct-Dec		20,173.00			
	2630.04.3114.0000.0000.0000.710000						Holiday					
7	26303114	711000		BRD			Establ budget for Oct-Dec		10,909.00			
	2630.04.3114.0000.0000.0000.711000						Court Time					
8	26303114	713000		BRD			Establ budget for Oct-Dec		7,844.00			
	2630.04.3114.0000.0000.0000.713000						Vacation Payoff					
9	26303114	715000		BRD			Establ budget for Oct-Dec		84,334.00			
	2630.04.3114.0000.0000.0000.715000						Social Security					
10	26303114	716000		BRD			Establ budget for Oct-Dec		175,775.00			
	2630.04.3114.0000.0000.0000.716000						Health Insurance					
11	26303114	716002		BRD			Establ budget for Oct-Dec		7,508.00			
	2630.04.3114.0000.0000.0000.716002						OPEB - Health Care					
12	26303114	717000		BRD			Establ budget for Oct-Dec		1,086.00			
	2630.04.3114.0000.0000.0000.717000						Life Insurance					
13	26303114	718000		BRD			Establ budget for Oct-Dec		182,307.00			
	2630.04.3114.0000.0000.0000.718000						Retirement & Sick Leave					

JOURNAL INQUIRY

YEAR	PER	JOURNAL	SRC	EFF DATE	ENT DATE	JNL DESC	CLERK	ENTITY	AUTO-REV	STATUS	BUD YEAR	JNL TYPE
2012	10	46	BUC	10/01/2012	10/16/2012	OCT-DEC	judge	1	N	Hist	2012	
LN	ORG	OBJECT	PROJ	REF1	REF2	REF3	ACCOUNT DESCRIPTION	LINE DESCRIPTION	DEBIT	CREDIT	OB	
14	26303114	718001			BRD		2630.04.3114.0000.0000.0000.718001	Establ budget for Oct-Dec 457 Plan Contribution	6,282.00			
15	26303114	719000			BRD		2630.04.3114.0000.0000.0000.719000	Establ budget for Oct-Dec Dental Insurance	11,930.00			
16	26303114	720000			BRD		2630.04.3114.0000.0000.0000.720000	Establ budget for Oct-Dec worker's Compensation	2,776.00			
17	26303114	721000			BRD		2630.04.3114.0000.0000.0000.721000	Establ budget for Oct-Dec Longevity	22,150.00			
18	26303114	722000			BRD		2630.04.3114.0000.0000.0000.722000	Establ budget for Oct-Dec Unemployment	4,453.00			
19	26303114	723000			BRD		2630.04.3114.0000.0000.0000.723000	Establ budget for Oct-Dec Optical Insurance	1,853.00			
20	26303114	724000			BRD		2630.04.3114.0000.0000.0000.724000	Establ budget for Oct-Dec Disability Insurance	2,891.00			
21	26303114	739000			BRD		2630.04.3114.0000.0000.0000.739000	Establ budget for Oct-Dec Operational Supplies	51,834.00			
22	26303114	762000			BRD		2630.04.3114.0000.0000.0000.762000	Establ budget for Oct-Dec Educational Supplies	2,468.00			
23	26303114	830000			BRD		2630.04.3114.0000.0000.0000.830000	Establ budget for Oct-Dec Memberships & Dues	165.00			
24	26303114	850000			BRD		2630.04.3114.0000.0000.0000.850000	Establ budget for Oct-Dec Telephone	4,106.00			
25	26303114	865000			BRD		2630.04.3114.0000.0000.0000.865000	Establ budget for Oct-Dec Gas And Oil	72,825.00			
26	26303114	866000			BRD		2630.04.3114.0000.0000.0000.866000	Establ budget for Oct-Dec Vehicle Repairs & Maint.	31,211.00			
27	26303114	868000			BRD		2630.04.3114.0000.0000.0000.868000	Establ budget for Oct-Dec Vehicle Insurance	20,472.00			
28	26303114	910000			BRD		2630.04.3114.0000.0000.0000.910000	Establ budget for Oct-Dec Insurance & Bonds	50,171.00			
29	26303114	930000			BRD		2630.04.3114.0000.0000.0000.930000	Establ budget for Oct-Dec Equipment Repairs	1,950.00			
30	26303114	940000			BRD		2630.04.3114.0000.0000.0000.940000	Establ budget for Oct-Dec Equipment Rental	44,598.00			
31	26303114	956000			BRD		2630.04.3114.0000.0000.0000.956000	Establ budget for Oct-Dec Employee Training	4,563.00			
32	2630	397701			BRD		2630.00.0000.0000.0000.0000.397701	Appropriations Control		1,890,259.00	1	
33	2630	397401			BRD		2630.00.0000.0000.0000.0000.397401	Estimated Revenues	1,890,259.00		1	
** JOURNAL TOTAL									1,890,259.00	1,890,259.00		

JOURNAL INQUIRY

YEAR	PER	JOURNAL	SRC	EFF DATE	ENT DATE	JNL DESC	CLERK	ENTITY	AUTO-REV	STATUS	BUD YEAR	JNL TYPE
2012	10	98	BUA	10/03/2012	10/09/2012	MERSSTUDY	verbeek		IN	Hist	2012	
LN	ORG	OBJECT	PROJ	REF1	REF2	REF3	LINE DESCRIPTION			DEBIT	CREDIT	OB
ACCOUNT				ACCOUNT DESCRIPTION								
1	29708610	808000		BRD			MERS DB/DC STUDY			10,000.00		
	2970.03.8610.0000.0000.0000.808000						Service Contracts					
2	2970	397701		BRD			Appropriations Control				10,000.00	1
	2970.00.0000.0000.0000.0000.397701											
3	2970	390001		BRD			Budgetary Fund Balance			10,000.00		1
	2970.00.0000.0000.0000.0000.390001											
** JOURNAL TOTAL										10,000.00	10,000.00	

YEAR	PER	JOURNAL	SRC	EFF DATE	ENT DATE	JNL DESC	CLERK	ENTITY	AUTO-REV	STATUS	BUD YEAR	JNL TYPE
2012	10	215	BUA	10/01/2012	10/11/2012	PC-6C300	groth		IN	Hist	2012	
LN	ORG	OBJECT	PROJ	REF1	REF2	REF3	LINE DESCRIPTION			DEBIT	CREDIT	OB
ACCOUNT				ACCOUNT DESCRIPTION								
1	27467000	561000		BRD			State of Mich - welfare				29,057.00	
	2746.06.7000.0000.0000.0000.561000											
2	27467000	704000		BRD			Salaries - Regular			14,327.00		
	2746.06.7000.0000.0000.0000.704000											
3	27467000	715000		BRD			Social Security			1,054.00		
	2746.06.7000.0000.0000.0000.715000											
4	27467000	716000		BRD			Health Insurance			3,236.00		
	2746.06.7000.0000.0000.0000.716000											
5	27467000	716002		BRD			OPEB - Health Care			392.00		
	2746.06.7000.0000.0000.0000.716002											
6	27467000	717000		BRD			Life Insurance			28.00		
	2746.06.7000.0000.0000.0000.717000											
7	27467000	718000		BRD			Retirement & Sick Leave			1,303.00		
	2746.06.7000.0000.0000.0000.718000											
8	27467000	718001		BRD			457 Plan Contribution			90.00		
	2746.06.7000.0000.0000.0000.718001											
9	27467000	719000		BRD			Dental Insurance			183.00		
	2746.06.7000.0000.0000.0000.719000											
10	27467000	720000		BRD			Worker's Compensation			3.00		
	2746.06.7000.0000.0000.0000.720000											
11	27467000	722000		BRD			Unemployment			64.00		
	2746.06.7000.0000.0000.0000.722000											
12	27467000	723000		BRD			Optical Insurance			27.00		
	2746.06.7000.0000.0000.0000.723000											
13	27467000	724000		BRD			Disability Insurance			37.00		
	2746.06.7000.0000.0000.0000.724000											

JOURNAL INQUIRY

YEAR	PER	JOURNAL	SRC	EFF DATE	ENT DATE	JNL DESC	CLERK	ENTITY	AUTO-REV	STATUS	BUD YEAR	JNL TYPE
2012	10	215	BUA	10/01/2012	10/11/2012	PC-6C300	groth	1	N	Hist	2012	
LN	ORG	OBJECT	PROJ	REF1	REF2	REF3	ACCOUNT DESCRIPTION	LINE DESCRIPTION	DEBIT	CREDIT	OB	
14	27467000	727000			BRD				230.00			
	2746.06.7000.0000.0000.0000.727000						Office Supplies					
15	27467000	728000			BRD				240.00			
	2746.06.7000.0000.0000.0000.728000						Printing & Binding					
16	27467000	730000			BRD				600.00			
	2746.06.7000.0000.0000.0000.730000						Postage					
17	27467000	808000			BRD				1,000.00			
	2746.06.7000.0000.0000.0000.808000						Service Contracts					
18	27467000	831000			BRD				3,000.00			
	2746.06.7000.0000.0000.0000.831000						Administrative Expense					
19	27467000	831002			BRD				1,800.00			
	2746.06.7000.0000.0000.0000.831002						IT Charges					
20	27467000	850000			BRD				140.00			
	2746.06.7000.0000.0000.0000.850000						Telephone					
21	27467000	860000			BRD				123.00			
	2746.06.7000.0000.0000.0000.860000						Travel - Mileage					
22	27467000	910000			BRD				600.00			
	2746.06.7000.0000.0000.0000.910000						Insurance & Bonds					
23	27467000	939000			BRD				540.00			
	2746.06.7000.0000.0000.0000.939000						Building Rental					
24	27467000	940000			BRD				40.00			
	2746.06.7000.0000.0000.0000.940000						Equipment Rental					
25	2746	397701			BRD					20,867.00	1	
	2746.00.0000.0000.0000.0000.397701						Appropriations Control					
26	2746	397401			BRD				29,057.00		1	
	2746.00.0000.0000.0000.0000.397401						Estimated Revenues					
27	2746	390001			BRD					8,190.00	1	
	2746.00.0000.0000.0000.0000.390001						Budgetary Fund Balance					
28	2746	397701			BRD					8,190.00	1	
	2746.00.0000.0000.0000.0000.397701						Appropriations Control					
29	2746	390001			BRD				8,190.00		1	
	2746.00.0000.0000.0000.0000.390001						Budgetary Fund Balance					
** JOURNAL TOTAL									37,247.00	37,247.00		

YEAR	PER	JOURNAL	SRC	EFF DATE	ENT DATE	JNL DESC	CLERK	ENTITY	AUTO-REV	STATUS	BUD YEAR	JNL TYPE
2012	10	216	BUA	10/01/2012	10/16/2012	PC-6C304	groth		1N	Hist	2012	
LN	ORG	OBJECT	PROJ	REF1	REF2	REF3	ACCOUNT DESCRIPTION	LINE DESCRIPTION	DEBIT	CREDIT	OB	
ACCOUNT												

JOURNAL INQUIRY

YEAR	PER	JOURNAL	SRC	EFF DATE	ENT DATE	JNL DESC	CLERK	ENTITY	AUTO-REV	STATUS	BUD YEAR	JNL TYPE
2012	10	216	BUA	10/01/2012	10/16/2012	PC-6C304	groth	1	N	Hist	2012	
LN	ORG	OBJECT	PROJ	REF1	REF2	REF3	ACCOUNT DESCRIPTION	LINE DESCRIPTION	DEBIT	CREDIT	OB	
1	27467000	561000					BRD				217,622.00	
	2746.06.7000.0000.0000.0000.561000							State Of Mich - Welfare				
2	27467000	704000					BRD		7,743.00			
	2746.06.7000.0000.0000.0000.704000							Salaries - Regular				
3	27467000	715000					BRD		592.00			
	2746.06.7000.0000.0000.0000.715000							Social Security				
4	27467000	716000					BRD		1,645.00			
	2746.06.7000.0000.0000.0000.716000							Health Insurance				
5	27467000	716002					BRD		32.00			
	2746.06.7000.0000.0000.0000.716002							OPEB - Health Care				
6	27467000	717000					BRD		23.00			
	2746.06.7000.0000.0000.0000.717000							Life Insurance				
7	27467000	718000					BRD		1,238.00			
	2746.06.7000.0000.0000.0000.718000							Retirement & Sick Leave				
8	27467000	719000					BRD		95.00			
	2746.06.7000.0000.0000.0000.719000							Dental Insurance				
9	27467000	720000					BRD		2.00			
	2746.06.7000.0000.0000.0000.720000							Worker's Compensation				
10	27467000	722000					BRD		40.00			
	2746.06.7000.0000.0000.0000.722000							Unemployment				
11	27467000	723000					BRD		17.00			
	2746.06.7000.0000.0000.0000.723000							Optical Insurance				
12	27467000	724000					BRD		21.00			
	2746.06.7000.0000.0000.0000.724000							Disability Insurance				
13	27467000	739000					BRD		25,962.00			
	2746.06.7000.0000.0000.0000.739000							Operational Supplies				
14	27467000	808000					BRD		10,000.00			
	2746.06.7000.0000.0000.0000.808000							Service Contracts				
15	27467000	808000					BRD		65,538.00			
	2746.06.7000.0000.0000.0000.808000							Service Contracts				
16	27467000	808000					BRD		3,785.00			
	2746.06.7000.0000.0000.0000.808000							Service Contracts				
17	27467000	843000					BRD		45,188.00			
	2746.06.7000.0000.0000.0000.843000							Client Assistance Pymts				
18	27467000	937000					BRD		55,701.00			
	2746.06.7000.0000.0000.0000.937000							Building Repairs				
19	2746	397701					BRD			217,622.00	1	
	2746.00.0000.0000.0000.0000.397701							Appropriations Control				
20	2746	397401					BRD		217,622.00		1	
	2746.00.0000.0000.0000.0000.397401							Estimated Revenues				
									** JOURNAL TOTAL	217,622.00	217,622.00	

JOURNAL INQUIRY

YEAR	PER	JOURNAL	SRC	EFF DATE	ENT DATE	JNL DESC	CLERK	ENTITY	AUTO-REV	STATUS	BUD YEAR	JNL TYPE	
2012	10	217	BUA	10/01/2012	10/11/2012	PC-6C305	groth		IN	Hist	2012		
LN	ORG	OBJECT	PROJ	REF1	REF2	REF3	LINE DESCRIPTION				DEBIT	CREDIT	OB
ACCOUNT							ACCOUNT DESCRIPTION						
1	27467000	561000				BRD						35,000.00	
	2746.06.7000.0000.0000.0000.561000						State Of Mich - Welfare						
2	27467000	704000				BRD					11,629.00		
	2746.06.7000.0000.0000.0000.704000						Salaries - Regular						
3	27467000	715000				BRD					905.00		
	2746.06.7000.0000.0000.0000.715000						Social Security						
4	27467000	716000				BRD					3,310.00		
	2746.06.7000.0000.0000.0000.716000						Health Insurance						
5	27467000	716002				BRD					214.00		
	2746.06.7000.0000.0000.0000.716002						OPEB - Health Care						
6	27467000	717000				BRD					26.00		
	2746.06.7000.0000.0000.0000.717000						Life Insurance						
7	27467000	718000				BRD					1,088.00		
	2746.06.7000.0000.0000.0000.718000						Retirement & Sick Leave						
8	27467000	718001				BRD					113.00		
	2746.06.7000.0000.0000.0000.718001						457 Plan Contribution						
9	27467000	719000				BRD					182.00		
	2746.06.7000.0000.0000.0000.719000						Dental Insurance						
10	27467000	720000				BRD					3.00		
	2746.06.7000.0000.0000.0000.720000						Worker's Compensation						
11	27467000	721000				BRD					193.00		
	2746.06.7000.0000.0000.0000.721000						Longevity						
12	27467000	722000				BRD					54.00		
	2746.06.7000.0000.0000.0000.722000						Unemployment						
13	27467000	723000				BRD					42.00		
	2746.06.7000.0000.0000.0000.723000						Optical Insurance						
14	27467000	724000				BRD					51.00		
	2746.06.7000.0000.0000.0000.724000						Disability Insurance						
15	27467000	727000				BRD					85.00		
	2746.06.7000.0000.0000.0000.727000						Office Supplies						
16	27467000	728000				BRD					92.00		
	2746.06.7000.0000.0000.0000.728000						Printing & Binding						
17	27467000	730000				BRD					347.00		
	2746.06.7000.0000.0000.0000.730000						Postage						
18	27467000	739000				BRD					618.00		
	2746.06.7000.0000.0000.0000.739000						Operational Supplies						
19	27467000	808000				BRD					12,211.00		
	2746.06.7000.0000.0000.0000.808000						Service Contracts						
20	27467000	830000				BRD					42.00		
	2746.06.7000.0000.0000.0000.830000						Memberships & Dues						
21	27467000	831000				BRD					1,424.00		
	2746.06.7000.0000.0000.0000.831000						Administrative Expense						

JOURNAL INQUIRY

YEAR	PER	JOURNAL	SRC	EFF DATE	ENT DATE	JNL DESC	CLERK	ENTITY	AUTO-REV	STATUS	BUD YEAR	JNL TYPE	LN	ORG	OBJECT	PROJ	REF1	REF2	REF3	LINE DESCRIPTION	DEBIT	CREDIT	OB	
2012	10	217	BUA	10/01/2012	10/11/2012	PC-6C305	groth	1	N	Hist	2012													
														ACCOUNT	ACCOUNT DESCRIPTION									
													22	27467000	831002				BRD		751.00			
																			2746.06.7000.0000.0000.831002	IT Charges				
													23	27467000	850000				BRD		84.00			
																			2746.06.7000.0000.0000.850000	Telephone				
													24	27467000	860000				BRD		252.00			
																			2746.06.7000.0000.0000.860000	Travel - Mileage				
													25	27467000	861000				BRD		186.00			
																			2746.06.7000.0000.0000.861000	Conferences & Othr Travel				
													26	27467000	901000				BRD		617.00			
																			2746.06.7000.0000.0000.901000	Advertising				
													27	27467000	910000				BRD		217.00			
																			2746.06.7000.0000.0000.910000	Insurance & Bonds				
													28	27467000	939000				BRD		254.00			
																			2746.06.7000.0000.0000.939000	Building Rental				
													29	27467000	940000				BRD		10.00			
																			2746.06.7000.0000.0000.940000	Equipment Rental				
													30	2746	397701				BRD				34,341.00	1
																			2746.00.0000.0000.0000.397701	Appropriations Control				
													31	2746	397401				BRD		35,000.00		1	
																			2746.00.0000.0000.0000.397401	Estimated Revenues				
													32	2746	390001				BRD				659.00	1
																			2746.00.0000.0000.0000.390001	Budgetary Fund Balance				
													33	2746	397701				BRD				659.00	1
																			2746.00.0000.0000.0000.397701	Appropriations Control				
													34	2746	390001				BRD		659.00		1	
																			2746.00.0000.0000.0000.390001	Budgetary Fund Balance				
											** JOURNAL TOTAL			35,659.00	35,659.00									

YEAR	PER	JOURNAL	SRC	EFF DATE	ENT DATE	JNL DESC	CLERK	ENTITY	AUTO-REV	STATUS	BUD YEAR	JNL TYPE	LN	ORG	OBJECT	PROJ	REF1	REF2	REF3	LINE DESCRIPTION	DEBIT	CREDIT	OB
2012	10	219	BUA	10/01/2012	10/16/2012	PC-6C308	groth		1N	Hist	2012												
														ACCOUNT	ACCOUNT DESCRIPTION								
													1	27467000	561000				BRD				343,552.00
																			2746.06.7000.0000.0000.561000	State of Mich - welfare			
													2	27467000	704000				BRD		171,581.00		
																			2746.06.7000.0000.0000.704000	Salaries - Regular			
													3	27467000	704000				BRD		28,221.00		
																			2746.06.7000.0000.0000.704000	Salaries - Regular			

JOURNAL INQUIRY

YEAR	PER	JOURNAL	SRC	EFF DATE	ENT DATE	JNL DESC	CLERK	ENTITY	AUTO-REV	STATUS	BUD YEAR	JNL TYPE
2012	10	219	BUA	10/01/2012	10/16/2012	PC-6C308	groth	1	N	Hist	2012	
LN	ORG	OBJECT	PROJ	REF1	REF2	REF3	ACCOUNT DESCRIPTION	LINE DESCRIPTION	DEBIT	CREDIT	OB	
4	27467000	715000		BRD					2,158.00			
	2746.06.7000.0000.0000.0000.0000.715000						Social Security					
5	27467000	715000		BRD					13,126.00			
	2746.06.7000.0000.0000.0000.0000.715000						Social Security					
6	27467000	716000		BRD					44,437.00			
	2746.06.7000.0000.0000.0000.0000.716000						Health Insurance					
7	27467000	716000		BRD					5,991.00			
	2746.06.7000.0000.0000.0000.0000.716000						Health Insurance					
8	27467000	716002		BRD					118.00			
	2746.06.7000.0000.0000.0000.0000.716002						OPEB - Health Care					
9	27467000	716002		BRD					877.00			
	2746.06.7000.0000.0000.0000.0000.716002						OPEB - Health Care					
10	27467000	717000		BRD					176.00			
	2746.06.7000.0000.0000.0000.0000.717000						Life Insurance					
11	27467000	717000		BRD					36.00			
	2746.06.7000.0000.0000.0000.0000.717000						Life Insurance					
12	27467000	718000		BRD					3,522.00			
	2746.06.7000.0000.0000.0000.0000.718000						Retirement & Sick Leave					
13	27467000	718000		BRD					14,668.00			
	2746.06.7000.0000.0000.0000.0000.718000						Retirement & Sick Leave					
14	27467000	718001		BRD					362.00			
	2746.06.7000.0000.0000.0000.0000.718001						457 Plan Contribution					
15	27467000	718001		BRD					46.00			
	2746.06.7000.0000.0000.0000.0000.718001						457 Plan Contribution					
16	27467000	719000		BRD					349.00			
	2746.06.7000.0000.0000.0000.0000.719000						Dental Insurance					
17	27467000	719000		BRD					2,583.00			
	2746.06.7000.0000.0000.0000.0000.719000						Dental Insurance					
18	27467000	720000		BRD					31.00			
	2746.06.7000.0000.0000.0000.0000.720000						Worker's Compensation					
19	27467000	720000		BRD					8.00			
	2746.06.7000.0000.0000.0000.0000.720000						Worker's Compensation					
20	27467000	721000		BRD					450.00			
	2746.06.7000.0000.0000.0000.0000.721000						Longevity					
21	27467000	722000		BRD					42.00			
	2746.06.7000.0000.0000.0000.0000.722000						Unemployment					
22	27467000	722000		BRD					14.00			
	2746.06.7000.0000.0000.0000.0000.722000						Unemployment					
23	27467000	723000		BRD					15.00			
	2746.06.7000.0000.0000.0000.0000.723000						Optical Insurance					
24	27467000	723000		BRD					6.00			
	2746.06.7000.0000.0000.0000.0000.723000						Optical Insurance					

JOURNAL INQUIRY

YEAR	PER	JOURNAL	SRC	EFF DATE	ENT DATE	JNL DESC	CLERK	ENTITY	AUTO-REV	STATUS	BUD YEAR	JNL TYPE
2012	10	219	BUA	10/01/2012	10/16/2012	PC-6C308	groth	1	N	Hist	2012	
LN	ORG	OBJECT	PROJ	REF1	REF2	REF3	ACCOUNT DESCRIPTION	LINE DESCRIPTION	DEBIT	CREDIT	OB	
25	27467000	724000					BRD				440.00	
	2746.06.7000.0000.0000.0000.724000							Disability Insurance				
26	27467000	724000					BRD				72.00	
	2746.06.7000.0000.0000.0000.724000							Disability Insurance				
27	27467000	727000					BRD				180.00	
	2746.06.7000.0000.0000.0000.727000							Office Supplies				
28	27467000	727000					BRD				1,164.00	
	2746.06.7000.0000.0000.0000.727000							Office Supplies				
29	27467000	728000					BRD				250.00	
	2746.06.7000.0000.0000.0000.728000							Printing & Binding				
30	27467000	728000					BRD				1,125.00	
	2746.06.7000.0000.0000.0000.728000							Printing & Binding				
31	27467000	730000					BRD				1,794.00	
	2746.06.7000.0000.0000.0000.730000							Postage				
32	27467000	730000					BRD				398.00	
	2746.06.7000.0000.0000.0000.730000							Postage				
33	27467000	739000					BRD				50.00	
	2746.06.7000.0000.0000.0000.739000							Operational Supplies				
34	27467000	739000					BRD				197.00	
	2746.06.7000.0000.0000.0000.739000							Operational Supplies				
35	27467000	821000					BRD				7,000.00	
	2746.06.7000.0000.0000.0000.821000							Contractual - Other				
36	27467000	821000					BRD				920.00	
	2746.06.7000.0000.0000.0000.821000							Contractual - Other				
37	27467000	821000					BRD				500.00	
	2746.06.7000.0000.0000.0000.821000							Contractual - Other				
38	27467000	830000					BRD				1,000.00	
	2746.06.7000.0000.0000.0000.830000							Memberships & Dues				
39	27467000	830000					BRD				428.00	
	2746.06.7000.0000.0000.0000.830000							Memberships & Dues				
40	27467000	830000					BRD				2,500.00	
	2746.06.7000.0000.0000.0000.830000							Memberships & Dues				
41	27467000	831000					BRD				2,500.00	
	2746.06.7000.0000.0000.0000.831000							Administrative Expense				
42	27467000	831000					BRD				14,167.00	
	2746.06.7000.0000.0000.0000.831000							Administrative Expense				
43	27467000	831002					BRD				7,455.00	
	2746.06.7000.0000.0000.0000.831002							IT Charges				
44	27467000	831002					BRD				1,315.00	
	2746.06.7000.0000.0000.0000.831002							IT Charges				
45	27467000	850000					BRD				154.00	
	2746.06.7000.0000.0000.0000.850000							Telephone				

JOURNAL INQUIRY

YEAR	PER	JOURNAL	SRC	EFF DATE	ENT DATE	JNL DESC	CLERK	ENTITY	AUTO-REV	STATUS	BUD YEAR	JNL TYPE
2012	10	219	BUA	10/01/2012	10/16/2012	PC-6C308	groth	1	N	Hist	2012	
LN	ORG	OBJECT	PROJ	REF1	REF2	REF3	ACCOUNT DESCRIPTION	LINE DESCRIPTION	DEBIT	CREDIT	OB	
46	27467000	850000					BRD		694.00			
	2746.06.7000.0000.0000.0000.850000							Telephone				
47	27467000	860000					BRD		499.00			
	2746.06.7000.0000.0000.0000.860000							Travel - Mileage				
48	27467000	860000					BRD		500.00			
	2746.06.7000.0000.0000.0000.860000							Travel - Mileage				
49	27467000	860000					BRD		999.00			
	2746.06.7000.0000.0000.0000.860000							Travel - Mileage				
50	27467000	861000					BRD		2,200.00			
	2746.06.7000.0000.0000.0000.861000							Conferences & Othr Travel				
51	27467000	861000					BRD		373.00			
	2746.06.7000.0000.0000.0000.861000							Conferences & Othr Travel				
52	27467000	910000					BRD		1,956.00			
	2746.06.7000.0000.0000.0000.910000							Insurance & Bonds				
53	27467000	910000					BRD		435.00			
	2746.06.7000.0000.0000.0000.910000							Insurance & Bonds				
54	27467000	939000					BRD		260.00			
	2746.06.7000.0000.0000.0000.939000							Building Rental				
55	27467000	939000					BRD		2,591.00			
	2746.06.7000.0000.0000.0000.939000							Building Rental				
56	27467000	940000					BRD		598.00			
	2746.06.7000.0000.0000.0000.940000							Equipment Rental				
57	27467000	940000					BRD		21.00			
	2746.06.7000.0000.0000.0000.940000							Equipment Rental				
58	2746	397701					BRD			343,552.00	1	
	2746.00.0000.0000.0000.0000.397701							Appropriations Control				
59	2746	397401					BRD		343,552.00		1	
	2746.00.0000.0000.0000.0000.397401							Estimated Revenues				
** JOURNAL TOTAL									343,552.00	343,552.00		

YEAR	PER	JOURNAL	SRC	EFF DATE	ENT DATE	JNL DESC	CLERK	ENTITY	AUTO-REV	STATUS	BUD YEAR	JNL TYPE
2012	10	224	BUA	10/01/2012	10/11/2012	PC-6C309	groth		IN	Hist	2012	
LN	ORG	OBJECT	PROJ	REF1	REF2	REF3	ACCOUNT DESCRIPTION	LINE DESCRIPTION	DEBIT	CREDIT	OB	
1	27467000	727000					BRD		125.00			
	2746.06.7000.0000.0000.0000.727000							Office Supplies				
2	27467000	728000					BRD		1,400.00			
	2746.06.7000.0000.0000.0000.728000							Printing & Binding				

JOURNAL INQUIRY

YEAR	PER	JOURNAL	SRC	EFF DATE	ENT DATE	JNL DESC	CLERK	ENTITY	AUTO-REV	STATUS	BUD YEAR	JNL TYPE
2012	10	224	BUA	10/01/2012	10/11/2012	PC-6C309	groth	1	N	Hist	2012	
LN	ORG	OBJECT	PROJ	REF1	REF2	REF3	ACCOUNT DESCRIPTION	LINE DESCRIPTION	DEBIT	CREDIT	OB	
3	27467000	730000		BRD					2,800.00			
	2746.06.7000.0000.0000.0000.730000						Postage					
4	27467000	843000		BRD					20,675.00			
	2746.06.7000.0000.0000.0000.843000						Client Assistance Pymts					
5	27467000	901000		BRD					5,000.00			
	2746.06.7000.0000.0000.0000.901000						Advertising					
6	27467000	675010		BRD						30,000.00		
	2746.06.7000.0000.0000.0000.675010						Donations					
7	2746	397701		BRD						30,000.00	1	
	2746.00.0000.0000.0000.0000.397701						Appropriations Control					
8	2746	390001		BRD					30,000.00		1	
	2746.00.0000.0000.0000.0000.390001						Budgetary Fund Balance					
9	2746	397401		BRD					30,000.00		1	
	2746.00.0000.0000.0000.0000.397401						Estimated Revenues					
10	2746	390001		BRD						30,000.00	1	
	2746.00.0000.0000.0000.0000.390001						Budgetary Fund Balance					
** JOURNAL TOTAL									60,000.00	60,000.00		

YEAR	PER	JOURNAL	SRC	EFF DATE	ENT DATE	JNL DESC	CLERK	ENTITY	AUTO-REV	STATUS	BUD YEAR	JNL TYPE
2012	10	225	BUA	10/01/2012	10/11/2012	PC-6C311	groth		IN	Hist	2012	
LN	ORG	OBJECT	PROJ	REF1	REF2	REF3	ACCOUNT DESCRIPTION	LINE DESCRIPTION	DEBIT	CREDIT	OB	
1	27467000	561000		BRD							13,520.00	
	2746.06.7000.0000.0000.0000.561000						State of Mich - welfare					
2	27467000	704000		BRD					6,220.00			
	2746.06.7000.0000.0000.0000.704000						Salaries - Regular					
3	27467000	715000		BRD					489.00			
	2746.06.7000.0000.0000.0000.715000						Social Security					
4	27467000	716000		BRD					1,932.00			
	2746.06.7000.0000.0000.0000.716000						Health Insurance					
5	27467000	716002		BRD					137.00			
	2746.06.7000.0000.0000.0000.716002						OPEB - Health Care					
6	27467000	717000		BRD					14.00			
	2746.06.7000.0000.0000.0000.717000						Life Insurance					
7	27467000	718000		BRD					588.00			
	2746.06.7000.0000.0000.0000.718000						Retirement & Sick Leave					
8	27467000	719000		BRD					116.00			
	2746.06.7000.0000.0000.0000.719000						Dental Insurance					

JOURNAL INQUIRY

YEAR	PER	JOURNAL	SRC	EFF DATE	ENT DATE	JNL DESC	CLERK	ENTITY	AUTO-REV	STATUS	BUD YEAR	JNL TYPE
2012	10	225	BUA	10/01/2012	10/11/2012	PC-6C311	groth	1	N	Hist	2012	
LN	ORG	OBJECT	PROJ	REF1	REF2	REF3	ACCOUNT DESCRIPTION	LINE DESCRIPTION	DEBIT	CREDIT	OB	
9	27467000	720000					BRD		11.00			
	2746.06.7000.0000.0000.0000.720000							Worker's Compensation				
10	27467000	722000					BRD		55.00			
	2746.06.7000.0000.0000.0000.722000							Unemployment				
11	27467000	723000					BRD		27.00			
	2746.06.7000.0000.0000.0000.723000							Optical Insurance				
12	27467000	724000					BRD		28.00			
	2746.06.7000.0000.0000.0000.724000							Disability Insurance				
13	27467000	727000					BRD		85.00			
	2746.06.7000.0000.0000.0000.727000							Office Supplies				
14	27467000	730000					BRD		1,322.00			
	2746.06.7000.0000.0000.0000.730000							Postage				
15	27467000	808000					BRD		30.00			
	2746.06.7000.0000.0000.0000.808000							Service Contracts				
16	27467000	830000					BRD		42.00			
	2746.06.7000.0000.0000.0000.830000							Memberships & Dues				
17	27467000	831000					BRD		1,024.00			
	2746.06.7000.0000.0000.0000.831000							Administrative Expense				
18	27467000	831002					BRD		760.00			
	2746.06.7000.0000.0000.0000.831002							IT Charges				
19	27467000	850000					BRD		84.00			
	2746.06.7000.0000.0000.0000.850000							Telephone				
20	27467000	860000					BRD		39.00			
	2746.06.7000.0000.0000.0000.860000							Travel - Mileage				
21	27467000	861000					BRD		36.00			
	2746.06.7000.0000.0000.0000.861000							Conferences & Othr Travel				
22	27467000	910000					BRD		217.00			
	2746.06.7000.0000.0000.0000.910000							Insurance & Bonds				
23	27467000	939000					BRD		254.00			
	2746.06.7000.0000.0000.0000.939000							Building Rental				
24	27467000	940000					BRD		10.00			
	2746.06.7000.0000.0000.0000.940000							Equipment Rental				
25	2746	397701					BRD			13,520.00	1	
	2746.00.0000.0000.0000.0000.397701							Appropriations Control				
26	2746	397401					BRD		13,520.00		1	
	2746.00.0000.0000.0000.0000.397401							Estimated Revenues				
** JOURNAL TOTAL									13,520.00	13,520.00		

JOURNAL INQUIRY

YEAR	PER	JOURNAL	SRC	EFF DATE	ENT DATE	JNL DESC	CLERK	ENTITY	AUTO-REV	STATUS	BUD YEAR	JNL TYPE
2012	10	227	BUC	10/01/2012	10/11/2012	PC-6C314	groth		IN	Hist	2012	
LN	ORG	OBJECT	PROJ	REF1	REF2	REF3	LINE DESCRIPTION			DEBIT	CREDIT	OB
ACCOUNT							ACCOUNT DESCRIPTION					
1	27467000	561013		BRD							6,605.00	
	2746.06.7000.0000.0000.0000.561013											
2	27467000	704000		BRD			MSHDA - Revenue			400.00		
	2746.06.7000.0000.0000.0000.704000											
3	27467000	715000		BRD			Salaries - Regular			31.00		
	2746.06.7000.0000.0000.0000.715000											
4	27467000	716000		BRD			Social Security			120.00		
	2746.06.7000.0000.0000.0000.716000											
5	27467000	716002		BRD			Health Insurance			2.00		
	2746.06.7000.0000.0000.0000.716002											
6	27467000	717000		BRD			OPEB - Health Care			1.00		
	2746.06.7000.0000.0000.0000.717000											
7	27467000	718000		BRD			Life Insurance			38.00		
	2746.06.7000.0000.0000.0000.718000											
8	27467000	718001		BRD			Retirement & Sick Leave			1.00		
	2746.06.7000.0000.0000.0000.718001											
9	27467000	719000		BRD			457 Plan Contribution			7.00		
	2746.06.7000.0000.0000.0000.719000											
10	27467000	720000		BRD			Dental Insurance			1.00		
	2746.06.7000.0000.0000.0000.720000											
11	27467000	722000		BRD			Worker's Compensation			2.00		
	2746.06.7000.0000.0000.0000.722000											
12	27467000	723000		BRD			Unemployment			1.00		
	2746.06.7000.0000.0000.0000.723000											
13	27467000	724000		BRD			Optical Insurance			1.00		
	2746.06.7000.0000.0000.0000.724000											
14	27467000	821000		BRD			Disability Insurance			6,000.00		
	2746.06.7000.0000.0000.0000.821000											
15	2746	397701		BRD			Contractual - Other				6,605.00	1
	2746.00.0000.0000.0000.0000.397701											
16	2746	390001		BRD			Appropriations Control			6,605.00		1
	2746.00.0000.0000.0000.0000.390001											
17	2746	397401		BRD			Budgetary Fund Balance			6,605.00		1
	2746.00.0000.0000.0000.0000.397401											
18	2746	390001		BRD			Estimated Revenues				6,605.00	1
	2746.00.0000.0000.0000.0000.390001											
** JOURNAL TOTAL										13,210.00	13,210.00	

JOURNAL INQUIRY

YEAR	PER	JOURNAL	SRC	EFF DATE	ENT DATE	JNL DESC	CLERK	ENTITY	AUTO-REV	STATUS	BUD YEAR	JNL TYPE	LN	ORG	OBJECT	PROJ	REF1	REF2	REF3	LINE DESCRIPTION	DEBIT	CREDIT	OB	
2012	10	230	BUA	10/01/2012	10/11/2012	PC-6C321	groth		1N	Hist	2012													
														ACCOUNT		ACCOUNT DESCRIPTION								
													1	27467000	675010				BRD				10,000.00	
																				2746.06.7000.0000.0000.0000.675010	Donations			
													2	27467000	843000				BRD		10,000.00			
																				2746.06.7000.0000.0000.0000.843000	Client Assistance Pymts			
													3	2746	397701				BRD				10,000.00	1
																				2746.00.0000.0000.0000.0000.397701	Appropriations Control			
													4	2746	397401				BRD		10,000.00		1	
																				2746.00.0000.0000.0000.0000.397401	Estimated Revenues			
																				** JOURNAL TOTAL		10,000.00	10,000.00	

YEAR	PER	JOURNAL	SRC	EFF DATE	ENT DATE	JNL DESC	CLERK	ENTITY	AUTO-REV	STATUS	BUD YEAR	JNL TYPE	LN	ORG	OBJECT	PROJ	REF1	REF2	REF3	LINE DESCRIPTION	DEBIT	CREDIT	OB	
2012	10	238	BUA	10/01/2012	10/16/2012	PC-6W303	groth		1N	Hist	2012													
														ACCOUNT		ACCOUNT DESCRIPTION								
													1	27457320	561000				BRD				50,959.00	
																				2745.06.7320.0000.0000.0000.561000	State of Mich - welfare			
													2	27457320	808000				BRD		9,000.00			
																				2745.06.7320.0000.0000.0000.808000	Service Contracts			
													3	27457320	939000				BRD		41,959.00			
																				2745.06.7320.0000.0000.0000.939000	Building Rental			
													4	2745	397701				BRD				50,959.00	1
																				2745.00.0000.0000.0000.0000.397701	Appropriations Control			
													5	2745	397401				BRD		50,959.00		1	
																				2745.00.0000.0000.0000.0000.397401	Estimated Revenues			
																				** JOURNAL TOTAL		50,959.00	50,959.00	

YEAR	PER	JOURNAL	SRC	EFF DATE	ENT DATE	JNL DESC	CLERK	ENTITY	AUTO-REV	STATUS	BUD YEAR	JNL TYPE	LN	ORG	OBJECT	PROJ	REF1	REF2	REF3	LINE DESCRIPTION	DEBIT	CREDIT	OB	
2012	10	239	BUA	10/01/2012	10/11/2012	PC-6W313	Molendyk		1N	Hist	2012													
														ACCOUNT		ACCOUNT DESCRIPTION								
													1	27457320	561000				BRD				25,000.00	
																				2745.06.7320.0000.0000.0000.561000	State of Mich - welfare			
													2	27457320	859000				BRD		25,000.00			
																				2745.06.7320.0000.0000.0000.859000	Transportation Charges			

JOURNAL INQUIRY

YEAR	PER	JOURNAL	SRC	EFF DATE	ENT DATE	JNL DESC	CLERK	ENTITY	AUTO-REV	STATUS	BUD YEAR	JNL TYPE
2012	10	239	BUA	10/01/2012	10/11/2012	PC-6w313	MoIendyk	1	N	Hist	2012	
LN	ORG	OBJECT	PROJ	REF1	REF2	REF3	ACCOUNT DESCRIPTION	LINE DESCRIPTION	DEBIT	CREDIT	OB	
3	2745	397401		BRD					25,000.00		1	
	2745.00.0000.0000.0000.0000.397401						Estimated Revenues					
4	2745	390001		BRD						25,000.00	1	
	2745.00.0000.0000.0000.0000.390001						Budgetary Fund Balance					
5	2745	397701		BRD						25,000.00	1	
	2745.00.0000.0000.0000.0000.397701						Appropriations Control					
6	2745	390001		BRD					25,000.00		1	
	2745.00.0000.0000.0000.0000.390001						Budgetary Fund Balance					
** JOURNAL TOTAL									50,000.00	50,000.00		

YEAR	PER	JOURNAL	SRC	EFF DATE	ENT DATE	JNL DESC	CLERK	ENTITY	AUTO-REV	STATUS	BUD YEAR	JNL TYPE
2012	10	241	BUA	10/01/2012	10/11/2012	PC-6w315	MoIendyk	1N		Hist	2012	
LN	ORG	OBJECT	PROJ	REF1	REF2	REF3	ACCOUNT DESCRIPTION	LINE DESCRIPTION	DEBIT	CREDIT	OB	
1	2745	7320	561000	BRD							1,278.00	
	2745.06.7320.0000.0000.0000.561000						State Of Mich - welfare					
2	2745	7320	842001	BRD					1,278.00			
	2745.06.7320.0000.0000.0000.842001						Supportive Services					
3	2745	397401		BRD					1,278.00		1	
	2745.00.0000.0000.0000.0000.397401						Estimated Revenues					
4	2745	390001		BRD						1,278.00	1	
	2745.00.0000.0000.0000.0000.390001						Budgetary Fund Balance					
5	2745	397701		BRD						1,278.00	1	
	2745.00.0000.0000.0000.0000.397701						Appropriations Control					
6	2745	390001		BRD					1,278.00		1	
	2745.00.0000.0000.0000.0000.390001						Budgetary Fund Balance					
** JOURNAL TOTAL									2,556.00	2,556.00		

YEAR	PER	JOURNAL	SRC	EFF DATE	ENT DATE	JNL DESC	CLERK	ENTITY	AUTO-REV	STATUS	BUD YEAR	JNL TYPE
2012	10	243	BUA	10/01/2012	10/16/2012	PC-6w309	groth	1N		Hist	2012	
LN	ORG	OBJECT	PROJ	REF1	REF2	REF3	ACCOUNT DESCRIPTION	LINE DESCRIPTION	DEBIT	CREDIT	OB	
1	2745	7320	561000	BRD							770,000.00	
	2745.06.7320.0000.0000.0000.561000						State Of Mich - welfare					

JOURNAL INQUIRY

YEAR	PER	JOURNAL	SRC	EFF DATE	ENT DATE	JNL DESC	CLERK	ENTITY	AUTO-REV	STATUS	BUD YEAR	JNL TYPE
2012	10	243	BUA	10/01/2012	10/16/2012	PC-6W309	groth	1	N	Hist	2012	
LN	ORG	OBJECT	PROJ	REF1	REF2	REF3	ACCOUNT DESCRIPTION	LINE DESCRIPTION	DEBIT	CREDIT	OB	
2	27457320	704000					BRD		19,810.00			
	2745.06.7320.0000.0000.0000.704000							Salaries - Regular				
3	27457320	715000					BRD		1,515.00			
	2745.06.7320.0000.0000.0000.715000							Social Security				
4	27457320	716000					BRD		4,208.00			
	2745.06.7320.0000.0000.0000.716000							Health Insurance				
5	27457320	716002					BRD		83.00			
	2745.06.7320.0000.0000.0000.716002							OPEB - Health Care				
6	27457320	717000					BRD		59.00			
	2745.06.7320.0000.0000.0000.717000							Life Insurance				
7	27457320	718000					BRD		3,172.00			
	2745.06.7320.0000.0000.0000.718000							Retirement & Sick Leave				
8	27457320	719000					BRD		244.00			
	2745.06.7320.0000.0000.0000.719000							Dental Insurance				
9	27457320	720000					BRD		5.00			
	2745.06.7320.0000.0000.0000.720000							Worker's Compensation				
10	27457320	722000					BRD		102.00			
	2745.06.7320.0000.0000.0000.722000							Unemployment				
11	27457320	723000					BRD		44.00			
	2745.06.7320.0000.0000.0000.723000							Optical Insurance				
12	27457320	724000					BRD		55.00			
	2745.06.7320.0000.0000.0000.724000							Disability Insurance				
13	27457320	727000					BRD		750.00			
	2745.06.7320.0000.0000.0000.727000							Office Supplies				
14	27457320	728000					BRD		500.00			
	2745.06.7320.0000.0000.0000.728000							Printing & Binding				
15	27457320	730000					BRD		250.00			
	2745.06.7320.0000.0000.0000.730000							Postage				
16	27457320	739000					BRD		500.00			
	2745.06.7320.0000.0000.0000.739000							Operational Supplies				
17	27457320	808000					BRD		500.00			
	2745.06.7320.0000.0000.0000.808000							Service Contracts				
18	27457320	821000					BRD		35,000.00			
	2745.06.7320.0000.0000.0000.821000							Contractual - Other				
19	27457320	821000					BRD		700,000.00			
	2745.06.7320.0000.0000.0000.821000							Contractual - Other				
20	27457320	831000					BRD		900.00			
	2745.06.7320.0000.0000.0000.831000							Administrative Expense				
21	27457320	831002					BRD		750.00			
	2745.06.7320.0000.0000.0000.831002							IT Charges				
22	27457320	850000					BRD		200.00			
	2745.06.7320.0000.0000.0000.850000							Telephone				

JOURNAL INQUIRY

YEAR	PER	JOURNAL	SRC	EFF DATE	ENT DATE	JNL DESC	CLERK	ENTITY	AUTO-REV	STATUS	BUD YEAR	JNL TYPE
2012	10	243	BUA	10/01/2012	10/16/2012	PC-6W309	groth	1	N	Hist	2012	
LN	ORG	OBJECT	PROJ	REF1	REF2	REF3	ACCOUNT DESCRIPTION	LINE DESCRIPTION	DEBIT	CREDIT	OB	
23	27457320	860000			BRD				150.00			
					2745.06.7320.0000.0000.0000.860000		Travel - Mileage					
24	27457320	939000			BRD				1,203.00			
					2745.06.7320.0000.0000.0000.939000		Building Rental					
25	2745	397701			BRD					770,000.00	1	
					2745.00.0000.0000.0000.0000.397701		Appropriations Control					
26	2745	397401			BRD				770,000.00		1	
					2745.00.0000.0000.0000.0000.397401		Estimated Revenues					
** JOURNAL TOTAL									770,000.00	770,000.00		

YEAR	PER	JOURNAL	SRC	EFF DATE	ENT DATE	JNL DESC	CLERK	ENTITY	AUTO-REV	STATUS	BUD YEAR	JNL TYPE
2012	10	244	BUA	10/01/2012	10/16/2012	PC-6W310	groth	1N		Hist	2012	
LN	ORG	OBJECT	PROJ	REF1	REF2	REF3	ACCOUNT DESCRIPTION	LINE DESCRIPTION	DEBIT	CREDIT	OB	
1	27457320	561000			BRD						100,690.00	
					2745.06.7320.0000.0000.0000.561000		State Of Mich - welfare					
2	27457320	704000			BRD				6,103.00			
					2745.06.7320.0000.0000.0000.704000		Salaries - Regular					
3	27457320	704000			BRD				46,425.00			
					2745.06.7320.0000.0000.0000.704000		Salaries - Regular					
4	27457320	715000			BRD				4,260.00			
					2745.06.7320.0000.0000.0000.715000		Social Security					
5	27457320	715000			BRD				466.00			
					2745.06.7320.0000.0000.0000.715000		Social Security					
6	27457320	716000			BRD				2,536.00			
					2745.06.7320.0000.0000.0000.716000		Health Insurance					
7	27457320	716000			BRD				10,095.00			
					2745.06.7320.0000.0000.0000.716000		Health Insurance					
8	27457320	716002			BRD				211.00			
					2745.06.7320.0000.0000.0000.716002		OPEB - Health Care					
9	27457320	716002			BRD				45.00			
					2745.06.7320.0000.0000.0000.716002		OPEB - Health Care					
10	27457320	717000			BRD				13.00			
					2745.06.7320.0000.0000.0000.717000		Life Insurance					
11	27457320	717000			BRD				67.00			
					2745.06.7320.0000.0000.0000.717000		Life Insurance					
12	27457320	718000			BRD				2,042.00			
					2745.06.7320.0000.0000.0000.718000		Retirement & Sick Leave					

JOURNAL INQUIRY

YEAR	PER	JOURNAL	SRC	EFF DATE	ENT DATE	JNL DESC	CLERK	ENTITY	AUTO-REV	STATUS	BUD YEAR	JNL TYPE
2012	10	244	BUA	10/01/2012	10/16/2012	PC-6W310	groth	1	N	Hist	2012	
LN	ORG	OBJECT	PROJ	REF1	REF2	REF3	ACCOUNT DESCRIPTION	LINE DESCRIPTION	DEBIT	CREDIT	OB	
13	27457320	718000					BRD		365.00			
	2745.06.7320.0000.0000.0000.718000							Retirement & Sick Leave				
14	27457320	719000					BRD		129.00			
	2745.06.7320.0000.0000.0000.719000							Dental Insurance				
15	27457320	719000					BRD		611.00			
	2745.06.7320.0000.0000.0000.719000							Dental Insurance				
16	27457320	720000					BRD		10.00			
	2745.06.7320.0000.0000.0000.720000							Worker's Compensation				
17	27457320	720000					BRD		2.00			
	2745.06.7320.0000.0000.0000.720000							Worker's Compensation				
18	27457320	722000					BRD		30.00			
	2745.06.7320.0000.0000.0000.722000							Unemployment				
19	27457320	722000					BRD		208.00			
	2745.06.7320.0000.0000.0000.722000							Unemployment				
20	27457320	723000					BRD		110.00			
	2745.06.7320.0000.0000.0000.723000							Optical Insurance				
21	27457320	723000					BRD		25.00			
	2745.06.7320.0000.0000.0000.723000							Optical Insurance				
22	27457320	724000					BRD		17.00			
	2745.06.7320.0000.0000.0000.724000							Disability Insurance				
23	27457320	724000					BRD		94.00			
	2745.06.7320.0000.0000.0000.724000							Disability Insurance				
24	27457320	727000					BRD		358.00			
	2745.06.7320.0000.0000.0000.727000							Office Supplies				
25	27457320	727000					BRD		43.00			
	2745.06.7320.0000.0000.0000.727000							Office Supplies				
26	27457320	728000					BRD		46.00			
	2745.06.7320.0000.0000.0000.728000							Printing & Binding				
27	27457320	728000					BRD		228.00			
	2745.06.7320.0000.0000.0000.728000							Printing & Binding				
28	27457320	730000					BRD		183.00			
	2745.06.7320.0000.0000.0000.730000							Postage				
29	27457320	730000					BRD		61.00			
	2745.06.7320.0000.0000.0000.730000							Postage				
30	27457320	739000					BRD		309.00			
	2745.06.7320.0000.0000.0000.739000							Operational Supplies				
31	27457320	739000					BRD		1,721.00			
	2745.06.7320.0000.0000.0000.739000							Operational Supplies				
32	27457320	808000					BRD		1,900.00			
	2745.06.7320.0000.0000.0000.808000							Service Contracts				
33	27457320	808000					BRD		230.00			
	2745.06.7320.0000.0000.0000.808000							Service Contracts				

JOURNAL INQUIRY

YEAR	PER	JOURNAL	SRC	EFF DATE	ENT DATE	JNL DESC	CLERK	ENTITY	AUTO-REV	STATUS	BUD YEAR	JNL TYPE
2012	10	244	BUA	10/01/2012	10/16/2012	PC-6W310	groth	1	N	Hist	2012	
LN	ORG	OBJECT	PROJ	REF1	REF2	REF3	ACCOUNT DESCRIPTION	LINE DESCRIPTION	DEBIT	CREDIT	OB	
34	27457320	830000		BRD					21.00			
	2745.06.7320.0000.0000.0000.830000						Memberships & Dues					
35	27457320	830000		BRD					63.00			
	2745.06.7320.0000.0000.0000.830000						Memberships & Dues					
36	27457320	831000		BRD					2,137.00			
	2745.06.7320.0000.0000.0000.831000						Administrative Expense					
37	27457320	831000		BRD					713.00			
	2745.06.7320.0000.0000.0000.831000						Administrative Expense					
38	27457320	831002		BRD					376.00			
	2745.06.7320.0000.0000.0000.831002						IT Charges					
39	27457320	831002		BRD					1,127.00			
	2745.06.7320.0000.0000.0000.831002						IT Charges					
40	27457320	844004		BRD					5,148.00			
	2745.06.7320.0000.0000.0000.844004						Other Training					
41	27457320	850000		BRD					126.00			
	2745.06.7320.0000.0000.0000.850000						Telephone					
42	27457320	850000		BRD					42.00			
	2745.06.7320.0000.0000.0000.850000						Telephone					
43	27457320	860000		BRD					126.00			
	2745.06.7320.0000.0000.0000.860000						Travel - Mileage					
44	27457320	860000		BRD					379.00			
	2745.06.7320.0000.0000.0000.860000						Travel - Mileage					
45	27457320	861000		BRD					280.00			
	2745.06.7320.0000.0000.0000.861000						Conferences & Othr Travel					
46	27457320	861000		BRD					94.00			
	2745.06.7320.0000.0000.0000.861000						Conferences & Othr Travel					
47	27457320	910000		BRD					131.00			
	2745.06.7320.0000.0000.0000.910000						Insurance & Bonds					
48	27457320	939000		BRD					153.00			
	2745.06.7320.0000.0000.0000.939000						Building Rental					
49	27457320	939000		BRD					10,825.00			
	2745.06.7320.0000.0000.0000.939000						Building Rental					
50	27457320	940000		BRD					6.00			
	2745.06.7320.0000.0000.0000.940000						Equipment Rental					
51	2745	397701		BRD						100,690.00	1	
	2745.00.0000.0000.0000.0000.397701						Appropriations Control					
52	2745	397401		BRD					100,690.00		1	
	2745.00.0000.0000.0000.0000.397401						Estimated Revenues					
** JOURNAL TOTAL									100,690.00	100,690.00		

JOURNAL INQUIRY

YEAR	PER	JOURNAL	SRC	EFF DATE	ENT DATE	JNL DESC	CLERK	ENTITY	AUTO-REV	STATUS	BUD YEAR	JNL TYPE	
2012	10	245	BUA	10/01/2012	10/16/2012	PC-6w311	groth		IN	Hist	2012		
LN	ORG	OBJECT	PROJ	REF1	REF2	REF3	LINE DESCRIPTION				DEBIT	CREDIT	OB
ACCOUNT							ACCOUNT DESCRIPTION						
1	27457320	561000			BRD							1,128,411.00	
	2745.06.7320.0000.0000.0000.561000						State Of Mich - Welfare						
2	27457320	704000			BRD						4,427.00		
	2745.06.7320.0000.0000.0000.704000						Salaries - Regular						
3	27457320	704000			BRD						46,135.00		
	2745.06.7320.0000.0000.0000.704000						Salaries - Regular						
4	27457320	715000			BRD						3,541.00		
	2745.06.7320.0000.0000.0000.715000						Social Security						
5	27457320	715000			BRD						339.00		
	2745.06.7320.0000.0000.0000.715000						Social Security						
6	27457320	716000			BRD						1,201.00		
	2745.06.7320.0000.0000.0000.716000						Health Insurance						
7	27457320	716000			BRD						11,001.00		
	2745.06.7320.0000.0000.0000.716000						Health Insurance						
8	27457320	716002			BRD						216.00		
	2745.06.7320.0000.0000.0000.716002						OPEB - Health Care						
9	27457320	716002			BRD						24.00		
	2745.06.7320.0000.0000.0000.716002						OPEB - Health Care						
10	27457320	717000			BRD						13.00		
	2745.06.7320.0000.0000.0000.717000						Life Insurance						
11	27457320	717000			BRD						117.00		
	2745.06.7320.0000.0000.0000.717000						Life Insurance						
12	27457320	718000			BRD						5,005.00		
	2745.06.7320.0000.0000.0000.718000						Retirement & Sick Leave						
13	27457320	718000			BRD						709.00		
	2745.06.7320.0000.0000.0000.718000						Retirement & Sick Leave						
14	27457320	718001			BRD						177.00		
	2745.06.7320.0000.0000.0000.718001						457 Plan Contribution						
15	27457320	719000			BRD						639.00		
	2745.06.7320.0000.0000.0000.719000						Dental Insurance						
16	27457320	719000			BRD						70.00		
	2745.06.7320.0000.0000.0000.719000						Dental Insurance						
17	27457320	720000			BRD						1.00		
	2745.06.7320.0000.0000.0000.720000						Worker's Compensation						
18	27457320	720000			BRD						11.00		
	2745.06.7320.0000.0000.0000.720000						Worker's Compensation						
19	27457320	721000			BRD						75.00		
	2745.06.7320.0000.0000.0000.721000						Longevity						
20	27457320	722000			BRD						238.00		
	2745.06.7320.0000.0000.0000.722000						Unemployment						
21	27457320	722000			BRD						23.00		
	2745.06.7320.0000.0000.0000.722000						Unemployment						

JOURNAL INQUIRY

YEAR	PER	JOURNAL	SRC	EFF DATE	ENT DATE	JNL DESC	CLERK	ENTITY	AUTO-REV	STATUS	BUD YEAR	JNL TYPE
2012	10	245	BUA	10/01/2012	10/16/2012	PC-6W311	groth	1	N	Hist	2012	
LN	ORG	OBJECT	PROJ	REF1	REF2	REF3	ACCOUNT DESCRIPTION	LINE DESCRIPTION	DEBIT	CREDIT	OB	
22	27457320	723000					BRD		13.00			
	2745.06.7320.0000.0000.0000.723000							Optical Insurance				
23	27457320	723000					BRD		115.00			
	2745.06.7320.0000.0000.0000.723000							Optical Insurance				
24	27457320	724000					BRD		127.00			
	2745.06.7320.0000.0000.0000.724000							Disability Insurance				
25	27457320	724000					BRD		12.00			
	2745.06.7320.0000.0000.0000.724000							Disability Insurance				
26	27457320	739000					BRD		2,000.00			
	2745.06.7320.0000.0000.0000.739000							Operational Supplies				
27	27457320	739000					BRD		4,500.00			
	2745.06.7320.0000.0000.0000.739000							Operational Supplies				
28	27457320	739000					BRD		8,000.00			
	2745.06.7320.0000.0000.0000.739000							Operational Supplies				
29	27457320	739000					BRD		8,100.00			
	2745.06.7320.0000.0000.0000.739000							Operational Supplies				
30	27457320	808000					BRD		8,700.00			
	2745.06.7320.0000.0000.0000.808000							Service Contracts				
31	27457320	808000					BRD		60,158.00			
	2745.06.7320.0000.0000.0000.808000							Service Contracts				
32	27457320	808000					BRD		10,080.00			
	2745.06.7320.0000.0000.0000.808000							Service Contracts				
33	27457320	808000					BRD		38,625.00			
	2745.06.7320.0000.0000.0000.808000							Service Contracts				
34	27457320	808000					BRD		15,065.00			
	2745.06.7320.0000.0000.0000.808000							Service Contracts				
35	27457320	808000					BRD		25,340.00			
	2745.06.7320.0000.0000.0000.808000							Service Contracts				
36	27457320	808000					BRD		2,200.00			
	2745.06.7320.0000.0000.0000.808000							Service Contracts				
37	27457320	808000					BRD		42,450.00			
	2745.06.7320.0000.0000.0000.808000							Service Contracts				
38	27457320	808000					BRD		2,250.00			
	2745.06.7320.0000.0000.0000.808000							Service Contracts				
39	27457320	808000					BRD		200,000.00			
	2745.06.7320.0000.0000.0000.808000							Service Contracts				
40	27457320	808000					BRD		37,008.00			
	2745.06.7320.0000.0000.0000.808000							Service Contracts				
41	27457320	808000					BRD		7,000.00			
	2745.06.7320.0000.0000.0000.808000							Service Contracts				
42	27457320	808000					BRD		56,980.00			
	2745.06.7320.0000.0000.0000.808000							Service Contracts				

JOURNAL INQUIRY

YEAR	PER	JOURNAL	SRC	EFF DATE	ENT DATE	JNL DESC	CLERK	ENTITY	AUTO-REV	STATUS	BUD YEAR	JNL TYPE
2012	10	245	BUA	10/01/2012	10/16/2012	PC-6W311	groth	1	N	Hist	2012	
LN	ORG	OBJECT	PROJ	REF1	REF2	REF3	ACCOUNT DESCRIPTION	LINE DESCRIPTION	DEBIT	CREDIT	OB	
43	27457320	808000					BRD		80,640.00			
	2745.06.7320.0000.0000.0000.808000						Service Contracts					
44	27457320	808000					BRD		72,000.00			
	2745.06.7320.0000.0000.0000.808000						Service Contracts					
45	27457320	831000					BRD		3,102.00			
	2745.06.7320.0000.0000.0000.831000						Administrative Expense					
46	27457320	831002					BRD		1,924.00			
	2745.06.7320.0000.0000.0000.831002						IT Charges					
47	27457320	844005					BRD		26,573.00			
	2745.06.7320.0000.0000.0000.844005						Administration-Sub Agents					
48	27457320	850000					BRD		2,000.00			
	2745.06.7320.0000.0000.0000.850000						Telephone					
49	27457320	859000					BRD		21,600.00			
	2745.06.7320.0000.0000.0000.859000						Transportation Charges					
50	27457320	859000					BRD		13,000.00			
	2745.06.7320.0000.0000.0000.859000						Transportation Charges					
51	27457320	860000					BRD		2,500.00			
	2745.06.7320.0000.0000.0000.860000						Travel - Mileage					
52	27457320	860000					BRD		500.00			
	2745.06.7320.0000.0000.0000.860000						Travel - Mileage					
53	27457320	861000					BRD		1,000.00			
	2745.06.7320.0000.0000.0000.861000						Conferences & Othr Travel					
54	27457320	939000					BRD		79,968.00			
	2745.06.7320.0000.0000.0000.939000						Building Rental					
55	27457320	939000					BRD		219,690.00			
	2745.06.7320.0000.0000.0000.939000						Building Rental					
56	27457320	939000					BRD		1,229.00			
	2745.06.7320.0000.0000.0000.939000						Building Rental					
57	2745	397701					BRD			1,101,838.00	1	
	2745.00.0000.0000.0000.0000.397701						Appropriations Control					
58	2745	397401					BRD		1,128,411.00		1	
	2745.00.0000.0000.0000.0000.397401						Estimated Revenues					
59	2745	390001					BRD			26,573.00	1	
	2745.00.0000.0000.0000.0000.390001						Budgetary Fund Balance					
60	2745	397701					BRD			26,573.00	1	
	2745.00.0000.0000.0000.0000.397701						Appropriations Control					
61	2745	390001					BRD		26,573.00		1	
	2745.00.0000.0000.0000.0000.390001						Budgetary Fund Balance					
** JOURNAL TOTAL									1,154,984.00	1,154,984.00		

JOURNAL INQUIRY

YEAR	PER	JOURNAL	SRC	EFF DATE	ENT DATE	JNL DESC	CLERK	ENTITY	AUTO-REV	STATUS	BUD YEAR	JNL TYPE
2012	10	246	BUA	10/01/2012	10/11/2012	PC-6W314	MoLendyk		IN	Hist	2012	
LN	ORG	OBJECT	PROJ	REF1	REF2	REF3	LINE DESCRIPTION			DEBIT	CREDIT	OB
ACCOUNT							ACCOUNT DESCRIPTION					
1	27457320	561000		BRD							44,985.00	
	2745.06.7320.0000.0000.0000.561000						State Of Mich - Welfare					
2	27457320	704000		BRD						2,397.00		
	2745.06.7320.0000.0000.0000.704000						Salaries - Regular					
3	27457320	704000		BRD						22,617.00		
	2745.06.7320.0000.0000.0000.704000						Salaries - Regular					
4	27457320	715000		BRD						1,738.00		
	2745.06.7320.0000.0000.0000.715000						Social Security					
5	27457320	715000		BRD						184.00		
	2745.06.7320.0000.0000.0000.715000						Social Security					
6	27457320	716000		BRD						696.00		
	2745.06.7320.0000.0000.0000.716000						Health Insurance					
7	27457320	716000		BRD						6,493.00		
	2745.06.7320.0000.0000.0000.716000						Health Insurance					
8	27457320	716002		BRD						128.00		
	2745.06.7320.0000.0000.0000.716002						OPEB - Health Care					
9	27457320	716002		BRD						14.00		
	2745.06.7320.0000.0000.0000.716002						OPEB - Health Care					
10	27457320	717000		BRD						7.00		
	2745.06.7320.0000.0000.0000.717000						Life Insurance					
11	27457320	717000		BRD						68.00		
	2745.06.7320.0000.0000.0000.717000						Life Insurance					
12	27457320	718000		BRD						3,637.00		
	2745.06.7320.0000.0000.0000.718000						Retirement & Sick Leave					
13	27457320	718000		BRD						384.00		
	2745.06.7320.0000.0000.0000.718000						Retirement & Sick Leave					
14	27457320	718001		BRD						16.00		
	2745.06.7320.0000.0000.0000.718001						457 Plan Contribution					
15	27457320	719000		BRD						41.00		
	2745.06.7320.0000.0000.0000.719000						Dental Insurance					
16	27457320	719000		BRD						412.00		
	2745.06.7320.0000.0000.0000.719000						Dental Insurance					
17	27457320	720000		BRD						5.00		
	2745.06.7320.0000.0000.0000.720000						Worker's Compensation					
18	27457320	720000		BRD						2.00		
	2745.06.7320.0000.0000.0000.720000						Worker's Compensation					
19	27457320	722000		BRD						13.00		
	2745.06.7320.0000.0000.0000.722000						Unemployment					
20	27457320	722000		BRD						128.00		
	2745.06.7320.0000.0000.0000.722000						Unemployment					
21	27457320	723000		BRD						74.00		
	2745.06.7320.0000.0000.0000.723000						Optical Insurance					

JOURNAL INQUIRY

YEAR	PER	JOURNAL	SRC	EFF DATE	ENT DATE	JNL DESC	CLERK	ENTITY	AUTO-REV	STATUS	BUD YEAR	JNL TYPE
2012	10	246	BUA	10/01/2012	10/11/2012	PC-6W314	MoIendyk	1	N	Hist	2012	
LN	ORG	OBJECT	PROJ	REF1	REF2	REF3	ACCOUNT DESCRIPTION	LINE DESCRIPTION	DEBIT	CREDIT	OB	
22	27457320	723000					BRD		7.00			
	2745.06.7320.0000.0000.0000.723000						Optical Insurance					
23	27457320	724000					BRD		7.00			
	2745.06.7320.0000.0000.0000.724000						Disability Insurance					
24	27457320	724000					BRD		68.00			
	2745.06.7320.0000.0000.0000.724000						Disability Insurance					
25	27457320	727000					BRD		450.00			
	2745.06.7320.0000.0000.0000.727000						Office Supplies					
26	27457320	727000					BRD		30.00			
	2745.06.7320.0000.0000.0000.727000						Office Supplies					
27	27457320	728000					BRD		250.00			
	2745.06.7320.0000.0000.0000.728000						Printing & Binding					
28	27457320	730000					BRD		100.00			
	2745.06.7320.0000.0000.0000.730000						Postage					
29	27457320	739000					BRD		150.00			
	2745.06.7320.0000.0000.0000.739000						Operational Supplies					
30	27457320	739000					BRD		25.00			
	2745.06.7320.0000.0000.0000.739000						Operational Supplies					
31	27457320	808000					BRD		50.00			
	2745.06.7320.0000.0000.0000.808000						Service Contracts					
32	27457320	808000					BRD		1,967.00			
	2745.06.7320.0000.0000.0000.808000						Service Contracts					
33	27457320	850000					BRD		200.00			
	2745.06.7320.0000.0000.0000.850000						Telephone					
34	27457320	850000					BRD		25.00			
	2745.06.7320.0000.0000.0000.850000						Telephone					
35	27457320	860000					BRD		100.00			
	2745.06.7320.0000.0000.0000.860000						Travel - Mileage					
36	27457320	939000					BRD		1,902.00			
	2745.06.7320.0000.0000.0000.939000						Building Rental					
37	27457320	939000					BRD		600.00			
	2745.06.7320.0000.0000.0000.939000						Building Rental					
38	2745	397701					BRD			33,374.00	1	
	2745.00.0000.0000.0000.0000.397701						Appropriations Control					
39	2745	397401					BRD		44,985.00		1	
	2745.00.0000.0000.0000.0000.397401						Estimated Revenues					
40	2745	390001					BRD			11,611.00	1	
	2745.00.0000.0000.0000.0000.390001						Budgetary Fund Balance					
41	2745	397701					BRD			11,611.00	1	
	2745.00.0000.0000.0000.0000.397701						Appropriations Control					
42	2745	390001					BRD		11,611.00		1	
	2745.00.0000.0000.0000.0000.390001						Budgetary Fund Balance					
** JOURNAL TOTAL									56,596.00	56,596.00		

JOURNAL INQUIRY

YEAR	PER	JOURNAL	SRC	EFF DATE	ENT DATE	JNL DESC	CLERK	ENTITY	AUTO-REV	STATUS	BUD YEAR	JNL TYPE
2012	10	247	BUA	10/01/2012	10/16/2012	PC-6W312	groth		IN	Hist	2012	
LN	ORG	OBJECT	PROJ	REF1	REF2	REF3	LINE DESCRIPTION			DEBIT	CREDIT	OB
ACCOUNT							ACCOUNT DESCRIPTION					
1	27457320	561000			BRD						400,029.00	
	2745.06.7320.0000.0000.0000.561000											
2	27457320	704000			BRD		State Of Mich - Welfare			102,933.00		
	2745.06.7320.0000.0000.0000.704000											
3	27457320	704000			BRD		Salaries - Regular			24,316.00		
	2745.06.7320.0000.0000.0000.704000											
4	27457320	704000			BRD		Salaries - Regular			26,519.00		
	2745.06.7320.0000.0000.0000.704000											
5	27457320	715000			BRD		Social Security			2,029.00		
	2745.06.7320.0000.0000.0000.715000											
6	27457320	715000			BRD		Social Security			1,861.00		
	2745.06.7320.0000.0000.0000.715000											
7	27457320	715000			BRD		Social Security			7,875.00		
	2745.06.7320.0000.0000.0000.715000											
8	27457320	716000			BRD		Health Insurance			23,928.00		
	2745.06.7320.0000.0000.0000.716000											
9	27457320	716000			BRD		Health Insurance			10,143.00		
	2745.06.7320.0000.0000.0000.716000											
10	27457320	716000			BRD		Health Insurance			8,506.00		
	2745.06.7320.0000.0000.0000.716000											
11	27457320	716002			BRD		OPEB - Health Care			179.00		
	2745.06.7320.0000.0000.0000.716002											
12	27457320	716002			BRD		OPEB - Health Care			179.00		
	2745.06.7320.0000.0000.0000.716002											
13	27457320	716002			BRD		OPEB - Health Care			503.00		
	2745.06.7320.0000.0000.0000.716002											
14	27457320	717000			BRD		Life Insurance			160.00		
	2745.06.7320.0000.0000.0000.717000											
15	27457320	717000			BRD		Life Insurance			49.00		
	2745.06.7320.0000.0000.0000.717000											
16	27457320	717000			BRD		Life Insurance			59.00		
	2745.06.7320.0000.0000.0000.717000											
17	27457320	718000			BRD		Retirement & Sick Leave			1,609.00		
	2745.06.7320.0000.0000.0000.718000											
18	27457320	718000			BRD		Retirement & Sick Leave			1,459.00		
	2745.06.7320.0000.0000.0000.718000											
19	27457320	718000			BRD		Retirement & Sick Leave			4,842.00		
	2745.06.7320.0000.0000.0000.718000											
20	27457320	719000			BRD		Dental Insurance			1,450.00		
	2745.06.7320.0000.0000.0000.719000											
21	27457320	719000			BRD		Dental Insurance			515.00		
	2745.06.7320.0000.0000.0000.719000											

JOURNAL INQUIRY

YEAR	PER	JOURNAL	SRC	EFF DATE	ENT DATE	JNL DESC	CLERK	ENTITY	AUTO-REV	STATUS	BUD YEAR	JNL TYPE
2012	10	247	BUA	10/01/2012	10/16/2012	PC-6W312	groth	1	N	Hist	2012	
LN	ORG	OBJECT	PROJ	REF1	REF2	REF3	ACCOUNT DESCRIPTION	LINE DESCRIPTION	DEBIT	CREDIT	OB	
22	27457320	719000					BRD		515.00			
	2745.06.7320.0000.0000.0000.0000.719000							Dental Insurance				
23	27457320	720000					BRD		6.00			
	2745.06.7320.0000.0000.0000.0000.720000							worker's Compensation				
24	27457320	720000					BRD		6.00			
	2745.06.7320.0000.0000.0000.0000.720000							worker's Compensation				
25	27457320	720000					BRD		24.00			
	2745.06.7320.0000.0000.0000.0000.720000							worker's Compensation				
26	27457320	722000					BRD		495.00			
	2745.06.7320.0000.0000.0000.0000.722000							Unemployment				
27	27457320	722000					BRD		117.00			
	2745.06.7320.0000.0000.0000.0000.722000							Unemployment				
28	27457320	722000					BRD		117.00			
	2745.06.7320.0000.0000.0000.0000.722000							Unemployment				
29	27457320	723000					BRD		93.00			
	2745.06.7320.0000.0000.0000.0000.723000							Optical Insurance				
30	27457320	723000					BRD		93.00			
	2745.06.7320.0000.0000.0000.0000.723000							Optical Insurance				
31	27457320	723000					BRD		262.00			
	2745.06.7320.0000.0000.0000.0000.723000							Optical Insurance				
32	27457320	724000					BRD		226.00			
	2745.06.7320.0000.0000.0000.0000.724000							Disability Insurance				
33	27457320	724000					BRD		68.00			
	2745.06.7320.0000.0000.0000.0000.724000							Disability Insurance				
34	27457320	724000					BRD		68.00			
	2745.06.7320.0000.0000.0000.0000.724000							Disability Insurance				
35	27457320	727000					BRD		400.00			
	2745.06.7320.0000.0000.0000.0000.727000							Office Supplies				
36	27457320	727000					BRD		170.00			
	2745.06.7320.0000.0000.0000.0000.727000							Office Supplies				
37	27457320	727000					BRD		524.00			
	2745.06.7320.0000.0000.0000.0000.727000							Office Supplies				
38	27457320	728000					BRD		759.00			
	2745.06.7320.0000.0000.0000.0000.728000							Printing & Binding				
39	27457320	728000					BRD		184.00			
	2745.06.7320.0000.0000.0000.0000.728000							Printing & Binding				
40	27457320	728000					BRD		400.00			
	2745.06.7320.0000.0000.0000.0000.728000							Printing & Binding				
41	27457320	730000					BRD		200.00			
	2745.06.7320.0000.0000.0000.0000.730000							Postage				
42	27457320	730000					BRD		244.00			
	2745.06.7320.0000.0000.0000.0000.730000							Postage				

JOURNAL INQUIRY

YEAR	PER	JOURNAL	SRC	EFF DATE	ENT DATE	JNL DESC	CLERK	ENTITY	AUTO-REV	STATUS	BUD YEAR	JNL TYPE
2012	10	247	BUA	10/01/2012	10/16/2012	PC-6W312	groth	1	N	Hist	2012	
LN	ORG	OBJECT	PROJ	REF1	REF2	REF3	ACCOUNT DESCRIPTION	LINE DESCRIPTION	DEBIT	CREDIT	OB	
43	27457320	730000					BRD		610.00			
	2745.06.7320.0000.0000.0000.730000							Postage				
44	27457320	739000					BRD		2,070.00			
	2745.06.7320.0000.0000.0000.739000							Operational Supplies				
45	27457320	739000					BRD		1,235.00			
	2745.06.7320.0000.0000.0000.739000							Operational Supplies				
46	27457320	739000					BRD		27,484.00			
	2745.06.7320.0000.0000.0000.739000							Operational Supplies				
47	27457320	808000					BRD		11,250.00			
	2745.06.7320.0000.0000.0000.808000							Service Contracts				
48	27457320	808000					BRD		920.00			
	2745.06.7320.0000.0000.0000.808000							Service Contracts				
49	27457320	808000					BRD		3,000.00			
	2745.06.7320.0000.0000.0000.808000							Service Contracts				
50	27457320	830000					BRD		210.00			
	2745.06.7320.0000.0000.0000.830000							Memberships & Dues				
51	27457320	830000					BRD		84.00			
	2745.06.7320.0000.0000.0000.830000							Memberships & Dues				
52	27457320	831000					BRD		2,849.00			
	2745.06.7320.0000.0000.0000.831000							Administrative Expense				
53	27457320	831000					BRD		3,122.00			
	2745.06.7320.0000.0000.0000.831000							Administrative Expense				
54	27457320	831000					BRD		7,122.00			
	2745.06.7320.0000.0000.0000.831000							Administrative Expense				
55	27457320	831002					BRD		3,756.00			
	2745.06.7320.0000.0000.0000.831002							IT Charges				
56	27457320	831002					BRD		1,756.00			
	2745.06.7320.0000.0000.0000.831002							IT Charges				
57	27457320	831002					BRD		1,502.00			
	2745.06.7320.0000.0000.0000.831002							IT Charges				
58	27457320	842001					BRD		15,000.00			
	2745.06.7320.0000.0000.0000.842001							Supportive Services				
59	27457320	844004					BRD		13,914.00			
	2745.06.7320.0000.0000.0000.844004							Other Training				
60	27457320	850000					BRD		420.00			
	2745.06.7320.0000.0000.0000.850000							Telephone				
61	27457320	850000					BRD		168.00			
	2745.06.7320.0000.0000.0000.850000							Telephone				
62	27457320	850000					BRD		450.00			
	2745.06.7320.0000.0000.0000.850000							Telephone				
63	27457320	859000					BRD		30,000.00			
	2745.06.7320.0000.0000.0000.859000							Transportation Charges				

JOURNAL INQUIRY

YEAR	PER	JOURNAL	SRC	EFF DATE	ENT DATE	JNL DESC	CLERK	ENTITY	AUTO-REV	STATUS	BUD YEAR	JNL TYPE
2012	10	247	BUA	10/01/2012	10/16/2012	PC-6W312	groth	1	N	Hist	2012	
LN	ORG	OBJECT	PROJ	REF1	REF2	REF3	ACCOUNT DESCRIPTION	LINE DESCRIPTION	DEBIT	CREDIT	OB	
64	27457320	860000					BRD		1,261.00			
	2745.06.7320.0000.0000.0000.860000						Travel - Mileage					
65	27457320	860000					BRD		150.00			
	2745.06.7320.0000.0000.0000.860000						Travel - Mileage					
66	27457320	860000					BRD		504.00			
	2745.06.7320.0000.0000.0000.860000						Travel - Mileage					
67	27457320	861000					BRD		373.00			
	2745.06.7320.0000.0000.0000.861000						Conferences & Othr Travel					
68	27457320	861000					BRD		150.00			
	2745.06.7320.0000.0000.0000.861000						Conferences & Othr Travel					
69	27457320	861000					BRD		932.00			
	2745.06.7320.0000.0000.0000.861000						Conferences & Othr Travel					
70	27457320	866000					BRD		7,000.00			
	2745.06.7320.0000.0000.0000.866000						Vehicle Repairs & Maint.					
71	27457320	910000					BRD		435.00			
	2745.06.7320.0000.0000.0000.910000						Insurance & Bonds					
72	27457320	939000					BRD		510.00			
	2745.06.7320.0000.0000.0000.939000						Building Rental					
73	27457320	939000					BRD		4,938.00			
	2745.06.7320.0000.0000.0000.939000						Building Rental					
74	27457320	939000					BRD		32,750.00			
	2745.06.7320.0000.0000.0000.939000						Building Rental					
75	27457320	940000					BRD		19.00			
	2745.06.7320.0000.0000.0000.940000						Equipment Rental					
76	2745	397701					BRD			393,029.00	1	
	2745.00.0000.0000.0000.0000.397701						Appropriations Control					
77	2745	397401					BRD		400,029.00		1	
	2745.00.0000.0000.0000.0000.397401						Estimated Revenues					
78	2745	390001					BRD			7,000.00	1	
	2745.00.0000.0000.0000.0000.390001						Budgetary Fund Balance					
79	2745	397701					BRD			7,000.00	1	
	2745.00.0000.0000.0000.0000.397701						Appropriations Control					
80	2745	390001					BRD		7,000.00		1	
	2745.00.0000.0000.0000.0000.390001						Budgetary Fund Balance					
** JOURNAL TOTAL									407,029.00	407,029.00		

YEAR	PER	JOURNAL	SRC	EFF DATE	ENT DATE	JNL DESC	CLERK	ENTITY	AUTO-REV	STATUS	BUD YEAR	JNL TYPE
2012	10	353	BUA	10/08/2012	10/17/2012	WC AUDIT	verbeek		IN	Hist	2012	
LN	ORG	OBJECT	PROJ	REF1	REF2	REF3	ACCOUNT DESCRIPTION	LINE DESCRIPTION	DEBIT	CREDIT	OB	
ACCOUNT												

JOURNAL INQUIRY

YEAR	PER	JOURNAL	SRC	EFF DATE	ENT DATE	JNL DESC	CLERK	ENTITY	AUTO-REV	STATUS	BUD YEAR	JNL TYPE
2012	10	353	BUA	10/08/2012	10/17/2012	WC AUDIT	verbeek	1	N	Hist	2012	
LN	ORG	OBJECT	PROJ	REF1	REF2	REF3	LINE DESCRIPTION			DEBIT	CREDIT	OB
ACCOUNT							ACCOUNT DESCRIPTION					
1	67708710	910000		BRD			HIGHER PREMIUM PER AUDIT			65.00		
	6770.16	.8710	.0000	.0000	.0000	.910000	Insurance & Bonds					
2	6770	397701		BRD			Appropriations Control				65.00	1
	6770.00	.0000	.0000	.0000	.0000	.397701						
3	6770	390001		BRD			Budgetary Fund Balance			65.00		1
	6770.00	.0000	.0000	.0000	.0000	.390001						
** JOURNAL TOTAL										65.00	65.00	

YEAR	PER	JOURNAL	SRC	EFF DATE	ENT DATE	JNL DESC	CLERK	ENTITY	AUTO-REV	STATUS	BUD YEAR	JNL TYPE
2012	10	452	BUA	10/01/2012	10/17/2012	6w408 ALLO	Mołendyk	1N	IN	Hist	2012	
LN	ORG	OBJECT	PROJ	REF1	REF2	REF3	LINE DESCRIPTION			DEBIT	CREDIT	OB
ACCOUNT							ACCOUNT DESCRIPTION					
1	27457320	808000		BRD			ALLOCATION INCREASE ES-WP			1,952.00		
	2745.06	.7320	.0000	.0000	.0000	.808000	Service Contracts					
2	27457320	808000		BRD			ALLOCATION INCREASE ES-WP			3,334.00		
	2745.06	.7320	.0000	.0000	.0000	.808000	Service Contracts					
3	27457320	561000		BRD			ALLOCATION INCREASE ES-WP				5,286.00	
	2745.06	.7320	.0000	.0000	.0000	.561000	State Of Mich - Welfare					
4	2745	397701		BRD			Appropriations Control				5,286.00	1
	2745.00	.0000	.0000	.0000	.0000	.397701						
5	2745	397401		BRD			Estimated Revenues			5,286.00		1
	2745.00	.0000	.0000	.0000	.0000	.397401						
** JOURNAL TOTAL										5,286.00	5,286.00	

YEAR	PER	JOURNAL	SRC	EFF DATE	ENT DATE	JNL DESC	CLERK	ENTITY	AUTO-REV	STATUS	BUD YEAR	JNL TYPE
2012	10	590	BUA	10/01/2012	10/17/2012	6C304 INCR	Mołendyk	1N	IN	Hist	2012	
LN	ORG	OBJECT	PROJ	REF1	REF2	REF3	LINE DESCRIPTION			DEBIT	CREDIT	OB
ACCOUNT							ACCOUNT DESCRIPTION					
1	27467000	937000		BRD			GRANT INCREASE			1.00		
	2746.06	.7000	.0000	.0000	.0000	.937000	Building Repairs					
2	27467000	561000		BRD			GRANT INCREASE				1.00	
	2746.06	.7000	.0000	.0000	.0000	.561000	State Of Mich - welfare					
3	2746	397701		BRD			Appropriations Control				1.00	1
	2746.00	.0000	.0000	.0000	.0000	.397701						

JOURNAL INQUIRY

YEAR	PER	JOURNAL	SRC	EFF DATE	ENT DATE	JNL DESC	CLERK	ENTITY	AUTO-REV	STATUS	BUD YEAR	JNL TYPE
2012	10	590	BUA	10/01/2012	10/17/2012	6C304 INCR	MoLendyk	1	N	Hist	2012	
LN	ORG	OBJECT	PROJ	REF1	REF2	REF3	LINE DESCRIPTION		DEBIT	CREDIT	OB	
ACCOUNT							ACCOUNT DESCRIPTION					
4	2746	397401		BRD			Estimated Revenues		1.00		1	
				2746.00.0000.0000.0000.0000.397401								
** JOURNAL TOTAL									1.00	1.00		

YEAR	PER	JOURNAL	SRC	EFF DATE	ENT DATE	JNL DESC	CLERK	ENTITY	AUTO-REV	STATUS	BUD YEAR	JNL TYPE
2012	10	874	BUA	10/18/2012	10/30/2012	TRF\$TRAIING	deford	1N		Hist	2012	
LN	ORG	OBJECT	PROJ	REF1	REF2	REF3	LINE DESCRIPTION		DEBIT	CREDIT	OB	
ACCOUNT							ACCOUNT DESCRIPTION					
1	10103200	543000		BRD			Training line out of money			7,000.00		
				1010.04.3200.0000.0000.0000.543000		St Of MI-Public Safety						
2	10103200	956000		BRD			Training line out of money		7,000.00			
				1010.04.3200.0000.0000.0000.956000		Employee Training						
3	1010	397701		BRD			Appropriations Control			7,000.00	1	
				1010.00.0000.0000.0000.0000.397701								
4	1010	397401		BRD			Estimated Revenues		7,000.00		1	
				1010.00.0000.0000.0000.0000.397401								
** JOURNAL TOTAL									7,000.00	7,000.00		

YEAR	PER	JOURNAL	SRC	EFF DATE	ENT DATE	JNL DESC	CLERK	ENTITY	AUTO-REV	STATUS	BUD YEAR	JNL TYPE
2012	10	957	BUA	10/22/2012	10/30/2012	CLCPROPUBUD	VanderScha	1N		Hist	2012	
LN	ORG	OBJECT	PROJ	REF1	REF2	REF3	LINE DESCRIPTION		DEBIT	CREDIT	OB	
ACCOUNT							ACCOUNT DESCRIPTION					
1	24505990	739000		BRD	ATTACH		COURTHOUSE LEARNING CENTER		23,477.00			
				2450.05.5990.0000.0000.0000.739000		Operational Supplies						
2	2450	397701		BRD	ATTACH		Appropriations Control			23,477.00	1	
				2450.00.0000.0000.0000.0000.397701								
3	2450	390001		BRD	ATTACH		Budgetary Fund Balance		23,477.00		1	
				2450.00.0000.0000.0000.0000.390001								
** JOURNAL TOTAL									23,477.00	23,477.00		

JOURNAL INQUIRY

YEAR	PER	JOURNAL	SRC	EFF DATE	ENT DATE	JNL DESC	CLERK	ENTITY	AUTO-REV	STATUS	BUD YEAR	JNL TYPE
2012	10	974	BUA	10/22/2012	10/30/2012	6C327	Molendyk		IN	Hist	2012	
LN	ORG	OBJECT	PROJ	REF1	REF2	REF3	LINE DESCRIPTION			DEBIT	CREDIT	OB
ACCOUNT							ACCOUNT DESCRIPTION					
1	27467000	704000		BRD			TAX PREP CSBGT GRANT			12,101.00		
	2746.06.7000.0000.0000.0000.704000						Salaries - Regular					
2	27467000	715000		BRD			TAX PREP CSBGT GRANT			926.00		
	2746.06.7000.0000.0000.0000.715000						Social Security					
3	27467000	716000		BRD			TAX PREP CSBGT GRANT			3,665.00		
	2746.06.7000.0000.0000.0000.716000						Health Insurance					
4	27467000	716002		BRD			TAX PREP CSBGT GRANT			73.00		
	2746.06.7000.0000.0000.0000.716002						OPEB - Health Care					
5	27467000	717000		BRD			TAX PREP CSBGT GRANT			24.00		
	2746.06.7000.0000.0000.0000.717000						Life Insurance					
6	27467000	718000		BRD			TAX PREP CSBGT GRANT			1,139.00		
	2746.06.7000.0000.0000.0000.718000						Retirement & Sick Leave					
7	27467000	719000		BRD			TAX PREP CSBGT GRANT			214.00		
	2746.06.7000.0000.0000.0000.719000						Dental Insurance					
8	27467000	720000		BRD			TAX PREP CSBGT GRANT			3.00		
	2746.06.7000.0000.0000.0000.720000						Worker'S Compensation					
9	27467000	723000		BRD			TAX PREP CSBGT GRANT			39.00		
	2746.06.7000.0000.0000.0000.723000						Optical Insurance					
10	27467000	724000		BRD			TAX PREP CSBGT GRANT			34.00		
	2746.06.7000.0000.0000.0000.724000						Disability Insurance					
11	27467000	727000		BRD			TAX PREP CSBGT GRANT			250.00		
	2746.06.7000.0000.0000.0000.727000						Office Supplies					
12	27467000	821006		BRD			TAX PREP CSBGT GRANT			1,172.00		
	2746.06.7000.0000.0000.0000.821006						Outside Temporary Service					
13	27467000	860000		BRD			TAX PREP CSBGT GRANT			255.00		
	2746.06.7000.0000.0000.0000.860000						Travel - Mileage					
14	27467000	939000		BRD			TAX PREP CSBGT GRANT			42.00		
	2746.06.7000.0000.0000.0000.939000						Building Rental					
15	27467000	561000		BRD			TAX PREP CSBGT GRANT				20,000.00	
	2746.06.7000.0000.0000.0000.561000						State Of Mich - Welfare					
16	27467000	722000		BRD			TAX PREP CSBGT GRANT			63.00		
	2746.06.7000.0000.0000.0000.722000						Unemployment					
17	2746	397701		BRD							18,828.00	1
	2746.00.0000.0000.0000.0000.397701						Appropriations Control					
18	2746	397401		BRD						20,000.00		1
	2746.00.0000.0000.0000.0000.397401						Estimated Revenues					
19	2746	390001		BRD							1,172.00	1
	2746.00.0000.0000.0000.0000.390001						Budgetary Fund Balance					
20	2746	397701		BRD							1,172.00	1
	2746.00.0000.0000.0000.0000.397701						Appropriations Control					
21	2746	390001		BRD						1,172.00		1
	2746.00.0000.0000.0000.0000.390001						Budgetary Fund Balance					
** JOURNAL TOTAL										21,172.00	21,172.00	

JOURNAL INQUIRY

YEAR	PER	JOURNAL	SRC	EFF DATE	ENT DATE	JNL DESC	CLERK	ENTITY	AUTO-REV	STATUS	BUD YEAR	JNL TYPE
2012	10	1127	BUA	10/01/2012	10/30/2012	P-6C329	MoIendyk		IN	Hist	2012	
LN	ORG	OBJECT	PROJ	REF1	REF2	REF3	ACCOUNT DESCRIPTION			DEBIT	CREDIT	OB
1	27467000	940000		BRD			CLASSIC COFFEE			200.00		
							Equipment Rental					
2	27467000	671000		BRD			CLASSIC COFFEE				200.00	
							Other Revenue					
3	2746	397701		BRD			Appropriations Control				200.00	1
							Estimated Revenues			200.00		1
4	2746	397401		BRD								
										** JOURNAL TOTAL	200.00	200.00
										** GRAND TOTAL	13,736,572.00	13,736,572.00

52 Journals printed

** END OF REPORT - Generated by Cindy Bradtmueller **

Action Request



Committee: Finance and Administration Committee

Meeting Date: 11/20/2012

Requesting Department: Fiscal Services

Submitted By: Bob Spaman

Agenda Item: Budget Adjustments Greater than \$50,000

SUGGESTED MOTION:

To approve budget adjustment numbers 09-148, 10-521, 10-591, 10-818, 10-823, 10-1483, 11-32, 11-91, 11-247.

SUMMARY OF REQUEST:

Approve budget adjustments processed during the month for appropriation changes and line item adjustments.

Mandated action required by PA 621 of 1978, the Uniform Budget and Accounting Act.

Compliance with the Ottawa County Operating Budget Policy.

FINANCIAL INFORMATION:

Total Cost: \$0.00 | General Fund Cost: \$0.00 | Included in Budget: Yes | No

If not included in budget, recommended funding source:

ACTION IS RELATED TO AN ACTIVITY WHICH IS:

Mandated | Non-Mandated | New Activity

ACTION IS RELATED TO STRATEGIC PLAN:

Goal: 1: To Maintain and Improve the Strong Financial Position of the County.

Objective: 1: Maintain and improve the financial position of the County through legislative advocacy.

2: Implement processes and strategies to address operational budget deficits with pro-active, balanced approaches.

3: Approve strategies to reduce the negative impact of rising employee benefit costs on the budget.

4: Maintain or improve bond ratings.

ADMINISTRATION RECOMMENDATION: Recommended | Not Recommended | Without Recommendation

County Administrator:

Committee/Governing/Advisory Board Approval Date:

Budget Adjustments Over \$50,000

BA Number	Fund	Department	Explanation	Adjustment
09-148	MiWorks/CAA	Housing & Other Assistance	Establish Grant Budget 6C316 - Emergency Solutions Grant Homeless Assistance Management	\$ 126,714
10-521	Drains	Various	Establish Drains Budget	\$ 8,720,400
10-591	MiWorks/CAA	Employment Security	Establish budget moving from a contract position to an Ottawa County MiWorks position.	\$ 50,000
10-818	General Fund	Crime Victims Rights	Establish Crime Victims Rights budget.	\$ 297,024
10-823	General Fund	District Court/Community Corrections	Establish Community Corrections budget	\$ 267,423
10-1483	Community Mental Health	HUD Leasing Grant 3	Client Care-House Assistance	\$ 324,518
11-32	MiWorks/CAA	Employment Security	Increase in Trade Grant Allocation	\$ 265,000
11-91	General Fund	F&M-Probate/Juvenile/Jail	Budget for new alarm system.	79,778.00
11-247	Solid Waste Clean-Up	Sanitary Landfill	Additional Landfill Clean-up Costs	\$ 135,000

Action Request



Committee: Finance and Administration Committee

Meeting Date: 11/20/2012

Requesting Department: Human Resources

Submitted By: Marcie VerBeek

Agenda Item: Statement of Review

SUGGESTED MOTION:

To approve the Statement of Review for the month of October 2012.

SUMMARY OF REQUEST:

Per Diem and mileage payments to Commissioners per the Officers Compensation Commission.

FINANCIAL INFORMATION:

Total Cost: \$0.00 | General Fund Cost: \$0.00 | Included in Budget: Yes | No

If not included in budget, recommended funding source:

ACTION IS RELATED TO AN ACTIVITY WHICH IS:

Mandated | Non-Mandated | New Activity

ACTION IS RELATED TO STRATEGIC PLAN:

Goal: 1: To Maintain and Improve the Strong Financial Position of the County.

Objective: 1: Maintain and improve the financial position of the County through legislative advocacy.

2: Implement processes and strategies to address operational budget deficits with pro-active, balanced approaches.

3: Approve strategies to reduce the negative impact of rising employee benefit costs on the budget.

4: Maintain or improve bond ratings.

ADMINISTRATION RECOMMENDATION: Recommended | Not Recommended | Without Recommendation

County Administrator:

Committee/Governing/Advisory Board Approval Date:

STATEMENT OF REVIEW FOR THE MONTH OF: October 2012

Baumann	<u>✓</u>
DeJong	<u>✓</u>
Disselkoen	<u>✓</u>
Holtrop	<u>✓</u>
Holtvluwer	<u>✓</u>
Karsten	<u>✓</u>
Kuyers	<u>✓</u>
Ruiter	<u>✓</u>
Rycenga	<u>✓</u>
Swartout	<u>✓</u>
Visser	<u>✓</u>

G/Payroll/Forms/CommissionersReview

058 = \$ 2200.00

091 = \$ 955.72

**Board of Commissioners
Per Diem and Mileage Voucher**

Commissioner: **Joseph Baumann** For the month beginning October 01, 2012
Status: **Submitted to Fiscal Services**

Date	Time	Purpose	Mileage	Per Diem
10/05/2012	08:00 AM - 10:00 AM	Legislative Work Session	26.0	\$40.00
10/09/2012	01:30 PM - 02:45 PM	Board of Commissioners Meeting	26.0	\$40.00
10/16/2012	09:30 AM - 10:30 AM	Finance & Administration Committee	26.0	\$40.00
10/23/2012	01:00 PM - 01:15 PM	Human Resources Committee	26.0	\$40.00
-	01:30 PM - 02:15 PM	Board of Commissioners Meeting	.0	-
10/29/2012	07:00 PM - 09:00 PM	Ottawa County Planning Commission	26.0	\$40.00
-	-	-	-	-
			Total Per Diem:	\$200.00
			Total Mileage:	130.0 \$72.15
			Total Voucher:	\$272.15

058

091

11/05/2012

1010-1010

Revision History

Created by Joseph Baumann on 10/24/2012 10:35:08 PM
Modified by Joseph Baumann on 10/29/2012 11:12:56 PM
Modified by Taci Casey on 11/05/2012 05:01:32 PM

**Board of Commissioners
Per Diem and Mileage Voucher**

Commissioner: **Greg DeJong** For the month beginning October 01, 2012
 Status: **Submitted to Fiscal Services**

Date	Time	Purpose	Mileage	Per Diem
10/09/2012	01:30 PM - 02:45 PM	Board of Commissioners Meeting	32.0	\$40.00
10/23/2012	01:00 PM - 01:15 PM	Human Resources Committee	32.0	\$40.00
-	01:30 PM - 02:15 PM	Board of Commissioners Meeting	.0	-
-	-	-	-	-

Total Per Diem:		\$80.00
Total Mileage:	64.0	\$35.52
Total Voucher:		\$115.52

058
091

11/06/2012

Revision History

Created by Taci Casey on 11/06/2012 07:53:45 AM

1010-1010

**Board of Commissioners
Per Diem and Mileage Voucher**

Commissioner: **Donald Disselkoen** For the month beginning October 01, 2012
Status: **Submitted to Fiscal Services**

Date	Time	Purpose	Mileage	Per Diem
10/03/2012	08:30 AM - 03:30 PM	MDOT Asset Management Council	.0	\$70.00
10/05/2012	09:00 AM - 10:30 AM	Lakeshore Coordinating Council	26.0	\$40.00
10/09/2012	01:30 PM - 02:45 PM	Board of Commissioners Meeting	23.0	\$40.00
10/14/2012	03:00 PM - 09:00 PM	CMH Annual State Conference 2220	166.0	\$70.00
10/15/2012	08:00 AM - 05:00 PM	CMH Annual State Conference 2220	.0	\$70.00
10/16/2012	08:00 AM - 07:00 PM	CMH Annual State Conference 2220	166.0	\$70.00
10/17/2012	08:00 AM - 10:30 AM	Personnel Interview Committee	23.0	\$40.00
10/23/2012	01:00 PM - 01:15 PM	Human Resources Committee	23.0	\$40.00
-	01:30 PM - 02:15 PM	Board of Commissioners Meeting	.0	-
10/26/2012	09:00 AM - 12:00 PM	Michigan Association of Counties - Steering	172.0	\$40.00
-	-	-	-	-
Total Per Diem:				\$480.00
Total Mileage:			599.0	\$332.45
Total Voucher:				\$812.45

11/06/2012

Revision History

Created by Tacl Casey on 11/06/2012 07:56:38 AM

	<u>058</u>	<u>091</u>
	Per Diem	Mileage
1010 - 1010	270.00	148.19
2220 - 6495 - 5020	105.00	92.13
- 5029	<u>105.00</u>	<u>92.13</u>
	480.00	332.45

**Board of Commissioners
Per Diem and Mileage Voucher**

Commissioner: **James Holtrop** For the month beginning October 01, 2012
Status: **Submitted to Fiscal Services**

Date	Time	Purpose	Mileage	Per Diem
10/08/2012	10:30 AM - 11:45 AM	Grand Valley Metro Council	52.0	\$40.00
10/09/2012	01:30 PM - 02:45 PM	Board of Commissioners Meeting	37.0	\$40.00
10/10/2012	08:30 AM - 09:30 AM	Health & Human Services Committee	37.0	\$40.00
10/17/2012	08:00 AM - 11:00 AM	Personnel Interview Committee	37.0	\$40.00
10/23/2012	01:00 PM - 01:15 PM	Human Resources Committee	37.0	\$40.00
-	01:30 PM - 02:15 PM	Board of Commissioners Meeting	.0	-
-	-	-	-	-
			Total Per Diem:	\$200.00
			Total Mileage:	200.0 \$111.00
			Total Voucher:	\$311.00

058
091

11/05/2012

1010-1010

Revision History

Created by James Holtrop on 10/08/2012 04:47:49 PM
Modified by James Holtrop on 10/17/2012 04:36:28 PM
Modified by Tacl Casey on 11/05/2012 04:51:58 PM

**Board of Commissioners
Per Diem and Mileage Voucher**

Commissioner: **James Holtvluwer** For the month beginning October 01, 2012
Status: **Submitted to Fiscal Services**

Date	Time	Purpose	Mileage	Per Diem
10/03/2012	04:00 PM - 05:15 PM	Parks & Recreation Commission <i>2081</i>	32.0	\$40.00
10/09/2012	01:30 PM - 02:45 PM	Board of Commissioners Meeting	32.0	\$40.00
10/10/2012	08:30 AM - 09:30 AM	Health & Human Services Committee	32.0	\$40.00
10/11/2012	09:30 AM - 09:45 AM	Planning and Policy Committee	32.0	\$40.00
10/23/2012	01:30 PM - 02:15 PM	Board of Commissioners Meeting	32.0	\$40.00
-	02:30 PM - 04:30 PM	Parks & Rec Public Relations Committee <i>2081</i>	.0	-
-	-	-	-	-
Total Per Diem:				\$200.00
Total Mileage:			160.0	\$88.80
Total Voucher:				\$288.80

11/05/2012

Revision History

Created by James Holtvluwer on 10/03/2012 07:15:24 PM
Modified by James Holtvluwer on 10/23/2012 06:51:30 PM
Modified by Tacl Casey on 11/05/2012 04:55:59 PM

	<u>058</u>	<u>091</u>
	Per Diem	Mileage
1010 - 1010	160.00	71.04
2081 - 7510	40.00	17.76
	200.00	88.80

**Board of Commissioners
Per Diem and Mileage Voucher**

Commissioner: **Robert Karsten** For the month beginning October 01, 2012
 Status: **Submitted to Fiscal Services**

Date	Time	Purpose	Mileage	Per Diem
10/05/2012	09:00 AM - 10:00 AM	Lakeshore Coordinating Council	30.0	\$40.00
10/09/2012	01:30 PM - 02:45 PM	Board of Commissioners Meeting	24.0	\$40.00
10/10/2012	08:30 AM - 09:30 AM	Health & Human Services Committee	24.0	\$40.00
10/16/2012	09:30 AM - 10:30 AM	Finance & Administration Committee	24.0	\$40.00
10/23/2012	01:30 PM - 02:15 PM	Board of Commissioners Meeting	24.0	\$40.00
-	-	-	-	-

Total Per Diem:		\$200.00
Total Mileage:	126.0	\$69.93
Total Voucher:		\$269.93

058
091

11/05/2012

1010-1010

Revision History

Created by Robert Karsten on 10/05/2012 10:40:29 AM
 Modified by Taci Casey on 11/05/2012 05:06:08 PM

**Board of Commissioners
Per Diem and Mileage Voucher**

Commissioner: **Philip Kuyers** For the month beginning October 01, 2012
Status: **Submitted to Fiscal Services**

Date	Time	Purpose	Mileage	Per Diem
10/03/2012	04:00 PM - 05:30 PM	Parks & Recreation Commission <i>2081</i>	2.0	\$40.00
10/04/2012	03:00 PM - 04:45 PM	Ottawa County Economic Development Office Board (Qtrly)	14.0	\$40.00
10/09/2012	01:30 PM - 02:45 PM	Board of Commissioners Meeting	2.0	\$40.00
10/23/2012	01:30 PM - 02:15 PM	Board of Commissioners Meeting	2.0	\$40.00
-	-	-	-	-
Total Per Diem:				\$160.00
Total Mileage:			20.0	\$11.10
Total Voucher:				\$171.10

11/05/2012

Revision History

Created by Philip Kuyers on 10/14/2012 01:03:25 PM
Modified by Taci Casey on 11/05/2012 05:03:14 PM

	<u>058</u>	<u>091</u>
	Per Diem	Mileage
1010 - 1010	120.00	9.99
2081 - 7510	40.00	1.11
	<hr style="width: 100%;"/>	<hr style="width: 100%;"/>
	160.00	11.10

**Board of Commissioners
Per Diem and Mileage Voucher**

Commissioner: **Jane Ruiter** For the month beginning October 01, 2012
 Status: **Submitted to Fiscal Services**

Date	Time	Purpose	Mileage	Per Diem
10/09/2012	01:30 PM - 02:45 PM	Board of Commissioners Meeting	30.0	\$40.00
10/23/2012	01:00 PM - 01:15 PM	Human Resources Committee	30.0	\$40.00
-	01:30 PM - 02:15 PM	Board of Commissioners Meeting	30.0	-
-	-	-	-	-

Total Per Diem:		\$80.00
Total Mileage:	90.0	\$49.95
Total Voucher:		\$129.95

058

091

11/05/2012

Revision History

Created by Jane Ruiter on 10/24/2012 05:28:23 PM
 Modified by Tad Casey on 11/05/2012 04:58:46 PM

1010-1010

**Board of Commissioners
Per Diem and Mileage Voucher**

Commissioner: **Roger Rycenga** For the month beginning October 01, 2012
 Status: **Submitted to Fiscal Services**

Date	Time	Purpose	Mileage	Per Diem
10/04/2012	03:00 PM - 05:00 PM	Ottawa County Economic Development Office Board (Qtrly)	5.0	\$40.00
10/16/2012	09:30 AM - 10:30 AM	Finance & Administration Committee	14.0	\$40.00
10/23/2012	01:30 PM - 02:15 PM	Board of Commissioners Meeting	14.0	\$40.00
10/29/2012	09:00 AM - 10:15 AM	Legislative Work Session	14.0	\$40.00
10/30/2012	02:00 PM - 03:00 PM	Land Bank Authority	14.0	\$40.00
-	-	-	-	-
			Total Per Diem:	\$200.00
			Total Mileage:	61.0 \$33.86
			Total Voucher:	\$233.86

058

091

1010-1010

11/05/2012

Revision History

Created by Roger Rycenga on 11/02/2012 02:52:28 PM
 Modified by Taci Casey on 11/05/2012 05:08:04 PM

**Board of Commissioners
Per Diem and Mileage Voucher**

Commissioner: **Dennis Swartout** For the month beginning October 01, 2012
 Status: **Submitted to Fiscal Services**

Date	Time	Purpose	Mileage	Per Diem
10/09/2012	01:30 PM - 02:45 PM	Board of Commissioners Meeting	26.0	\$40.00
10/11/2012	09:30 AM - 09:45 AM	Planning and Policy Committee	26.0	\$40.00
10/16/2012	09:30 AM - 10:30 AM	Finance & Administration Committee	26.0	\$40.00
10/23/2012	01:30 PM - 02:15 PM	Board of Commissioners Meeting	26.0	\$40.00
-	-	-	-	-
			Total Per Diem:	\$160.00
			Total Mileage:	104.0 \$57.72
			Total Voucher:	\$217.72

058
091

1010-1010

11/06/2012

Revision History

Created by Taci Casey on 11/06/2012 07:48:45 AM

**Board of Commissioners
Per Diem and Mileage Voucher**

Commissioner: **Stu Visser** For the month beginning October 01, 2012
 Status: **Submitted to Fiscal Services**

Date	Time	Purpose	Mileage	Per Diem
10/09/2012	01:30 PM - 02:45 PM	Board of Commissioners Meeting	28.0	\$40.00
10/10/2012	08:30 AM - 09:30 AM	Health & Human Services Committee	28.0	\$40.00
10/11/2012	09:30 AM - 09:45 AM	Planning and Policy Committee	28.0	\$40.00
10/22/2012	09:00 AM - 09:45 AM	Veterans' Affairs Committee	28.0	\$40.00
10/23/2012	01:30 PM - 02:15 PM	Board of Commissioners Meeting	28.0	\$40.00
10/25/2012	09:00 AM - 10:30 AM	Ottawa County Central Dispatch Advisory Policy Board	28.0	\$40.00
-	-	-	-	-
			Total Per Diem:	\$240.00
			Total Mileage:	168.0 \$93.24
			Total Voucher:	\$333.24

058

091

1010-1010

11/05/2012

Revision History

Created by Stu Visser on 10/25/2012 05:29:28 PM
 Modified by Tacl Casey on 11/05/2012 05:10:15 PM

Action Request



Committee: Finance and Administration Committee

Meeting Date: 11/20/2012

Requesting Department: Treasurer

Submitted By: Misty Cunningham

Agenda Item: Quarterly Treasurer's Investment Report

SUGGESTED MOTION:

To receive for information the Treasurer's Quarterly Investment Report as of September 2012.

SUMMARY OF REQUEST:

The Treasurer provides a variety of quarterly investment report. These are attached.

FINANCIAL INFORMATION:

Total Cost: \$0.00 | General Fund Cost: \$0.00 | Included in Budget: Yes | No

If not included in budget, recommended funding source:

ACTION IS RELATED TO AN ACTIVITY WHICH IS:

Mandated | Non-Mandated | New Activity

ACTION IS RELATED TO STRATEGIC PLAN:

Goal: 1: To Maintain and Improve the Strong Financial Position of the County.

- Objective: 1: Maintain and improve the financial position of the County through legislative advocacy.
2: Implement processes and strategies to address operational budget deficits with pro-active, balanced approaches.
3: Approve strategies to reduce the negative impact of rising employee benefit costs on the budget.
4: Maintain or improve bond ratings.

ADMINISTRATION RECOMMENDATION: Recommended | Not Recommended | Without Recommendation

County Administrator:

Committee/Governing/Advisory Board Approval Date:



County of Ottawa

Office of the Treasurer

Bradley J. Slagh
County Treasurer

Cheryl Clark
Chief Deputy Treasurer

Steven Brower
Deputy Treasurer

12220 Fillmore St., Room 155, West Olive, MI 49460

Phone: (616) 994-4501
1-800-764-4111, ext. 4501

Fax: (616) 994-4509

Web Site: www.miOttawa.org

Report To: Ottawa County Finance & Administration Committee

From: Bradley Slagh

Date: October 16, 2012

Re: Financial update for month & quarter end September 30, 2012

Attached are multiple files including graphics and verbiage representing the status of the General Fund portfolio and activities of the Treasurer's Office for Ottawa County as of September 30, 2012. The asset distribution of the General Pooled Funds by maturity and category continues to meet the requirements of the County's Investment Policy.

Quarterly, the Treasurer's report includes a copy of GASB 31, listing open investments of the general pooled funds as of quarter end; detailing the type of investment, coupon interest rate, maturity date, purchase date, yield to maturity along with a lot of other information.

Highlighted information from this report includes:

\$ 109,748,292.33	Par Value (6 th column from right)
\$ 110,512,653.32	Fair Market Value (4 th column from right)
\$ 663,041.93	Interest earned YTD (2 nd column from right)

The net change in fair market value for the year to date of 2012 shows a gain of \$ 55,172.87 (3rd column from the right), this includes unrealized capital gains/losses. The yield earned YTD including unrealized gains/losses was 1.2834% (7th column from left).

Yield excluding the unrealized gains / losses and the yield for the benchmark that we use as a County is visually presented on the graph file attached as 2012 Third Qtr. Yield.

Other Post Employee Benefits

The September OPEB statement is attached along with a two page summary, the second page of which provides the year to date cash flow.

I plan to be at the Finance Committee meeting to answer questions. Please feel free to contact me before or after the meeting if you have any questions regarding this material or any of the work of the County Treasurer.

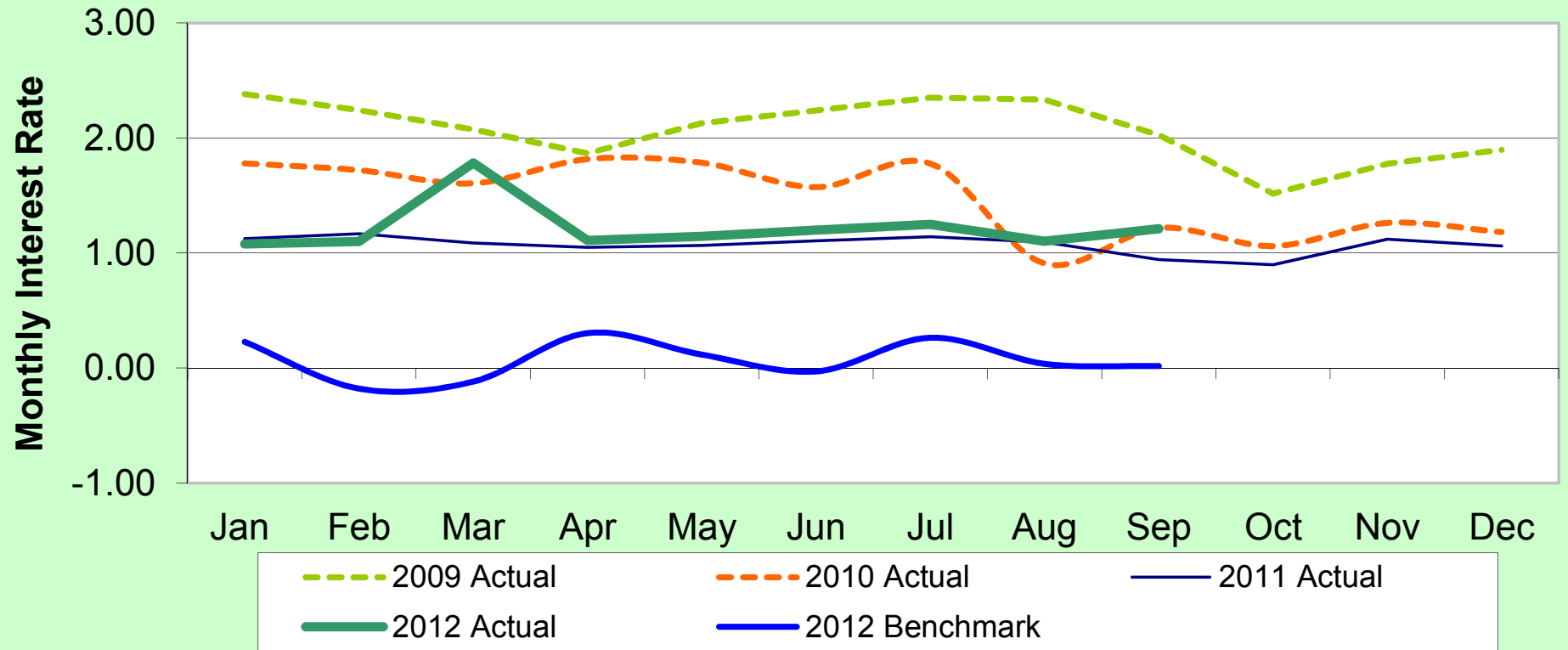
GASB 31 Compliance
Ottawa County Treasurer
 Effective Interest - Actual Life
 Receipts for Period
 01/01/12 - 09/30/12

CUSIP	Invest Number	Security Description	Purchase Date	Sale Date	Valuation Method	Yield Earned	Price Source 01/01/12	Beginning Unit Price	Par Value On 01/01/12	Reported Value 01/01/12	Purchase Cost	Sales Proceeds	Ending Unit Price	Par Value On 09/30/12	Price Source 09/30/12	Reported Value 09/30/12	Change in Fair Value	Interest	Net Investment Income
Treasury Note																			
912828KBS	09-0003-01	Treasury Note 1.125	01/15/12		Fair Value	0.2034	FTI	1.000350	2,000,000.00	2,000,700.00	0.00	2,000,000.00	0.000000	0.00		0.00	-700.00	855.98	155.98
912828AP5	07-0039-01	Treasury Note 4.00	11/15/12		Fair Value	-0.1654	FTI	1.033320	2,000,000.00	2,066,640.00	0.00	2,051,080.00	0.000000	0.00		0.00	-15,560.00	14,945.06	-614.94
912828KKS	09-0049-01	Treasury Note 1.375	04/15/12		Fair Value	0.0655	FTI	1.003790	2,000,000.00	2,007,580.00	0.00	2,002,500.00	0.000000	0.00		0.00	-5,080.00	5,334.70	254.70
912828PFI	12-0029	Treasury Note 1.875	10/31/17		Open Fair Value	3.7636		0.000000	0.00	0.00	2,096,250.00	0.00	1.061250	2,000,000.00	FTI	2,122,500.00	26,250.00	23,625.62	49,875.62
912828KN9	10-0162	Treasury Note 1.875	04/30/14		Open Fair Value	0.4800	FTI	1.036250	2,000,000.00	2,072,500.00	0.00	0.00	1.025900	2,000,000.00	FTI	2,051,800.00	-20,700.00	28,055.57	7,355.57
912828AU4	07-0081	Treasury Note 3.875	02/15/13	3.875	02/15/13	0.2338	FTI	1.041170	1,000,000.00	1,041,170.00	0.00	0.00	1.013870	1,000,000.00	FTI	1,013,870.00	-27,300.00	29,062.50	1,762.50
912828RHS	12-0031	Treasury Note 1.375	09/30/18		Open Fair Value	5.1967		0.000000	0.00	0.00	2,019,376.00	0.00	1.031560	2,000,000.00	FTI	2,063,120.00	43,744.00	15,478.56	59,222.56
912828KN9	11-0041	Treasury Note 1.875	04/30/14		Open Fair Value	0.4852	FTI	1.036250	2,000,000.00	2,072,500.00	0.00	0.00	1.025900	2,000,000.00	FTI	2,051,800.00	-20,700.00	28,055.57	7,355.57
912828HV5	08-0068	Treasury Note 2.50	03/31/13		Open Fair Value	0.2456	FTI	1.028520	3,000,000.00	3,085,560.00	0.00	0.00	1.011640	3,000,000.00	FTI	3,034,920.00	-50,640.00	56,148.66	5,508.66
912828SH4	12-0032	Treasury Note 1.375	02/28/19		Open Fair Value	6.5910		0.000000	0.00	0.00	1,398,750.00	0.00	1.028440	2,000,000.00	FTI	2,056,880.00	58,130.00	15,138.75	73,268.75
Treasury Note Total						<u>1.9518</u>		<u>1.024761</u>	<u>14,000,000.00</u>	<u>14,346,650.00</u>	<u>6,114,376.00</u>	<u>6,053,580.00</u>	<u>1.028206</u>	<u>14,000,000.00</u>		<u>14,394,890.00</u>	<u>-12,556.00</u>	<u>216,700.97</u>	<u>204,144.97</u>
Investment Total						<u>1.2834</u>		<u>1.007471</u>	<u>82,735,595.92</u>	<u>83,353,698.95</u>	<u>62,329,801.50</u>	<u>35,226,020.00</u>	<u>1.006965</u>	<u>109,748,292.33</u>		<u>110,512,653.32</u>	<u>55,172.87</u>	<u>663,041.93</u>	<u>718,214.80</u>

Third Qtr. 2012

General Fund Monthly Interest Yield

(before Unrealized Capital Gain/Loss)



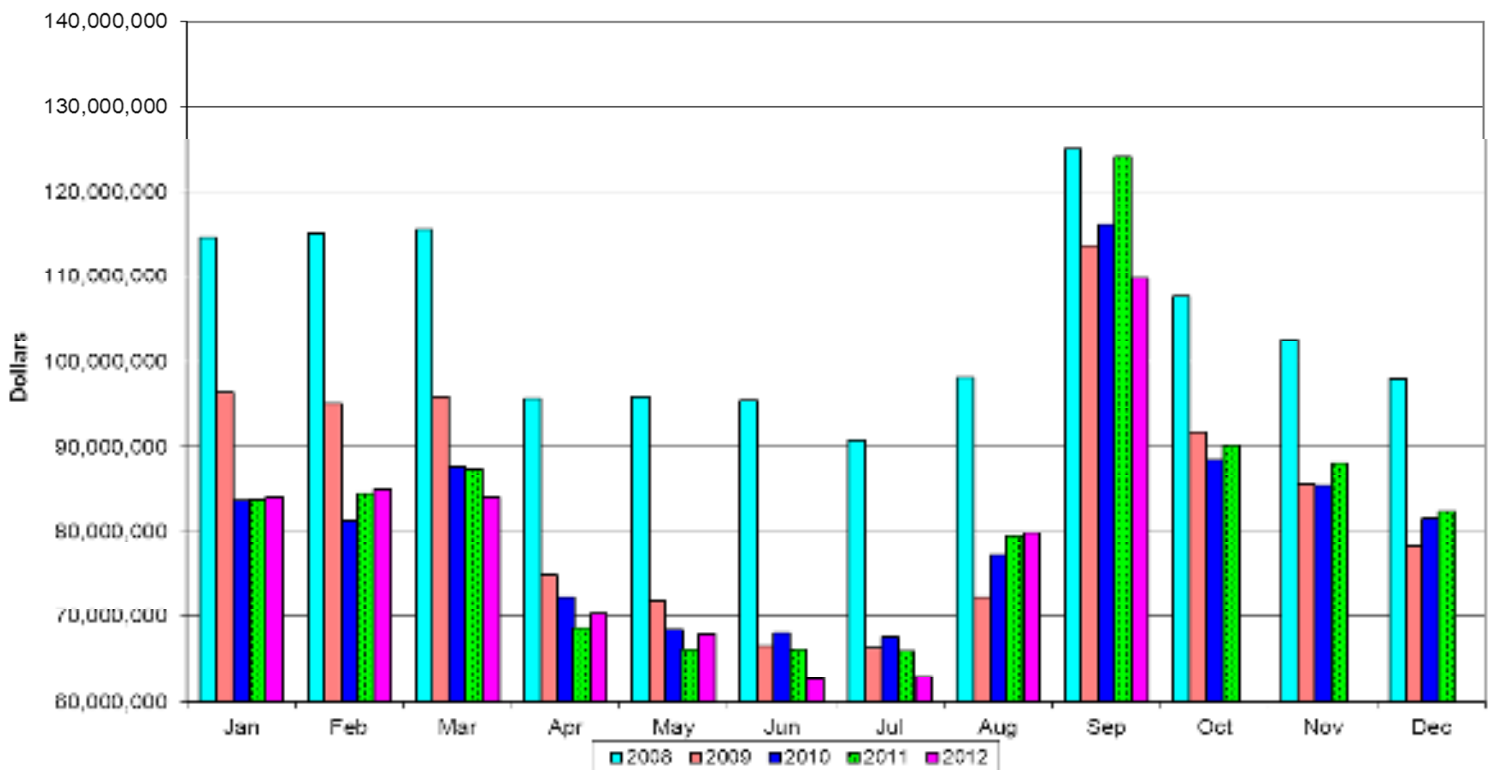
Ottawa County General Pooled Funds

Current Portfolio Size

September 30, 2012

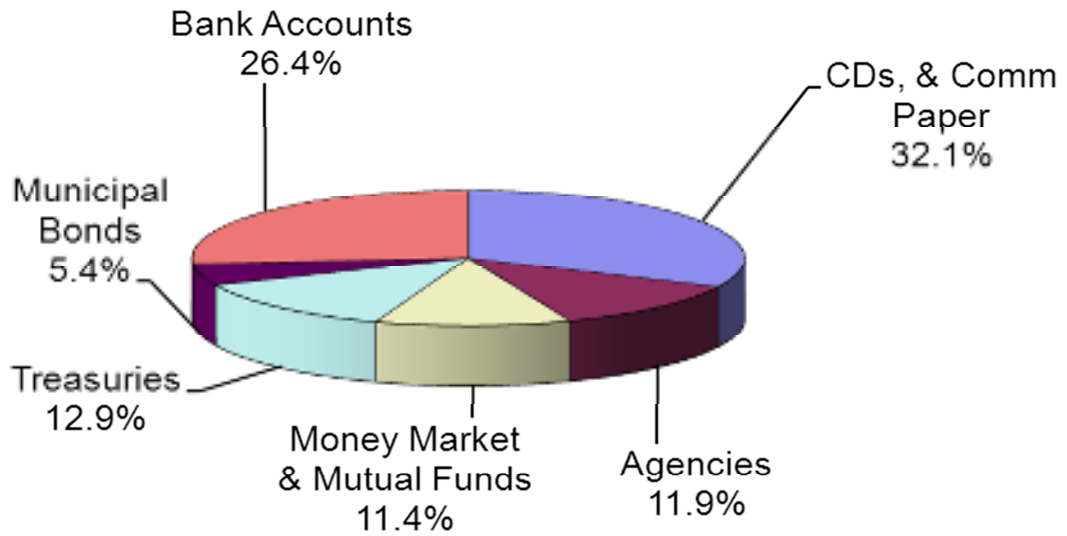
<i>CDs, & Comm Paper</i>	\$35,304,138.73
<i>Agencies</i>	\$13,143,097.64
<i>Money Market & Mutual Funds</i>	\$12,509,957.05
<i>Treasuries</i>	\$14,142,372.40
<i>Municipal Bonds</i>	\$5,900,026.21
<i>Bank Accounts</i>	\$28,992,022.29
<i>Total</i>	\$109,991,614.32

Historical Comparison By Month

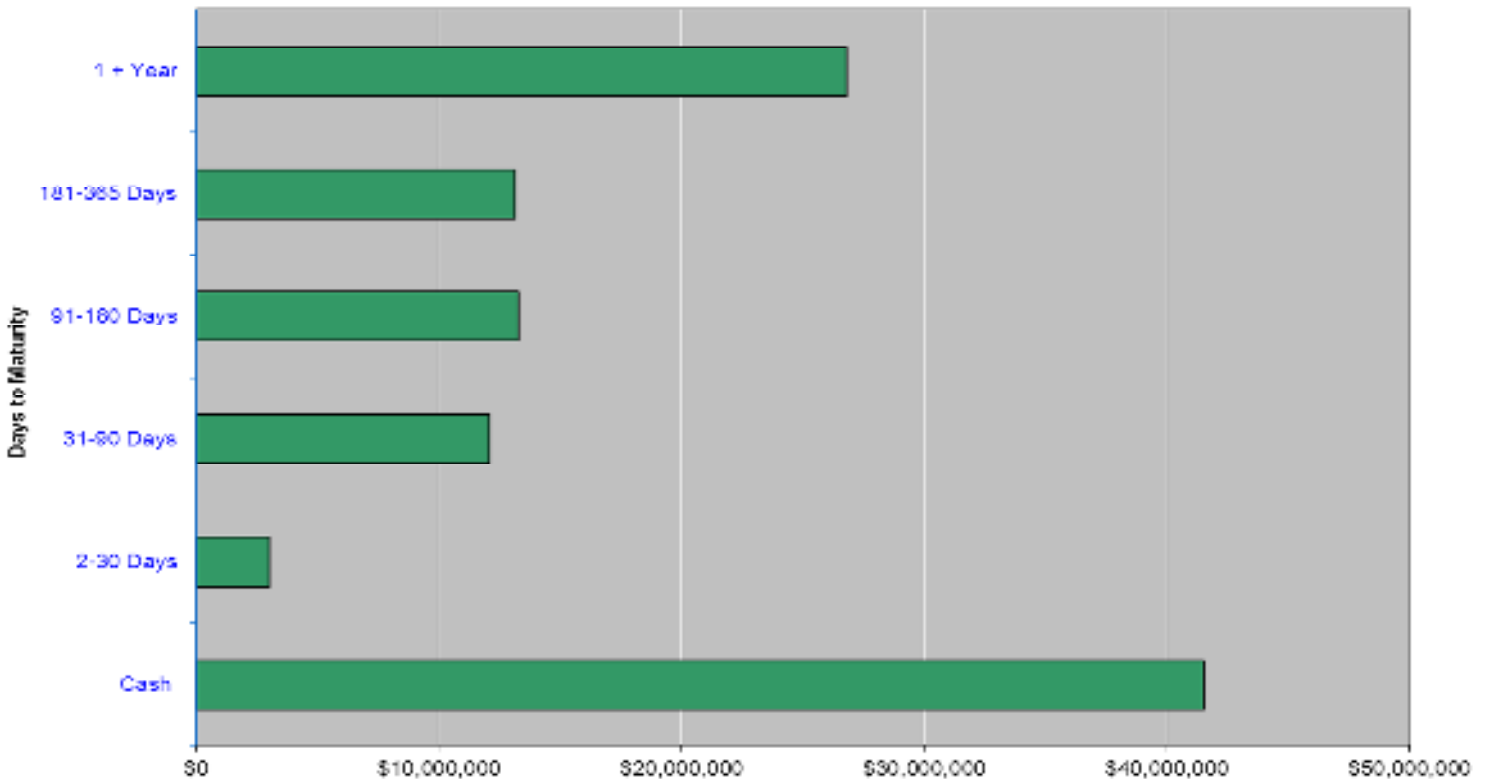


Ottawa County General Pooled Funds

Diversification by Investment September 30, 2012



Diversification By Maturity Date - September 30, 2012





**GREENLEAF®
TRUST**

Statement of Account

September 1, 2012 Through September 30, 2012

Co of Ottawa Retiree Hlth Ins Sec 115 Tr

Account Number : 62380025

RECEIVED
OCT 15 2012
OTTAWA COUNTY TREASURER

Bradley J Slagh, Trustee
The County of Ottawa Section 115 Trust
PO Box 310 12220 Filmore St, Room 155
West Olive, MI 49460-0310

Please contact your Trust Relationship Officer Kevin E Jawahir
or your Wealth Management Advisor - James R Curry
with any questions concerning your account.

211 South Rose Street • Kalamazoo, Michigan 49007 • (269) 388-9800 • (800) 416-4555 • fax: (269) 388-9868



GREENLEAF[®] TRUST

September 01, 2012 To September 30, 2012

Account Name : Co of Ottawa Retiree Hith Ins Sec 115 Tr

Account No : 62380025

Portfolio Summary

Portfolio Composition	Market Value	Percentage	Sources & Uses of Funds	09/01/2012	Amount
Equities	\$ 2,388,461.11	63.89%	Total Portfolio Value		\$ 3,679,805.75
Fixed Income	1,102,048.22	29.48%	Cash & Asset Receipts		0.00
Cash Equivalents	248,113.09	6.64%	Cash & Asset Distributions		-2,953.20
Uninvested Cash	0.00	0.00%	Investment Earnings		10,047.37
Total Portfolio Value	\$ 3,738,622.42	100.00%	Investment Change		51,722.50
Estimated Annual Income	\$ 75,844.39		Total Portfolio Value	09/30/2012	\$ 3,738,622.42
Investment Earnings			Gain / Losses On Transactions	This Period	Year To Date
Interest - Tax Free	\$ 0.00	\$ 0.00	Realized Gains	\$ 17,605.79 *	\$ 37,284.76 *
Interest - Taxable	3,296.91	30,495.62	Realized Losses	0.00 *	-15,397.94 *
Dividends - Taxable	7,530.45	21,654.27	Total Portfolio Value		\$ 3,738,622.42
Other Income	0.00	0.00	Less : Tax Cost Basis		3,264,159.07
Net Accrued Interest Bot/Sid	-779.99	-1,642.66	Unrealized Gains & Losses		\$ 474,463.35
Total Investment Earnings	\$ 10,047.37	\$ 50,507.23			

* Gain or Loss amount as shown may not reflect the amount to be used for income tax purposes .



GREENLEAF[®] TRUST

September 01, 2012 To September 30, 2012

Account Name : Co of Ottawa Retiree Hlth Ins Sec 115 Tr

Account No : 62380025

Target - Equity	65.00%	Actual - Equity	63.89%
Target - Fixed	30.00%	Actual - Fixed	29.48%
Target - Cash & Eq	5.00%	Actual - Cash & Eq	6.64%
Target - Other	0.00%	Actual - Other	0.00%

Investment Review

As Of 09/30/2012

Administrator Kevin E Jawahir

Investment Authority	Full
Investment Objective	Growth with Income (60/30/10)
Unrealized	Estimated
Gain/Loss	% Port
Market	Ann Inc
Yield	Yield

Shares / PV	Asset Description	Tax Cost	Price	Market	Unrealized	% Port	Estimated
					Gain/Loss		Ann Inc
<u>Exchange Traded Fds-Equity</u>							
4,108	Vanguard Growth MFC	163,527.52	72.400	297,419.20	133,891.68	7.96	3,606.82
5,118	Vanguard Index Trust Value MFC	199,381.18	58.720	300,528.96	101,147.78	8.04	7,810.07
1,190	Vanguard MSCI Emerging Markets ETF	47,208.22	41.720	49,646.80	2,438.58	1.33	1,702.89
1,125	Wisdomtree Emerging Markets Small Cap	56,531.39	45.860	51,592.50	(4,938.89)	1.38	1,673.69
1,341	Wisdomtree ETF Emerging Markets Equity Inc	70,964.65	53.670	71,971.47	1,006.82	1.93	2,590.57

* * Sub Total * *

537,612.96 771,158.93 233,545.97 20.64 17,384.04 2.25

Mutual Fund-Equity

2,104.093	Buffalo Small Cap Fund	46,656.73	29.350	61,755.13	15,098.40	1.65	0.00
1,227.412	Columbia Acorn Fund Cl Z	37,575.31	31.170	38,258.43	683.12	1.02	0.00
21,670.224	Columbia Dividend Opportunity Fund Cl Z	167,294.13	8.810	190,914.67	23,620.54	5.11	6,448.84
5,818.411	Credit Suisse Commodity Return Strategy Fd	49,062.60	8.560	49,805.60	743.00	1.33	0.00
3,642.352	Delaware Emerging Market	48,500.74	13.510	49,208.18	707.44	1.32	608.27



GREENLEAF[®] TRUST

September 01, 2012 To September 30, 2012

Account Name : Co of Ottawa Retiree Hlth Ins Sec 115 Tr

Account No : 62380025

Investment Review

As Of 09/30/2012

Administrator Kevin E Jawahir

Shares / PV	Asset Description	Tax Cost	Price	Market	Unrealized Gain/Loss	% Port	Estimated Ann Inc	Yield
2,239.44	DWS Dreman Small Cap Value - S	72,159.74	36.410	81,538.01	9,378.27	2.18	1,160.93	1.42
2,035.924	Goldman Sachs Growth Opportunity Fund Cl I	50,000.00	25.960	52,852.59	2,852.59	1.41	0.00	0.00
6,288.866	Goldman Sachs Mid Cap Value Fund	198,493.93	38.340	241,115.12	42,621.19	6.45	2,010.55	0.83
3,331.61	Matthews Pacific Tiger Fund Cl I	68,485.18	23.480	78,226.20	9,741.02	2.09	507.80	0.65
7,185.204	Sterling Capital Equity Income Fund Cl I	100,000.00	16.060	115,394.38	15,394.38	3.09	1,618.54	1.40
5,308.371	T Rowe Price Growth Stock Fund	156,000.00	38.250	203,045.19	47,045.19	5.43	37.16	0.02
4,381.694	Touchstone Merger Arbitrage Fund Cl I	45,000.00	10.690	46,840.31	1,840.31	1.25	0.00	0.00
6,874.809	Touchstone Sands Cap Growth Fund	100,000.00	17.930	123,265.33	23,265.33	3.30	0.00	0.00
10,532.625	Westcore Select Mid Cap Growth	182,533.60	17.110	180,213.21	(2,320.39)	4.82	0.00	0.00

* * Sub Total * *

1,321,761.96 1,512,432.35 190,670.39 40.45 12,392.09 0.82

Mutual Fund-Equity-Intl

1,394.452 Calamos International Growth Fund Cl I

24,416.85 17.670 24,639.97 223.12 0.66 0.00 0.00

* * Sub Total * *

24,416.85 24,639.97 223.12 0.66 0.00 0.00

Global Real Estate

4,592.436 ING Global Real Estate

65,028.30 17.470 80,229.86 15,201.56 2.15 1,873.71 2.34



GREENLEAF® TRUST

September 01, 2012 To September 30, 2012

Account Name : Co of Ottawa Retiree Hlth Ins Sec 115 Tr

Account No : 62380025

Investment Review

As Of 09/30/2012

Administrator Kevin E Jawahir

Shares / PV	Asset Description	Tax Cost	Investment Authority Objective	Price	Market	Unrealized Gain/Loss	% Port	Estimated Ann Inc	Yield
	* * Sub Total * *	65,028.30			80,229.86	15,201.56	2.15	1,873.71	2.34
	<u>Corporate Bonds</u>								
50,000	Stanley Works	53,061.00	4.900%	11/01/2012	100.288	(2,937.00)	1.34	2,450.00	4.89
15,000	IBM Corporation	16,189.20	4.750%	11/29/2012	100.747	(1,077.16)	0.40	712.50	4.71
10,000	Verizon VA Inc	9,400.46	4.825%	03/15/2013	101.840	783.50	0.27	462.50	4.54
12,000	Morgan Stanley Sub Notes	12,282.96	4.750%	04/01/2014	103.519	139.32	0.33	570.00	4.59
10,000	Merrill Lynch & Company Medium Term Notes Tranche # TR00453	9,195.79	5.000%	01/15/2015	107.409	1,545.08	0.29	500.00	4.66
10,000	Metlife Inc	9,290.82	5.000%	06/15/2015	111.030	1,812.20	0.30	500.00	4.50
25,000	Indiana Michigan Power	28,384.50	5.650%	12/01/2015	112.572	(241.55)	0.75	1,412.50	5.02
25,000	Analog Devices Inc	26,285.00	3.000%	04/15/2016	107.751	652.73	0.72	750.00	2.78
10,000	Ohio Power Co	11,672.40	6.000%	06/01/2016	116.273	(45.09)	0.31	600.00	5.16
20,000	CVS Caremark Corporation	20,332.89	6.125%	08/15/2016	118.502	3,367.55	0.63	1,225.00	5.17
25,000	Burlington Northern Santa Fe	29,298.25	5.650%	05/01/2017	119.556	590.70	0.80	1,412.50	4.73
25,000	Starbucks Corp	29,576.75	6.250%	08/15/2017	121.937	907.58	0.82	1,562.50	5.13



GREENLEAF[®] TRUST

September 01, 2012 To September 30, 2012

Account Name : Co of Ottawa Retiree Hlth Ins Sec 115 Tr

Account No : 62380025

Investment Review

As Of 09/30/2012

Administrator Kevin E Jawahir

Shares / PV	Asset Description		Tax Cost	Price	Market	Unrealized Gain/Loss	% Port	Estimated Ann Inc	Yield
30,000	Astra Zeneca PLC	5.900%	36,169.50	122.835	36,850.41	680.91	0.99	1,770.00	4.80
25,000	Abbott Laboratories	5.600%	30,141.50	122.719	30,679.68	538.18	0.82	1,400.00	4.56
25,000	Dominion Resources Inc	6.000%	30,084.00	121.633	30,408.28	324.28	0.81	1,500.00	4.93
30,000	Snap-On Inc	4.250%	33,448.80	113.036	33,910.86	462.06	0.91	1,275.00	3.76
10,000	Hewlett Packard Company	5.500%	9,817.62	113.941	11,394.12	1,576.50	0.30	550.00	4.83
10,000	Glaxosmithkline	5.650%	10,826.40	123.109	12,310.88	1,484.48	0.33	565.00	4.59
25,000	Union Pacific Corp	5.700%	30,008.25	121.793	30,448.25	440.00	0.81	1,425.00	4.68
30,000	Broadcom Corp	2.700%	30,853.20	107.174	32,152.20	1,299.00	0.86	810.00	2.52
12,000	Bottling Group LLC	5.125%	12,134.90	118.837	14,260.44	2,125.54	0.38	615.00	4.31
18,000	Walgreen Co	5.250%	18,935.17	117.374	21,127.39	2,192.22	0.57	945.00	4.47
20,000	Novartis Secs invt	5.125%	21,149.60	120.162	24,032.40	2,882.80	0.64	1,025.00	4.27
30,000	Campbell Soup Co	4.500%	34,437.00	115.216	34,564.65	127.65	0.92	1,350.00	3.91
10,000	Eli Lilly & Company	5.500%	9,908.58	129.589	12,958.92	3,050.34	0.35	550.00	4.24
21,000	Conoco Inc	6.950%	24,215.99	141.528	29,720.82	5,504.83	0.79	1,459.50	4.91



GREENLEAF[®] TRUST

September 01, 2012 To September 30, 2012

Account Name : Co of Ottawa Retiree Hlth Ins Sec 115 Tr

Account No : 62380025

Investment Review

As Of 09/30/2012

Administrator Kevin E Jawahir

Shares / PV	Asset Description	Tax Cost	Price	Market	Unrealized Gain/Loss	% Port	Estimated Ann Inc	Yield
10,000	Goldman Sachs	9,680.67	112.393	11,239.34	1,558.67	0.30	612.50	5.45
* * Sub Total * *		596,801.20		626,546.52	29,745.32	16.74	28,009.50	4.47

Mutual Fund-Fixed Income

8,504,112 Templeton Global Bond Fund Advisor CI

6,933,809 Vanguard Short-Term Corporate Fund

* * Sub Total * *

187,603.60		188,900.40	1,296.80	5.06	7,113.32	3.77
------------	--	------------	----------	------	----------	------

U S Government Notes & Bonds

15,000 US Treasury Note

* * Sub Total * *

15,028.05		15,500.39	472.34	0.41	337.50	2.18
-----------	--	-----------	--------	------	--------	------

U S Government Agency Bonds

25,000 Federal Home Loan Banks

25,000 Federal Home Loan Mtge Corp

25,000 Federal Farm Credit Bank

15,000 Federal Home Loan Mtge Corp

15,000 Federal Home Loan Bank

25,000 Federal Home Loan Mtge Corp

25,000	Federal Home Loan Banks	25,994.21	101.295	25,323.65	(670.56)	0.68	843.75	3.33
25,000	Federal Home Loan Mtge Corp	26,865.09	105.452	26,363.05	(502.04)	0.71	1,125.00	4.27
25,000	Federal Farm Credit Bank	25,155.55	103.621	25,905.20	749.65	0.69	656.25	2.53
15,000	Federal Home Loan Mtge Corp	16,403.98	108.388	16,258.14	(145.84)	0.43	750.00	4.61
15,000	Federal Home Loan Bank	16,660.29	109.885	16,482.72	(177.57)	0.44	825.00	5.01
25,000	Federal Home Loan Mtge Corp	26,965.15	111.053	27,763.20	798.05	0.74	1,093.75	3.94



GREENLEAF[®] TRUST

September 01, 2012 To September 30, 2012

Account Name : Co of Ottawa Retiree Hlth Ins Sec 115 Tr

Account No : 62380025

Investment Review

As Of 09/30/2012

Administrator Kevin E Jawahir

Shares / PV	Asset Description	5.250%	09/15/2016	Tax Cost	Price	Investment Authority Objective	Full Growth with Income (60/30/10)	Unrealized Gain/Loss	% Port	Estimated Ann Inc	Yield
25,000	FNMA			27,681.79	118.350		29,587.40	1,905.61	0.79	1,312.50	4.44
50,000	Federal Home Loan Bank	2.250%	09/08/2017	52,102.00	106.487		53,243.30	1,141.30	1.42	1,125.00	2.11
50,000	Federal Farm Credit Bank	1.900%	12/21/2017	49,965.00	100.349		50,174.25	209.25	1.34	950.00	1.89

* * Sub Total * *

267,793.06 271,100.91 3,307.85 7.24 8,681.25 3.20

Money Market Funds-Taxable

248,113.09 Northern Institutional Treasury Portfolio

248,113.09 100.000 248,113.09 0.00 6.64 52.98 0.02

* * Sub Total * *

248,113.09 248,113.09 0.00 6.64 52.98 0.02

Cash Summary

Principal

Income

Invested Income

56,707.29

-56,707.29

0.00

* * Grand Total * *

3,264,159.07 3,738,622.42 474,463.35 75,844.39 2.03

LT Gain/Loss Fiscal YTD 22,420.04

ST Gain/Loss Fiscal YTD -556.12



GREENLEAF[®] TRUST

September 01, 2012 To September 30, 2012

Account Name : Co of Ottawa Retiree Hlth Ins Sec 115 Tr

Account No : 62380025

Account Summary

	Current	Year To Date
	September 1, 2012 To September 30, 2012	January 1, 2012 To September 30, 2012
<i>Beginning Market Value :</i>	\$ 3,679,805.75	\$ 3,526,643.14
<i>Receipts :</i>		
Cash Deposits :	0.00	0.00
Asset Deposits :	0.00	0.00
Total Receipts :	0.00	0.00
<i>Payments :</i>		
Disbursements :	0.00	-80,506.75
Withdrawals and Distributions :	0.00	0.00
Administrative Expenses :	-2,953.20	-26,564.21
Total Payments :	-2,953.20	-107,070.96
<i>Investment Income :</i>		
Tax Free Income :	0.00	0.00
Taxable Interest :	2,516.92	28,852.96
Dividends :	7,530.45	21,654.27
Return of Capital (Income Assets Only) :	0.00	0.00
Other Income :	0.00	0.00
Total Investment Income :	10,047.37	50,507.23
<i>Investment Change :</i>		
Total Investment Change :	51,722.50	268,543.01
<i>Ending Market Value :</i>	\$ 3,738,622.42	\$ 3,738,622.42



GREENLEAF[®] TRUST

September 01, 2012 To September 30, 2012

Account Name : Co of Ottawa Retiree Hlth Ins Sec 115 Tr

Account No : 62380025

Account Transactions

Date	Type	Description	Amount
<i>Starting Balance :</i>			
09/04/2012	Interest	Hewlett Packard Company 5.5000% 09/01/18	\$0.00
09/04/2012	Buy	Vanguard Short-Term Corporate Fund 4612.546 Shares 4612.546 Shares @ 10.84	275.00
09/04/2012	Buy	Columbia Acorn Fund CIZ 820.21 Shares 820.21 Shares @ 30.48	-50,000.00
09/04/2012	Buy	DWS Dremam Small Cap Value - S 701.066 Shares 701.066 Shares @ 35.66	-25,000.00
09/04/2012	Buy	Goldman Sachs Growth Opportunity Fund CII 1563.111 Shares 1563.111 Shares @ 25.59	-40,000.00
09/04/2012	Daily Factor - Interest	Northern Institutional Treasury Portfolio Interest From 08/01/2012 To 08/31/2012	3.78
09/04/2012	Daily Factor - Dividend	Vanguard Short-Term Corporate Fund Dividend From 08/01/2012 To 08/31/2012	45.00
09/06/2012	Sell	Vanguard Growth MFC 565 Shares @ 70.9918 Cost Basis Removed \$22,492.38	40,098.17
09/06/2012	Buy	Dominion Resources Inc 6.000% 11/30/17 25000 PV 25000 PV @ 120.336	-30,084.00
09/06/2012	Purchase Accrued Interest	Dominion Resources Inc 6.000% 11/30/17	-400.00
09/10/2012	Interest	Federal Home Loan Bank 2.2500% 09/08/17	562.50
09/17/2012	Interest	Astra Zeneca PLC 5.9000% 09/15/17	885.00

Transactions (1 col) - TRNNW

Page 10



GREENLEAF[®] TRUST

September 01, 2012 To September 30, 2012

Account Name : Co of Ottawa Retiree Hlth Ins Sec 115 Tr

Account No : 62380025

Account Transactions

Date	Type	Description	Amount
09/17/2012	Interest	FNMA 5.2500% 09/15/16	656.25
09/17/2012	Interest	Eli Lilly & Company 5.5000% 03/15/27	275.00
09/17/2012	Interest	Verizon VA Inc 4.6250% 03/15/13	231.25
09/19/2012	Dividend	Templeton Global Bond Fund Advisor CI 8504.112 Shares @ \$0.0427	363.13
09/21/2012	Buy	Snap-On Inc 4.250% 01/15/18 30000 PV 30000 PV @ 111.496	-33,448.80
09/21/2012	Purchase Accrued Interest	Snap-On Inc 4.250% 01/15/18	-233.75
09/24/2012	Buy	Campbell Soup Co 4.5000% 02/15/19 30000 PV 30000 PV @ 114.79	-34,437.00
09/24/2012	Purchase Accrued Interest	Campbell Soup Co 4.5000% 02/15/19	-146.24
09/24/2012	Market Fee	Market Value: 3,679,805.75	-2,953.20
09/27/2012	Dividend	Columbia Dividend Opportunity Fund CI Z 21670.224 Shares @ \$0.07653	1,658.42
09/28/2012	Dividend	Vanguard MSCI Emerging Markets ETF 1190 Shares @ \$0.525	624.75
09/28/2012	Dividend	Vanguard Growth MFC 4108 Shares @ \$0.248	1,018.78
09/28/2012	Dividend	Vanguard Index Trust Value MFC 5118 Shares @ \$0.388	1,985.78



GREENLEAF® TRUST

September 01, 2012 To September 30, 2012

Account Name : Co of Ottawa Retiree Hlth Ins Sec 115 Tr

Account No : 62380025

Account Transactions

Date	Type	Description	Amount
09/28/2012	Dividend	Wisdomtree Emerging Markets Small Cap 1125 Shares @ \$0.72258	812.90
09/28/2012	Dividend	Wisdomtree ETF Emerging Markets Equity Inc 1341 Shares @ \$0.78322	1,050.30
09/28/2012	Dividend	Sterling Capital Equity Income Fund CII 7185.204 Shares @ \$0.05282	379.52
		Net Cash Management	190,777.46
		Ending Balance :	\$ 0.00

Ottawa County, Michigan - OPEB Section 115 Trust

Greenleaf Trust

Portfolio Asset Allocation
From Monthly Statement

September 30, 2012

Asset	Market Values at 1/1/2012		Market Values at 9/30/2012		Transactions Impacting Market Value	Month to Date Impact	Year to Date Impact
	Dollar Amount	Percentage	Dollar Amount	Percentage			
		0.00%		0.00%			
		0.00%		0.00%			
Exchange Traded Fds- Equity	\$717,978.77	20.36%	\$771,158.93	20.63%	Receipts	\$0.00	
		0.00%		0.00%	Payments		
Mutual Fund - Equity	\$1,441,093.16	40.86%	\$1,512,432.35	40.45%	Disbursements	\$0.00	
		0.00%		0.00%	Withdrawals & Distributions	\$0.00	
Mutual Fund Equity - International	0	0.00%	\$24,639.97	0.66%	Administrative Expenses	(\$2,953.20)	
		0.00%		0.00%	Investment Income	\$10,047.37	
Global Real Estate	\$68,886.54	1.95%	\$80,229.86	2.15%			
		0.00%		0.00%	Investment Change (+/-)	\$51,722.50	
Corporate Bonds	\$448,544.82	12.72%	\$626,546.52	16.76%			
		0.00%		0.00%	MTD fee or income increase/decrease	\$58,816.67	
Certificate of Deposit - Local		0.00%		0.00%			
		0.00%		0.00%	YTD Fee or Income Increase / Decrease		\$0.00
Exchange Traded Fds - Fixed Inc	\$70,597.45	2.00%		0.00%			
		0.00%		0.00%			
Mutual Fund - Fixed Income	\$105,195.87	2.98%	\$188,900.40	5.05%			
		0.00%		0.00%			
US Government Notes & Bonds	\$15,692.58	0.44%	\$15,500.39	0.41%			
		0.00%		0.00%			
US Government Agency Bonds	\$423,024.43	12.00%	\$271,100.91	7.25%			
		0.00%		0.00%			
Money Market Funds - Taxable	\$235,629.52	6.68%	248113.09	6.64%			
		0.00%		0.00%			
		0.00%		0.00%			
		0.00%		0.00%			
TOTAL PORTFOLIO	\$3,526,643.14	100.00%	\$3,738,622.42	100.00%	Verify YTD Change		\$211,979.28
					YTD gross value change %		6.01%
PORTFOLIO ASSET ALLOCATION PARAMETERS							
		Current		Target			
	Equities	61.74%		65%			
	Total Fixed Income	31.62%		30%			
	Cash & Equivalents	6.64%		5%			
		100%		100%			

Ottawa County, Michigan - OPEB Section 115 Trust

Greenleaf Trust

2012 Year to Date Cash Flow

Report	Total		Withdrawals &	Administrative	Total	Interest &	Dividends &	Total	Cash Flow	Cash flow
Month	Receipts	Disbursements	Distributions	Expenses	Disbursements	Income	Other Income	Investment	Month	YTD
JAN	\$0.00	(\$3,526.64)	\$0.00	(\$2,851.10)	(\$6,377.74)	\$2,968.22	\$403.68	\$3,371.90	(\$3,005.84)	(\$3,005.84)
FEB	\$0.00	\$0.00	\$0.00	(\$2,937.94)	(\$2,937.94)	\$4,544.93	(\$571.70)	\$3,973.23	\$1,035.29	(\$1,970.55)
MAR	\$0.00	\$0.00	\$0.00	(\$3,006.27)	(\$3,006.27)	\$2,377.57	\$4,882.00	\$7,259.57	\$4,253.30	\$2,282.75
APR	\$0.00	(\$3,799.15)	\$0.00	(\$3,032.77)	(\$6,831.92)	\$1,380.31	\$966.69	\$2,347.00	(\$4,484.92)	(\$2,202.17)
MAY	\$0.00	\$0.00	\$0.00	(\$3,020.86)	(\$3,020.86)	\$4,964.90	\$257.80	\$5,222.70	\$2,201.84	(\$0.33)
JUN	\$0.00	\$0.00	\$0.00	(\$2,899.37)	(\$2,899.37)	\$2,467.25	\$7,431.88	\$9,899.13	\$6,999.76	\$6,999.43
JUL	\$0.00	(\$3,669.61)	(\$69,511.35)	(\$2,946.41)	(\$76,127.37)	\$3,374.46	\$753.47	\$4,127.93	(\$71,999.44)	(\$65,000.01)
AUG	\$0.00	\$0.00	\$0.00	(\$2,916.29)	(\$2,916.29)	\$4,258.40	\$0.00	\$4,258.40	\$1,342.11	(\$63,657.90)
SEP	\$0.00	\$0.00	\$0.00	(\$2,953.20)	(\$2,953.20)	\$2,516.92	\$7,530.45	\$10,047.37	\$7,094.17	(\$56,563.73)
OCT					\$0.00			\$0.00	\$0.00	
NOV					\$0.00			\$0.00	\$0.00	\$0.00
DEC					\$0.00			\$0.00	\$0.00	\$0.00
								\$50,507.23		

Action Request



Committee: Finance and Administration Committee

Meeting Date: 11/20/2012

Requesting Department: Equalization

Submitted By: Misty Cunningham

Agenda Item: Amended 2012 Apportionment Report

SUGGESTED MOTION:

To approve and forward to the Board of Commissioners the Amended 2012 Apportionment Report.

SUMMARY OF REQUEST:

Statute requires that Equalization amends the apportionment report for millages that are approved at the November election. The fire millage in Wright Township was approved, and the apportionment report is being amended accordingly.

These pages were amended: 3, 24, 37, 46, and 48

FINANCIAL INFORMATION:

Total Cost: \$0.00 General Fund Cost: \$0.00 Included in Budget: Yes No

If not included in budget, recommended funding source:

ACTION IS RELATED TO AN ACTIVITY WHICH IS:

Mandated Non-Mandated New Activity

ACTION IS RELATED TO STRATEGIC PLAN:

Goal: 1: To Maintain and Improve the Strong Financial Position of the County.

Objective: 2: Implement processes and strategies to address operational budget deficits with pro-active, balanced approaches.

ADMINISTRATION RECOMMENDATION: Recommended Not Recommended Without Recommendation

County Administrator:

Committee/Governing/Advisory Board Approval Date:

November 20, 2012

Notes to Finance and Administration Committee

Statute requires that we amend the apportionment report for millages that are approved at the November election. The fire millage in Wright Township was approved, and the apportionment report is being amended accordingly.

These pages were amended: 3, 24, 37, 46, and 48

2012 Ottawa County Apportionment Report

Amended November 27, 2012

Prepared By:
Ottawa County
Equalization Dept.





County of Ottawa

Equalization Department

Michael R. Galligan
Director
James J. Bush
Deputy Director

12220 Fillmore Street * Room 110 * West Olive Michigan 49460
email Director: mgalligan@miottawa.org

(616) 738-4826
Fax (616) 738-4009

November 27, 2012

Board of Commissioners
Ottawa County, Michigan

Ladies and Gentlemen:

The Ottawa County Equalization Department has prepared this report as authorized by the Finance and Administration Committee of the Ottawa County Board of Commissioners. This book presents an analysis of tax levies in Ottawa County as they relate to County, Townships, Village, Cities, Local School Districts, State Education Tax, Intermediate School Districts, Community Colleges, District Libraries and Authorities. Taxable valuation totals are those presented in April at the Equalization hearing minus the values attributed to Senior Citizen and Disabled Family Housing properties. For tax purposes those properties are considered as Payment in Lieu of Taxes property. The taxable valuations do not represent current taxable valuations after adjustments due to changes ordered by the July Board of Review, State Tax Commission, Michigan Tax Tribunal, and others.

The statutory responsibilities of the County Board of Commissioners in this matter are listed below:

THE GENERAL PROPERTY TAX ACT (EXCERPT)

Act 206 of 1893 211.37

Sec. 37.

The county board of commissioners, either at a session held not later than October 31 in each year or at a special meeting held for a local tax collecting unit that approves under section 44a(2) the accelerated collection in a summer property tax levy of a millage that had been previously billed and collected as in a preceding tax year as part of the winter property tax levy, shall ascertain and determine the amount of money to be raised for county purposes, and shall apportion the amount and also the amount of the state tax and indebtedness of the county to the state among the several townships in the county in proportion to the valuation of the taxable real and personal property as determined by the board, or as determined by the state tax commission upon appeal in the manner provided by law for that year, which determination and apportionment shall be entered at large on county records. The board, at a session held not later than October 31 in each year, shall also examine all certificates, statements, papers, and records submitted to it, showing the money to be raised in the several townships for school, highway, drain, township, and other purposes. It shall hear and consider all objections made to raising that money by any taxpayer affected. If it appears to the board that any certificate, statement, paper, or record is not properly certified or is in any way defective, or that any proceeding to authorize the raising of the money has not been had or is in any way imperfect, the board shall verify the same, and if the certificate, statement, paper, record, or proceeding can then be corrected, supplied, or had, the board shall authorize and require the defects or omissions of proceedings to be corrected, supplied, or had. The board may refer any or all the certificates, statements, papers, records, and proceedings to the prosecuting attorney, who shall investigate and without delay report in writing his or her opinion to the board. The board shall direct that the money proposed to be raised for township, school, highway, drain, and all other purposes authorized by law shall be spread upon the assessment roll of the proper townships, wards, and cities. This action and direction shall be entered in full upon the records of the proceedings of the board and shall be final as to the levy and assessment of all the taxes, except if there is a change made in the equalization of any county by the state tax commission upon appeal in the manner provided by law. The direction for spread of taxes shall be expressed in terms of millages to be spread against the taxable values of properties and shall not direct the raising of any specific amount of money. This section does not apply when section 36(2) applies and shall not prevent the township clerk from providing a certification to the county clerk pursuant to section 36(1). If a certification is provided pursuant to section 36(1), the county board of commissioners shall meet and direct or amend its direction for the spread of millages by local units in the county pursuant to the certification.

Respectfully submitted,



Michael R. Galligan, Director
Ottawa County Equalization Department

As required by statute this report is being amended to include Wright Township's fire millage as approved at the November 6, 2012 election

OTTAWA COUNTY 2012 APPORTIONMENT REPORT

Statement showing taxable valuations, mills and taxes apportioned by the Board of Commissioners of Ottawa County, Michigan for the year of 2012.

TABLE OF CONTENTS

Statement Showing Taxable Valuations and Mills Apportioned by the County Board of Commissioners of the County of Ottawa for the Year 2012 Pages..... 2-6

2012 ad valorem taxes by individual government unit.....

Allendale Charter Township	Page.....	9
Blendon Township	Page.....	10
Chester Township	Page.....	11
Crockery Township	Page.....	12
Georgetown Charter Township	Page.....	13
Grand Haven Charter Township	Page.....	14
Holland Charter Township	Page.....	15
Jamestown Charter Township	Page.....	16
Olive Township	Page.....	17
Park Township	Page.....	18
Polkton Charter Township	Page.....	19
Port Sheldon Township	Page.....	20
Robinson Township	Page.....	21
Spring Lake Township & Village	Page.....	22
Tallmadge Charter Township	Page.....	23
Wright Township	Page.....	24
Zeeland Charter Township	Page.....	25
Coopersville City	Page.....	26
Ferrysburg City	Page.....	27
Grand Haven City	Page.....	28
Holland City	Page.....	29
Hudsonville City	Page.....	30
Zeeland City	Page.....	31

Combined 2012 ad valorem certified tax rates..... Pages..... 33-38

2012 ad valorem tax dollars for School Districts, State Education tax, Intermediate Schools, Community College, Libraries & Authorities Pages..... 41-45

Tabulation of estimated 2012 tax dollars summarized by individual taxing entity Page..... 46

2012 county tax levy review..... Page..... 47

Explanation of Renaissance Zones and Revenues Decreased by Renaissance Zones Appendix A... 48

Cover Photo by Ed Post : Pedestrian Bridge Over the Pigeon River at Hemlock Crossing County Park

Certification Statement

I hereby certify that this Statement Showing Mills Apportioned by the County Board of Commissioners and submitted to the State Tax Commission is a true statement of all ad valorem millages apportioned by the County Board of Commissioners of the

County of Ottawa for the year 2012

Michael R. Galligan, Ottawa County Equalization Director

NOTARIZATION

_____ *Notary Public*

_____ *County, Michigan*

STATE OF MICHIGAN

County of _____ } ss

Subscribed before me this _____ day of

_____, *year* _____

My commission expires _____, _____

**Statement Showing Mills Apportioned by the County Board of Commissioners
of the County of OTTAWA for the Year 2012**

(A) County Name	(B) Taxable Value*	(C) County Allocated Rate / SET	(D) Est. County Allocated / SET Tax Dollars	(E) Total County Extra Voted Operating Rate	(F) Est. County EV Oper. Tax Dollars	(G) Total County Debt Rate	(H) Est. County Debt Tax Dollars	(I) Total Est. County Tax Dollars	(BB) Taxable Value of RenZone
OTTAWA	\$9,275,254,117	3.6000	\$ 33,390,914.82	0.7565	\$ 7,016,729.74	0.0000	\$ -	\$ 40,407,644.56	\$36,844,467
STATE ED. TAX	\$9,001,097,850	6.0000	\$ 54,006,587.10						\$15,392,493
*Sections (B) and (K) Exclude Renaissance Zone Taxable Value									
(J) Local Unit Name Townships Cities Villages Listed Alphabetically	(K) Taxable Value*	(L) Total Allocated / Charter Rate	(M) Est. Local Allocated / Charter Tax Dollars	(N) Total Other Extra Voted / General Law Operating Rate	(O) Est. Local EV / GL Oper Tax Dollars	(P) Total Debt Rate	(Q) Est. Local Debt Tax Dollars	(R) Total Est. Local Tax Dollars	(KK) Taxable Value of RenZone
ALLENDALE TWP.	\$377,227,329	2.7422	\$ 1,034,432.78	0.0000	\$ -	0.0000	\$ -	\$ 1,034,432.78	\$2,051,094
BLENDON TWP.	\$207,862,575	0.9600	\$ 199,548.07	1.7656	\$ 367,002.16	0.0000	\$ -	\$ 566,550.23	
CHESTER TWP.	\$76,309,098	0.9583	\$ 73,127.01	3.1125	\$ 237,512.07	0.0000	\$ -	\$ 310,639.08	
CROCKERY TWP.	\$128,338,510	0.8991	\$ 115,389.15	1.9606	\$ 251,620.48	0.0000	\$ -	\$ 367,009.64	
GEORGETOWN TWP.	\$1,342,957,114	2.2500	\$ 3,021,653.51	0.0000	\$ -	0.0000	\$ -	\$ 3,021,653.51	
GRAND HAVEN TWP.	\$645,264,877	0.9171	\$ 591,772.42	3.5400	\$ 2,284,237.66	0.3000	\$ 193,692.95	\$ 3,069,703.04	\$378,300
HOLLAND TWP.	\$1,052,516,501	3.4479	\$ 3,628,971.64	2.6521	\$ 2,791,379.01	0.0000	\$ -	\$ 6,420,350.66	\$18,560,900
JAMESTOWN TWP.	\$272,512,992	0.8950	\$ 243,899.13	3.4362	\$ 936,409.14	0.0000	\$ -	\$ 1,180,308.27	
OLIVE TWP.	\$143,628,943	0.9784	\$ 140,526.56	4.0000	\$ 574,515.77	0.0000	\$ -	\$ 715,042.33	
PARK TWP.	\$879,517,353	0.9439	\$ 830,176.43	2.9421	\$ 2,587,628.00	0.0000	\$ -	\$ 3,417,804.43	
POLKTON TWP.	\$97,973,949	0.9569	\$ 93,751.27	3.2500	\$ 318,415.33	0.0000	\$ -	\$ 412,166.61	
PORT SHELDON TWP.	\$644,255,543	1.0000	\$ 644,255.54	0.4500	\$ 289,914.99	0.0000	\$ -	\$ 934,170.54	
ROBINSON TWP.	\$193,074,769	0.9047	\$ 174,674.74	2.5753	\$ 497,225.45	0.0000	\$ -	\$ 671,900.20	
SPRING LAKE TWP.	\$662,240,060	0.9655	\$ 639,392.78	0.9643	\$ 638,598.09	0.0000	\$ -	\$ 1,277,990.87	\$481,000
TALLMADGE TWP.	\$256,707,957	0.9542	\$ 244,950.73	1.2500	\$ 320,884.95	0.0000	\$ -	\$ 565,835.68	\$6,181,689
WRIGHT TWP.	\$104,905,953	1.0059	\$ 105,524.90	1.0500	\$ 110,151.25	0.0000	\$ -	\$ 215,676.15	\$1,575,872
ZEELAND TWP.	\$320,304,115	3.2500	\$ 1,040,988.37	3.5000	\$ 1,121,084.40	0.0000	\$ -	\$ 2,162,052.78	\$3,157,659
COOPERSVILLE CITY	\$93,188,903	13.0000	\$ 1,211,455.74	0.2500	\$ 23,297.23	0.6091	\$ 57,565.41	\$ 1,292,318.37	\$1,320,053
FERRYSBURG CITY	\$155,410,916	8.3576	\$ 1,298,862.27	0.9813	\$ 152,504.73	0.1000	\$ 15,541.09	\$ 1,466,908.10	
GRAND HAVEN CITY	\$522,667,309	11.2314	\$ 5,870,285.61	1.8751	\$ 980,053.47	1.0000	\$ 522,667.31	\$ 7,373,006.39	
HOLLAND CITY	\$621,312,498	13.7364	\$ 8,534,597.00	1.3721	\$ 852,502.88	0.0000	\$ -	\$ 9,387,099.88	\$2,734,900
HUDSONVILLE CITY	\$203,925,295	10.7303	\$ 2,188,179.59	0.0000	\$ -	0.5000	\$ 102,164.15	\$ 2,290,343.74	\$403,000
ZEELAND CITY	\$273,151,558	10.7854	\$ 2,946,048.81	0.1000	\$ 27,315.16	0.3500	\$ 95,603.05	\$ 3,068,967.01	
SPRING LAKE VLG	\$110,516,809	9.9012	\$ 1,094,249.03	0.9898	\$ 109,389.54	0.7709	\$ 85,197.41	\$ 1,288,835.97	

Statement Showing Mills Apportioned by the County Board of Commissioners of the County of OTTAWA for the Year 2012

Pg 2

Local K12 School District

(A) Local K12 School District Name	(B) Total Taxable Value*	(C) Total NonHomestead Taxable Value*	(D) Total Commercial Personal Taxable Value*	(E) HH / Supplemental Rate	(F) Est. HH / Supplemental Tax Dollars	(G) Non Homestead Operating Rate	(H) Est. NH Operating Tax Dollars	(I) Total Debt / Sinking Fund / Bldg Site Rate	(J) Est. Debt / Sinking Fund / Bldg Site Tax Dollars	(K) Total Recreational Rate	(L) Est. Recreational Tax Dollars	(M) Total Est. Local K12 School Tax Dollars	(BB) Total Rezoning Taxable Value
*Sections (B), (C) and (D) Exclude Renaissance Zone Taxable Value													
ALLENDALE	\$377,080,236	\$133,772,966	\$10,452,200	0.0000	\$ -	18.0000	2,470,626.69	8.5000	\$ 3,256,738.12	0.0000	\$ -	\$ 5,727,364.71	\$2,051,094
COOPERSVILLE	\$376,299,970	\$67,296,970	\$5,146,143	0.0000	\$ -	18.0000	1,242,222.32	8.6000	\$ 3,281,517.60	0.0000	\$ -	\$ 4,533,739.92	\$1,220,053
FRUITPORT	\$81,981,945	\$20,622,174	\$21,700	0.0000	\$ -	18.0000	377,629.33	3.0000	\$ 245,945.84	0.0000	\$ -	\$ 623,875.17	\$ -
GRAND HAVEN	\$2,063,031,009	\$931,049,665	\$28,615,850	0.0000	\$ -	18.0000	16,931,792.67	3.4600	\$ 7,193,386.21	0.0000	\$ -	\$ 24,071,188.88	\$375,300
GRANDVILLE	\$160,679,955	\$36,941,721	\$1,361,549	0.0000	\$ -	18.0000	673,119.07	4.6000	\$ 766,298.53	0.0000	\$ -	\$ 1,439,417.60	\$5,907,082
HOLLAND	\$752,749,730	\$319,161,837	\$29,046,100	0.0000	\$ -	18.0000	5,919,189.67	7.8000	\$ 5,915,444.65	0.0000	\$ -	\$ 11,834,634.32	\$2,734,900
HUDSONVILLE	\$1,165,797,451	\$216,070,213	\$14,818,900	0.0000	\$ -	18.0000	3,978,177.23	8.0000	\$ 9,313,603.61	0.0000	\$ -	\$ 13,291,780.84	\$409,000
JENISON	\$749,742,420	\$146,383,391	\$12,568,800	0.0000	\$ -	18.0000	2,710,253.84	8.5000	\$ 6,372,810.57	0.0000	\$ -	\$ 9,085,064.41	\$ -
KENOWA HILLS	\$64,399,963	\$19,047,455	\$2,246,160	0.0000	\$ -	18.0000	356,331.15	2.9700	\$ 256,163.81	0.0000	\$ -	\$ 612,494.96	\$1,850,479
KENT CITY	\$6,138,180	\$57,545	\$22,300	0.0000	\$ -	18.0000	10,491.95	9.2500	\$ 56,778.17	0.0000	\$ -	\$ 67,270.12	\$ -
RAVENNA	\$19,910,528	\$2,306,096	\$32,700	0.0000	\$ -	18.0000	41,705.93	7.0000	\$ 139,373.70	0.0000	\$ -	\$ 181,079.62	\$ -
SPARTA	\$32,605,155	\$8,537,667	\$340,400	0.0000	\$ -	18.0000	155,720.41	6.8052	\$ 221,884.60	0.0000	\$ -	\$ 377,605.01	\$ -
SPRING LAKE	\$694,912,079	\$144,262,729	\$6,310,676	0.0000	\$ -	18.0000	2,634,593.18	6.4310	\$ 3,828,972.89	0.0000	\$ -	\$ 6,463,566.07	\$481,000
WEST OTTAWA	\$1,761,771,203	\$585,559,891	\$38,460,790	0.0000	\$ -	18.0000	10,770,842.72	8.0500	\$ 14,331,673.43	0.0000	\$ -	\$ 25,102,516.15	\$18,560,900
ZEELAND	\$1,050,154,739	\$281,095,001	\$17,830,500	0.0000	\$ -	18.0000	5,166,693.02	7.8300	\$ 8,247,436.08	0.4000	\$ 420,061.90	\$ 13,834,190.99	\$3,157,659

Statement Showing Mills Apportioned by the County Board of Commissioners
of the County of OTTAWA for the Year 2012

(A) Authority (Dist. Libraries, DDAs, Transit, Metro, Fire, etc.)	(B) Taxable Value*	(C) Total Operating Rate	(D) Est. Authority Oper. Tax Dollars	(E) Total Debt Rate	(F) Est. Authority Debt Tax Dollars	(G) Est. Total Authority Tax Dollars	(BB) RenZone Taxable Value
TRANSIT - MAX	\$1,673,828,999	0.4000	\$ 669,531.60	0.0000	\$ -	\$ 669,531.60	\$21,295,800
DIST. LIBRARY - COOPERSVILLE (AKA/NE OTTAWA)	\$372,377,903	0.5881	\$ 218,995.44	0.0000	\$ -	\$ 218,995.44	\$2,895,925
DIST. LIBRARY - LOUITIT	\$1,979,693,568	0.9788	\$ 1,937,724.06	0.1200	\$ 237,608.62	\$ 2,175,332.69	\$378,300
DIST. LIBRARY - SPRING LAKE	\$662,240,060	1.7335	\$ 1,147,993.14	0.5000	\$ 331,360.53	\$ 1,479,353.67	\$481,000
HOLLAND POOL	\$752,749,730	0.8500	\$ 639,837.27	0.7200	\$ 543,948.93	\$ 1,183,786.20	\$2,734,900
GRAND HAVEN DDA	\$42,834,011	1.8448	\$ 79,020.18	0.0000	\$ -	\$ 79,020.18	
HOLLAND DDA	\$96,290,719	1.8333	\$ 176,529.78	0.0000	\$ -	\$ 176,529.78	
HUDSONVILLE DDA	\$14,177,725	1.0000	\$ 14,177.73	0.0000	\$ -	\$ 14,177.73	

2012 Ad Valorem

Taxes

by

Individual Government Unit

Allendale Charter Township

2012 Ad Valorem Taxes

Taxing Entity	Name	Item of Tax	2012 Taxable Valuation	Amount of Tax Mills	Total Tax Mills	Estimate of Tax Dollars	Total Est. Tax Dollars	
County	Ottawa	Operating	377,227,329	3.6000	4.3565	1,358,018	1,643,390	
		E-911	377,227,329	0.4400		165,980		
		Parks	377,227,329	0.3165		119,392		
Township	Allendale	Operating	377,227,329	2.7422	2.7422	1,034,432	1,034,432	
School District	Allendale	Operating	133,772,966	18.0000	8.5900	2,407,913	5,727,364	
		Operating- Com. Pers.	10,452,200	6.0000		62,713		
		* Debt - All	379,131,330	8.5900		3,256,738		
		TOTAL PRE		228,427,570				1,962,192
		TOTAL Non-PRE, Non Ren Zone		133,772,966				3,557,025
		TOTAL Commercial Personal		10,452,200				152,497
		TOTAL Industrial Personal, Non Ren Zone		4,427,500				38,032
		TOTAL Renaissance Zone		2,051,094				17,618
		TOTAL COMBINED		379,131,330				
		School District	Hudsonville	Operating		0		18.0000
Operating- Com. Pers.	0			6.0000	0			
Debt - All	147,093			7.0000	1,029			
Building & Site - All	147,093			1.0000	147			
TOTAL PRE				147,093		1,176		
TOTAL Non-PRE				0		0		
TOTAL Commercial Personal		0		0				
TOTAL COMBINED		147,093						
Interm. School	Ottawa	Operating	377,227,329		5.5234		2,083,577	
State Education	Michigan	Operating	372,799,829		6.0000		2,236,798	

Totals for Taxable Status by School District	Summer	Winter	Total
Allendale School District [Non-PRE]	41.7134	3.4987	45.2121
Allendale School District [PRE]	23.7134	3.4987	27.2121
Allendale School District [Com. Personal]	29.7134	3.4987	33.2121
Allendale School District [Ind. Personal]	17.7134	3.4987	21.2121
Allendale School District [Ren. Zone]	8.5900		8.5900
Hudsonville School District [Non-PRE]	28.1234	16.4987	44.6221
Hudsonville School District [PRE]	19.1234	7.4987	26.6221
Hudsonville School District [Com. Personal]	22.1234	10.4987	32.6221
Hudsonville School District [Ind. Personal]	13.1234	7.4987	20.6221

Total: 12,726,737

* Includes Renaissance Zone. For an explanation of Renaissance Zones see Appendix A.

NOTE: Industrial Personal Property is exempt from the 6 mills of State Education Tax, and up to 18 mills of Local School District Operating millage. Commercial Personal Property is exempt from up to 12 mills of Local School Operating millage.

Blendon Township

2012 Ad Valorem Taxes

Taxing Entity	Name	Item of Tax	2012 Taxable Valuation	Amount of Tax Mills	Total Tax Mills	Estimate of Tax Dollars	Total Est. Tax Dollars	
County	Ottawa	Operating	207,862,575	3.6000	4.3565	748,305	905,552	
		E-911	207,862,575	0.4400		91,459		
		Parks	207,862,575	0.3165		65,788		
Township	Blendon	Operating	207,862,575	0.9600	2.7256	199,548	566,549	
		Safety Serv	207,862,575	1.4656		304,643		
		Library	207,862,575	0.3000		62,358		
School District	Hudsonville	Operating	13,497,592	18.0000	8.0000	242,956	1,273,561	
		Operating- Com. Pers.	370,600	6.0000		2,223		
		Debt	128,547,971	7.0000		899,835		
		Bldg&Site - All	128,547,971	1.0000		128,547		
		TOTAL PRE		114,679,779				917,436
		TOTAL Non-PRE		13,497,592				350,937
		TOTAL Commercial Personal		370,600				5,188
		TOTAL Industrial Personal		0				0
TOTAL COMBINED		128,547,971						
School District	Zeeland	Operating	7,660,142	18.0000	8.2300	137,882	792,670	
		Operating-Comm. Pers	338,600	6.0000		2,031		
		Debt	79,314,604	6.8300		541,718		
		Bldg& Site	79,314,604	1.0000		79,314		
		Recreation	79,314,604	0.4000		31,725		
		TOTAL PRE		70,559,462				580,702
		TOTAL Non-PRE		7,660,142				200,925
		TOTAL Commercial Personal		338,600				4,818
TOTAL Industrial Personal		756,400		6,225				
TOTAL COMBINED		79,314,604						
Interm. School	Ottawa	Operating	207,862,575		5.5234		1,148,108	
State Education	Michigan	Operating	207,106,175		6.0000		1,242,637	

Totals for Taxable Status by School District	Summer	Winter	Total
Hudsonville School District [Non-PRE]	28.1234	16.4821	44.6055
Hudsonville School District [PRE]	19.1234	7.4821	26.6055
Hudsonville School District [Com. Personal]	22.1234	10.4821	32.6055
Hudsonville School District [Ind. Personal]	13.1234	7.4821	20.6055
Zeeland School District [Non-PRE]	28.2384	16.5971	44.8355
Zeeland School District [PRE]	19.2384	7.5971	26.8355
Zeeland School District [Com. Personal]	22.2384	10.5971	32.8355
Zeeland School District [Ind. Personal]	13.2384	7.5971	20.8355

Total: 5,929,077

NOTE: Industrial Personal Property is exempt from the 6 mills of State Education Tax, and up to 18 mills of Local School District Operating millage. Commercial Personal Property is exempt from up to 12 mills of Local School Operating millage.

Chester Township

2012 Ad Valorem Taxes

Taxing Entity	Name	Item of Tax	2012 Taxable Valuation	Amount of Tax Mills	Total Tax Mills	Estimate of Tax Dollars	Total Est. Tax Dollars
County	Ottawa	Operating	76,309,098	3.6000	4.3565	274,712	332,439
		E-911	76,309,098	0.4400		33,576	
		Parks	76,309,098	0.3165		24,151	
Township	Chester	Operating	76,309,098	0.9583	4.0708	73,127	310,637
		Roads	76,309,098	1.4875		113,509	
		Fire	76,309,098	1.5000		114,463	
		Aging Council	76,309,098	0.1250		9,538	
Library District	Coopersville	Operating	76,309,098		0.5881		44,877
School District	Coopersville	Operating	2,354,843	18.0000		42,387	217,727
		Operating- Com. Pers.	104,900	6.0000		629	
		Debt	20,104,869	8.6900		174,711	
		TOTAL PRE	17,596,926		8.6900	152,919	
		TOTAL Non-PRE	2,354,843		26.6900	62,850	
		TOTAL Commercial Personal	104,900		14.6900	1,540	
		TOTAL Industrial Personal	48,200		8.6900	418	
TOTAL COMBINED	20,104,869						
School District	Sparta	Operating	8,138,426	18.0000		146,491	353,694
		Operating- Com. Pers.	331,500	6.0000		1,989	
		Debt	30,155,521	5.9500		179,425	
		Bldg&Site - All	30,155,521	0.8552		25,789	
		TOTAL PRE	21,598,895		6.8052	146,984	
		TOTAL Non-PRE	8,138,426		24.8052	201,876	
		TOTAL Commercial Personal	331,500		12.8052	4,244	
TOTAL Industrial Personal	86,700		6.8052	590			
TOTAL COMBINED	30,155,521						
School District	Kent City	Operating	575,453	18.0000		10,358	67,268
		Operating- Com. Pers.	22,300	6.0000		133	
		Debt	6,138,180	8.2500		50,639	
		Bldg&Site - All	6,138,180	1.0000		6,138	
		TOTAL PRE	5,540,427		9.2500	51,247	
		TOTAL Non-PRE	575,453		27.2500	15,681	
		TOTAL Commercial Personal	22,300		15.2500	340	
TOTAL Industrial Personal	0		9.2500	0			
TOTAL COMBINED	6,138,180						
School District	Ravenna	Operating	2,306,096	18.0000		41,509	181,078
		Operating- Com. Pers.	32,700	6.0000		196	
		Debt	19,910,528	7.0000		139,373	
		TOTAL PRE	17,551,932		7.0000	122,863	
		TOTAL Non-PRE	2,306,096		25.0000	57,652	
		TOTAL Commercial Personal	32,700		13.0000	425	
		TOTAL Industrial Personal	19,800		7.0000	138	
TOTAL COMBINED	19,910,528						
Interm. School	Ottawa	Operating	20,104,869		5.5234		111,047
Interm. School	Kent	Operating	36,293,701		4.6903		170,228
Interm. School	Muskegon	Operating	19,910,528		3.7580		74,823
Comm. College	Grand Rapids	Operating	36,293,701		1.7865		64,838
State Education	Michigan	Operating	76,154,398		6.0000		456,926

Totals for Taxable Status by School District	Summer	Winter	Total
Coopersville School District [Non-PRE]	9.6000	37.6288	47.2288
Coopersville School District [PRE]	9.6000	19.6288	29.2288
Coopersville School District [Com. Personal]	9.6000	25.6288	35.2288
Coopersville School District [Ind. Personal]	3.6000	19.6288	23.2288
Sparta School District [Non-PRE]	28.4794	17.8180	46.2974
Sparta School District [PRE]	19.4794	8.8180	28.2974
Sparta School District [Com. Personal]	22.4794	11.8180	34.2974
Sparta School District [Ind. Personal]	13.4794	8.8180	22.2974
Kent City School District [Non-PRE]	29.7018	19.0404	48.7422
Kent City School District [PRE]	20.7018	10.0404	30.7422
Kent City School District [Com. Personal]	23.7018	13.0404	36.7422
Kent City School District [Ind. Personal]	14.7018	10.0404	24.7422
Ravenna School District [Non-PRE]	9.6000	34.1734	43.7734
Ravenna School District [PRE]	9.6000	16.1734	25.7734
Ravenna School District [Com. Personal]	9.6000	22.1734	31.7734
Ravenna School District [Ind. Personal]	3.6000	16.1734	19.7734

Total: 2,385,582

NOTE:
Industrial Personal Property is exempt from the 6 mills State Education Tax and up to 18 mills of Local School District operating millage. Commercial Personal Property is exempt from up to 12 mills of Local School District operating millage.

Crockery Township

2012 Ad Valorem Taxes

Taxing Entity	Name	Item of Tax	2012 Taxable Valuation	Amount of Tax Mills	Total Tax Mills	Estimate of Tax Dollars	Total Est. Tax Dollars
County	Ottawa	Operating	128,338,510	3.6000	4.3565	462,018	559,105
		E-911	128,338,510	0.4400		56,468	
		Parks	128,338,510	0.3165		40,619	
Township	Crockery	Operating	128,338,510	0.8991	2.8597	115,389	367,008
		Fire	128,338,510	1.3806		177,184	
		Roads	128,338,510	0.3300		42,351	
		Twp Hall Maintenance	128,338,510	0.2500		32,084	
School District	Spring Lake	Operating	18,341,811	18.0000		330,152	884,952
		Operating- Com. Pers.	2,514,400	6.0000		15,086	
		Debt	83,923,817	6.4310		539,714	
		TOTAL PRE	62,113,306	6.4310		399,451	
		TOTAL Non-PRE	18,341,811	24.4310		448,108	
		TOTAL Commercial Personal	2,514,400	12.4310		31,256	
		TOTAL Industrial Personal	954,300	6.4310		6,137	
TOTAL COMBINED	83,923,817						
School District	Coopersville	Operating	900	18.0000		16	1,852
		Operating-Comm. Pers	0	6.0000		0	
		Debt	211,347	8.6900		1,836	
		TOTAL PRE	210,447	8.6900		1,828	
		TOTAL Non-PRE	900	26.6900		24	
		TOTAL Commercial Personal	0	14.6900		0	
		TOTAL Industrial Personal	0	8.6900		0	
TOTAL COMBINED	211,347						
School District	Fruitport	Operating	8,499,033	18.0000		152,982	285,725
		Operating-Comm. Pers	22,300	6.0000		133	
		Debt	44,203,346	3.0000		132,610	
		TOTAL PRE	35,682,013	3.0000		107,046	
		TOTAL Non-PRE	8,499,033	21.0000		178,479	
		TOTAL Commercial Personal	22,300	9.0000		200	
		TOTAL Industrial Personal	0	3.0000		0	
TOTAL COMBINED	44,203,346						
Interm. School	Ottawa	Operating	84,135,164	5.5234			464,712
Interm. School	Muskegon	Operating	44,203,346	3.7580			166,116
State Education	Michigan	Operating	127,384,210		6.0000		764,305

Totals for Taxable Status by School District		Summer	Winter	Total
Spring Lake School District	[Non-PRE]	39.5544	3.6162	43.1706
Spring Lake School District	[PRE]	21.5544	3.6162	25.1706
Spring Lake School District	[Com. Personal]	27.5544	3.6162	31.1706
Spring Lake School District	[Ind. Personal]	15.5544	3.6162	19.1706
Coopersville School District	[Non-PRE]	9.6000	35.8296	45.4296
Coopersville School District	[PRE]	9.6000	17.8296	27.4296
Coopersville School District	[Com. Personal]	9.6000	23.8296	33.4296
Coopersville School District	[Ind. Personal]	3.6000	17.8296	21.4296
Fruitport School District	[Non-PRE]	34.3580	3.6162	37.9742
Fruitport School District	[PRE]	16.3580	3.6162	19.9742
Fruitport School District	[Com. Personal]	22.3580	3.6162	25.9742
Fruitport School District	[Ind. Personal]	10.3580	3.6162	13.9742

Total: **3,493,775**

NOTE: Industrial Personal Property is exempt from the 6 mills of State Education Tax, and up to 18 mills of Local School District Operating millage. Commercial Personal Property is exempt from up to 12 mills of Local School Operating millage.

Georgetown Charter Township

2012 Ad Valorem Taxes

Taxing Entity	Name	Item of Tax	2012 Taxable Valuation	Amount of Tax Mills	Total Tax Mills	Estimate of Tax Dollars	Total Est. Tax Dollars
County	Ottawa	Operating	1,342,957,114	3.6000	4.3565	4,834,645	5,850,591
		E-911	1,342,957,114	0.4400		590,901	
		Parks	1,342,957,114	0.3165		425,045	
Township	Georgetown	Operating	1,342,957,114	2.2500	2.2500	3,021,653	3,021,653
School District	Jenison	Operating	146,383,391	18.0000		2,634,901	9,083,063
		Operating- Com. Pers.	12,558,800	6.0000		75,352	
		Debt	749,742,420	8.5000		6,372,810	
		TOTAL PRE	588,309,229		8.5000	5,000,629	
		TOTAL Non-PRE	146,383,391		26.5000	3,879,159	
		TOTAL Commercial Personal	12,558,800		14.5000	182,102	
		TOTAL Industrial Personal	2,491,000		8.5000	21,173	
TOTAL COMBINED	749,742,420						
School District	Hudsonville	Operating	85,567,566	18.0000		1,540,216	6,021,385
		Operating-Comm. Pers	4,670,400	6.0000		28,022	
		Debt	556,643,530	7.0000		3,896,504	
		Bldg & Site	556,643,530	1.0000		556,643	
		TOTAL PRE	465,736,664		8.0000	3,725,893	
		TOTAL Non-PRE	85,567,566		26.0000	2,224,756	
		TOTAL Commercial Personal	4,670,400		14.0000	65,385	
TOTAL Industrial Personal	668,900		8.0000	5,351			
TOTAL COMBINED	556,643,530						
School District	Grandville	Operating	2,026,629	18.0000		36,479	205,690
		Operating-Comm. Pers	164,300	6.0000		985	
		Debt	36,571,164	3.2000		117,027	
		Bldg & Site	36,571,164	1.4000		51,199	
		TOTAL PRE	34,380,235		4.6000	158,148	
		TOTAL Non-PRE	2,026,629		22.6000	45,801	
		TOTAL Commercial Personal	164,300		10.6000	1,741	
TOTAL Industrial Personal	0		4.6000	0			
TOTAL COMBINED	36,571,164						
Interm. School	Ottawa	Operating	1,306,385,950	5.5234			7,215,692
Interm. School	Kent	Operating	36,571,164	4.6903			171,529
Comm. College	Grand Rapids	Operating	36,571,164		1.7865		65,334
State Education	Michigan	Operating	1,339,797,214		6.0000		8,038,783

Totals for Taxable Status by School District	Summer	Winter	Total	Total:
Jenison School District [Non-PRE]	41.6234	3.0065	44.6299	39,673,720
Jenison School District [PRE]	23.6234	3.0065	26.6299	
Jenison School District [Com. Personal]	29.6234	3.0065	32.6299	
Jenison School District [Ind. Personal]	17.6234	3.0065	20.6299	
Hudsonville School District [Non-PRE]	28.1234	16.0065	44.1299	
Hudsonville School District [PRE]	19.1234	7.0065	26.1299	
Hudsonville School District [Com. Personal]	22.1234	10.0065	32.1299	
Hudsonville School District [Ind. Personal]	13.1234	7.0065	20.1299	
Grandville School District [Non-PRE]	38.6768	3.0065	41.6833	
Grandville School District [PRE]	20.6768	3.0065	23.6833	
Grandville School District [Com. Personal]	26.6768	3.0065	29.6833	
Grandville School District [Ind. Personal]	14.6768	3.0065	17.6833	

NOTE: Industrial Personal Property is exempt from the 6 mills of State Education Tax, and up to 18 mills of Local School District Operating millage. Commercial Personal Property is exempt from up to 12 mills of Local School Operating millage.

Grand Haven Charter Township

2012 Ad Valorem Taxes

Taxing Entity	Name	Item of Tax	2012 Taxable Valuation	Amount of Tax Mills	Total Tax Mills	Estimate of Tax Dollars	Total Est. Tax Dollars	
County	Ottawa	Operating	645,264,877	3.6000	4.3565	2,322,953	2,811,095	
		E-911	645,264,877	0.4400		283,916		
		Parks	645,264,877	0.3165		204,226		
Township	Grand Haven	Operating	645,264,877	0.9171	4.7571	591,772	3,069,700	
		Fire Operating	645,264,877	1.5000		967,897		
		Museum	645,264,877	0.2500		161,316		
		Aging Counc	645,264,877	0.2500		161,316		
		* Water Debt	645,643,177	0.3000		193,692		
		Transportation	645,264,877	0.9500		613,001		
		Fire Apparatus	645,264,877	0.5900		380,706		
Library District	Loutit	Operating	645,264,877	0.9788	1.0988	631,585	709,062	
		* Debt	645,643,177	0.1200		77,477		
School District	Grand Haven	Operating	161,488,782	18.0000		2,906,798	5,188,180	
		Operating- Com. Pers.	7,909,500	6.0000		47,457		
		* Debt	645,643,177	3.4600		2,233,925		
		TOTAL PRE		458,324,695		3.4600		1,585,803
		TOTAL Non-PRE		161,488,782		21.4600		3,465,552
		TOTAL Commercial Personal		7,909,500		9.4600		74,823
		TOTAL Industrial Personal		17,541,900		3.4600		60,694
TOTAL Renaissance Zone		378,300		3.4600	1,308			
TOTAL COMBINED		645,643,177						
Interm. School	Ottawa	Operating	645,264,877		5.5234		3,564,056	
State Education	Michigan	Operating	627,722,977		6.0000		3,766,337	

Totals for Taxable Status by School District			Summer	Winter	Total
Grand Haven School District	[Non-PRE]		25.8534	17.3424	43.1958
Grand Haven School District	[PRE]		16.8534	8.3424	25.1958
Grand Haven School District	[Com. Personal]		19.8534	11.3424	31.1958
Grand Haven School District	[Ind. Personal]		10.8534	8.3424	19.1958
Grand Haven School District	[Ren. Zone]		1.7300	2.1500	3.8800

Total: 19,108,430

* Includes Renaissance Zone. For an explanation of Renaissance Zones see Appendix A.

NOTE: Industrial Personal Property is exempt from the 6 mills of State Education Tax, and up to 18 mills of Local School District Operating millage. Commercial Personal Property is exempt from up to 12 mills of Local School Operating millage.

Holland Charter Township

2012 Ad Valorem Taxes

Taxing Entity	Name	Item of Tax	Taxable Valuation	of Tax Mills	Tax Mills	of Tax Dollars	Tax Dollars
County	Ottawa	Operating	1,052,516,501	3.6000	4.3565	3,789,059	4,585,287
		E-911	1,052,516,501	0.4400		463,107	
		Parks	1,052,516,501	0.3165		333,121	
Township	Holland	Operating	1,052,516,501	3.4479	6.1000	3,628,971	6,420,349
		Library	1,052,516,501	1.2721		1,338,906	
		Bike Path	1,052,516,501	0.3800		399,956	
		E-unit	1,052,516,501	1.0000		1,052,516	
Authority	Holl Swim Pool	Operating	29,634,653	0.8500	1.5700	25,189	46,525
		Debt	29,634,653	0.7200		21,336	
Authority	MAX Transport	Operating	1,052,516,501		0.4000		421,006
School District	Holland	Operating	22,910,433	18.0000		412,387	661,185
		Operating- Com. Pers.	2,793,400	6.0000		16,760	
		Debt	29,634,653	7.0800		209,813	
		Bldg&Site - All	29,634,653	0.7500		22,225	
		TOTAL PRE	2,743,120		7.8300	21,478	
		TOTAL Non-PRE	22,910,433		25.8300	591,776	
		TOTAL Commercial Personal	2,793,400		13.8300	38,632	
		TOTAL Industrial Personal	1,187,700		7.8300	9,299	
TOTAL COMBINED	29,634,653						
School District	West Ottawa	Operating	345,142,074	18.0000		6,212,557	12,507,750
		Operating-Comm. Pers	33,743,400	6.0000		202,460	
		* Debt	756,861,322	7.7500		5,865,675	
		* Bldg & Site	756,861,322	0.3000		227,058	
		TOTAL PRE	309,582,048		8.0500	2,492,136	
		TOTAL Non-PRE	345,142,074		26.0500	8,990,951	
		TOTAL Commercial Personal	33,743,400		14.0500	474,094	
		TOTAL Industrial Personal	49,832,900		8.0500	401,154	
TOTAL Renaissance Zone	18,560,900		8.0500	149,415			
TOTAL COMBINED	756,861,322						
School District	Zeeland	Operating	63,902,337	18.0000		1,150,242	3,516,131
		Operating-Comm. Pers	3,964,200	6.0000		23,785	
		Debt	284,581,426	6.8300		1,943,691	
		Bldg & Site	284,581,426	1.0000		284,581	
		Recreation	284,581,426	0.4000		113,832	
		TOTAL PRE	210,153,489		8.2300	1,729,563	
		TOTAL Non-PRE	63,902,337		26.2300	1,676,158	
		TOTAL Commercial Personal	3,964,200		14.2300	56,410	
TOTAL Industrial Personal	6,561,400		8.2300	54,000			
TOTAL COMBINED	284,581,426						
Intern. School	Ottawa	Operating	1,052,516,501		5.5234		5,813,469
State Education	Michigan	Operating	994,934,501		6.0000		5,969,607

Totals for Taxable Status by School District	Summer	Winter	Total
Holland School District [Non-PRE]	29.2234	20.5565	49.7799
Holland School District [PRE]	20.2234	11.5565	31.7799
Holland School District [Com. Personal]	23.2234	14.5565	37.7799
Holland School District [Ind. Personal]	14.2234	11.5565	25.7799
West Ottawa School District [Non-PRE]	41.5734	6.8565	48.4299
West Ottawa School District [PRE]	23.5734	6.8565	30.4299
West Ottawa School District [Com. Personal]	29.5734	6.8565	36.4299
West Ottawa School District [Ind. Personal]	17.5734	6.8565	24.4299
West Ottawa School District [Ren. Zone]	8.0500		8.0500
Zeeland School District [Non-PRE]	28.6384	19.9715	48.6099
Zeeland School District [PRE]	19.6384	10.9715	30.6099
Zeeland School District [Com. Personal]	22.6384	13.9715	36.6099
Zeeland School District [Ind. Personal]	13.6384	10.9715	24.6099

Total: 39,941,309

NOTE 1: Industrial Personal Property is exempt from the 6 mills State Education Tax and up to 18 mills of Local School District operating millage. Commercial Personal Property is exempt from up to 12 mills of Local School District operating millage.

NOTE 2: The taxable valuations of the Senior Citizen and Disabled Family Housing parcels have been removed from this report as they are not considered Ad Valorem taxes for the tax roll.

* Includes Renaissance Zone. For an explanation of Renaissance Zones see Appendix A.

Jamestown Charter Township

2012 Ad Valorem Taxes

Taxing Entity	Name	Item of Tax	2012 Taxable Valuation	Amount of Tax Mills	Total Tax Mills	Estimate of Tax Dollars	Total Est. Tax Dollars
County	Ottawa	Operating	272,512,992	3.6000	4.3565	981,046	1,187,201
		E-911	272,512,992	0.4400		119,905	
		Parks	272,512,992	0.3165		86,250	
Township	Jamestown	Operating	272,512,992	0.8950	4.3312	243,899	1,180,307
		Fire	272,512,992	1.5000		408,769	
		Roads	272,512,992	1.5000		408,769	
		Library Operating	272,512,992	0.4362		118,870	
School District	Hudsonville	Operating	38,422,087	18.0000		691,597	2,781,410
		Operating- Com. Pers.	3,838,300	6.0000		23,029	
		Debt	258,348,058	7.0000		1,808,436	
		Bldg&Site - All	258,348,058	1.0000		258,348	
		TOTAL PRE	210,831,071	8.0000		1,686,648	
		TOTAL Non-PRE	38,422,087	26.0000		998,974	
		TOTAL Commercial Personal	3,838,300	14.0000		53,736	
TOTAL Industrial Personal	5,256,600	8.0000	42,052				
TOTAL COMBINED	258,348,058						
School District	Grandville	Operating	1,284,557	18.0000		23,122	88,279
		Operating-Comm. Pers	0	6.0000		0	
		Debt	14,164,934	3.2000		45,327	
		Bldg & Site	14,164,934	1.4000		19,830	
		TOTAL PRE	12,880,377	4.6000		59,249	
		TOTAL Non-PRE	1,284,557	22.6000		29,030	
		TOTAL Commercial Personal	0	10.6000		0	
TOTAL Industrial Personal	0	4.6000	0				
TOTAL COMBINED	14,164,934						
Interm. School	Ottawa	Operating	258,348,058	5.5234		1,426,959	
Interm. School	Kent	Operating	14,164,934	4.6903		66,437	
Comm. College	Grand Rapids	Operating	14,164,934	1.7865		25,305	
State Education	Michigan	Operating	267,256,392	6.0000		1,603,538	

Totals for Taxable Status by School District	Summer	Winter	Total
Hudsonville School District [Non-PRE]	28.1234	18.0877	46.2111
Hudsonville School District [PRE]	19.1234	9.0877	28.2111
Hudsonville School District [Com. Personal]	22.1234	12.0877	34.2111
Hudsonville School District [Ind. Personal]	13.1234	9.0877	22.2111
Grandville School District [Non-PRE]	38.6768	5.0877	43.7645
Grandville School District [PRE]	20.6768	5.0877	25.7645
Grandville School District [Com. Personal]	26.6768	5.0877	31.7645
Grandville School District [Ind. Personal]	14.6768	5.0877	19.7645

Total: **8,359,436**

NOTE: Industrial Personal Property is exempt from the 6 mills of State Education Tax, and up to 18 mills of Local School District Operating millage. Commercial Personal Property is exempt from up to 12 mills of Local School Operating millage.

Olive Township

2012 Ad Valorem Taxes

Taxing Entity	Name	Item of Tax	2012 Taxable Valuation	Amount of Tax Mills	Total Tax Mills	Estimate of Tax Dollars	Total Est. Tax Dollars		
County	Ottawa	Operating	143,628,943	3.6000	4.3565	517,064	625,718		
		E-911	143,628,943	0.4400		63,196			
		Parks	143,628,943	0.3165		45,458			
Township	Olive	Operating	143,628,943	0.9784	4.9784	140,526	715,040		
		Roads	143,628,943	2.0000		287,257			
		Fire	143,628,943	1.7500		251,350			
		Library	143,628,943	0.2500		35,907			
School District	West Ottawa	Operating	21,376,250	18.0000		384,772	913,769		
		Operating- Com. Pers.	1,243,180	6.0000		7,459			
		Debt	64,787,361	7.7500		502,102			
		Bldg&Site - All	64,787,361	0.3000		19,436			
		TOTAL PRE		40,086,031				8.0500	322,693
		TOTAL Non-PRE		21,376,250				26.0500	556,851
		TOTAL Commercial Personal		1,243,180				14.0500	17,466
		TOTAL Industrial Personal		2,081,900				8.0500	16,759
		TOTAL COMBINED		64,787,361					
		School District	Zeeland	Operating		15,267,034		18.0000	
Operating-Comm. Pers.	1,053,200			6.0000	6,319				
Debt	78,841,582			6.8300	538,488				
Bldg & Site	78,841,582			1.0000	78,841				
Recreation	78,841,582			0.4000	31,536				
TOTAL PRE				57,540,948		8.2300	473,561		
TOTAL Non-PRE				15,267,034		26.2300	400,454		
TOTAL Commercial Personal				1,053,200		14.2300	14,987		
TOTAL Industrial Personal				4,980,400		8.2300	40,988		
TOTAL COMBINED				78,841,582					
Interm. School	Ottawa	Operating	143,628,943		5.5234		793,320		
State Education	Michigan	Operating	136,566,643		6.0000		819,399		

Totals for Taxable Status by School District	Summer	Winter	Total
West Ottawa School District [Non-PRE]	41.1734	5.7349	46.9083
West Ottawa School District [PRE]	23.1734	5.7349	28.9083
West Ottawa School District [Com. Personal]	29.1734	5.7349	34.9083
West Ottawa School District [Ind. Personal]	17.1734	5.7349	22.9083
Zeeland School District [Non-PRE]	28.2384	18.8499	47.0883
Zeeland School District [PRE]	19.2384	9.8499	29.0883
Zeeland School District [Com. Personal]	22.2384	12.8499	35.0883
Zeeland School District [Ind. Personal]	13.2384	9.8499	23.0883

Total: 4,797,236

NOTE: Industrial Personal Property is exempt from the 6 mills of State Education Tax, and up to 18 mills of Local School District Operating millage. Commercial Personal Property is exempt from up to 12 mills of Local School Operating millage.

Park Township

2012 Ad Valorem Taxes

Taxing Entity	Name	Item of Tax	2012 Taxable Valuation	Amount of Tax Mills	Total Tax Mills	Estimate of Tax Dollars	Total Est. Tax Dollars		
County	Ottawa	Operating	879,517,353	3.6000	4.3565	3,166,262	3,831,616		
		E-911	879,517,353	0.4400		386,987			
		Parks	879,517,353	0.3165		278,367			
Township	Park	Operating	879,517,353	0.9439	3.8860	830,176	3,417,801		
		Parks	879,517,353	0.5000		439,758			
		E-Unit	879,517,353	0.6700		589,276			
		Bike Paths	879,517,353	0.4000		351,806			
		Library	879,517,353	1.2721		1,118,834			
		West Michigan Airport	879,517,353	0.1000		87,951			
Authority	Holl Swim Pool	Operating	101,813,779	0.8500	1.5700	86,541	159,846		
		Debt	101,813,779	0.7200		73,305			
School District	West Ottawa	Operating	174,885,201	18.0000		3,147,933	9,421,813		
		Operating- Com. Pers.	2,227,900	6.0000		13,367			
		Debt	777,703,574	7.7500		6,027,202			
		Bldg&Site - All	777,703,574	0.3000		233,311			
		TOTAL PRE		600,590,473				8.0500	4,834,753
		TOTAL Non-PRE		174,885,201				26.0500	4,555,759
		TOTAL Commercial Personal		2,227,900				14.0500	31,301
TOTAL Industrial Personal		0		8.0500	0				
TOTAL COMBINED		777,703,574							
School District	Holland	Operating	46,252,489	18.0000		832,544	1,631,366		
		Operating-Comm. Pers	270,300	6.0000		1,621			
		Debt	101,813,779	7.0800		720,841			
		Bldg & Site	101,813,779	0.7500		76,360			
		TOTAL PRE		55,290,990				7.8300	432,927
		TOTAL Non-PRE		46,252,489				25.8300	1,194,701
		TOTAL Commercial Personal		270,300				13.8300	3,738
TOTAL Industrial Personal		0		7.8300	0				
TOTAL COMBINED		101,813,779							
Interm. School	Ottawa	Operating	879,517,353		5.5234		4,857,926		
State Education	Michigan	Operating	879,517,353		6.0000		5,277,104		

Totals for Taxable Status by School District		Summer	Winter	Total
West Ottawa School District	[Non-PRE]	41.1734	4.6425	45.8159
West Ottawa School District	[PRE]	23.1734	4.6425	27.8159
West Ottawa School District	[Com. Personal]	29.1734	4.6425	33.8159
West Ottawa School District	[Ind. Personal]	17.1734	4.6425	21.8159
Holland School District	[Non-PRE]	28.8234	18.3425	47.1659
Holland School District	[PRE]	19.8234	9.3425	29.1659
Holland School District	[Com. Personal]	22.8234	12.3425	35.1659
Holland School District	[Ind. Personal]	13.8234	9.3425	23.1659

Total: 28,597,472

NOTE: Industrial Personal Property is exempt from the 6 mills of State Education Tax, and up to 18 mills of Local School District Operating millage. Commercial Personal Property is exempt from up to 12 mills of Local School Operating millage.

Polkton Charter Township

2012 Ad Valorem Taxes

Taxing Entity	Name	Item of Tax	2012 Taxable Valuation	Amount of Tax Mills	Total Tax Mills	Estimate of Tax Dollars	Total Est. Tax Dollars
County	Ottawa	Operating	97,973,949	3.6000	4.3565	352,706	426,822
		E-911	97,973,949	0.4400		43,108	
		Parks	97,973,949	0.3165		31,008	
Township	Polkton	Operating	97,973,949	0.9569	4.2069	93,751	412,164
		Aging Council	97,973,949	0.2500		24,493	
		Fire	97,973,949	1.0000		97,973	
		Roads	97,973,949	2.0000		195,947	
Library District	Coopersville	Operating	97,973,949		0.5881		57,618
School District	Coopersville	Operating	11,443,361	18.0000		205,980	1,064,514
		Operating- Com. Pers.	1,190,300	6.0000		7,141	
		Debt	97,973,949	8.6900		851,393	
		TOTAL PRE	82,911,588		8.6900	720,501	
		TOTAL Non-PRE	11,443,361		26.6900	305,423	
		TOTAL Commercial Personal	1,190,300		14.6900	17,485	
		TOTAL Industrial Personal	2,428,700		8.6900	21,105	
TOTAL COMBINED	97,973,949						
Interm. School	Ottawa	Operating	97,973,949		5.5234		541,149
State Education	Michigan	Operating	95,545,249		6.0000		573,271

Totals for Taxable Status by School District		Summer	Winter	Total
Coopersville School District	[Non-PRE] (70-120)	9.6000	37.7649	47.3649
Coopersville School District	[PRE] (70-120)	9.6000	19.7649	29.3649
Coopersville School District	[Com. Personal] (70-120)	9.6000	25.7649	35.3649
Coopersville School District	[Ind. Personal] (70-120)	3.6000	19.7649	23.3649

Total: 3,075,538

NOTE: Industrial Personal Property is exempt from the 6 mills of State Education Tax, and up to 18 mills of Local School District Operating millage. Commercial Personal Property is exempt from up to 12 mills of Local School Operating millage.

Port Sheldon Township

2012 Ad Valorem Taxes

Taxing Entity	Name	Item of Tax	2012 Taxable Valuation	Amount of Tax Mills	Total Tax Mills	Estimate of Tax Dollars	Total Est. Tax Dollars	
County	Ottawa	Operating	644,255,543	3.6000	4.3565	2,319,319	2,806,697	
		E-911	644,255,543	0.4400				283,472
		Parks	644,255,543	0.3165				203,906
Township	Port Sheldon	Operating	644,255,543	1.0000	1.4500	644,255	934,169	
		Fire	644,255,543	0.3500				225,489
		Library	644,255,543	0.1000				64,425
Library District	Loutit	Operating	463,275,697	0.9788	1.0988	453,454	509,047	
		Debt	463,275,697	0.1200				55,593
School District	Grand Haven	Operating	396,871,258	18.0000	21.4600	7,143,682	8,751,521	
		Operating- Com. Pers.	817,800	6.0000				4,906
		Debt	463,275,697	3.4600				1,602,933
		TOTAL PRE	61,140,339					211,545
		TOTAL Non-PRE	396,871,258					8,516,856
		TOTAL Com Personal	817,800					7,736
		TOTAL Ind Personal	4,446,300					15,384
TOTAL COMBINED	463,275,697							
School District	West Ottawa	Operating	44,156,366	18.0000	26.0500	794,814	2,259,177	
		Operating-Comm. Pers	1,246,300	6.0000				7,477
		Debt	180,979,846	7.7500				1,402,593
		Bldg & Site	180,979,846	0.3000				54,293
		TOTAL PRE	135,577,180					1,091,394
		TOTAL Non-PRE	44,156,366					1,150,273
		TOTAL Com Personal	1,246,300					17,510
TOTAL Ind Personal	0		0					
TOTAL COMBINED	180,979,846							
Intern. School	Ottawa	Operating	644,255,543		5.5234		3,558,481	
State Education	Michigan	Operating	639,809,243		6.0000		3,838,855	

Totals for Taxable Status by School District	Summer	Winter	Total
Grand Haven School District [Non-PRE]	26.8322	13.0565	39.8887
Grand Haven School District [PRE]	17.8322	4.0565	21.8887
Grand Haven School District [Com. Personal]	20.8322	7.0565	27.8887
Grand Haven School District [Ind. Personal]	11.8322	4.0565	15.8887
West Ottawa School District [Non-PRE]	41.1734	2.2065	43.3799
West Ottawa School District [PRE]	23.1734	2.2065	25.3799
West Ottawa School District [Com. Personal]	29.1734	2.2065	31.3799
West Ottawa School District [Ind. Personal]	17.1734	2.2065	19.3799

Total: 22,657,947

NOTE: Industrial Personal Property is exempt from the 6 mills of State Education Tax, and up to 18 mills of Local School District Operating millage. Commercial Personal Property is exempt from up to 12 mills of Local School Operating millage.

Robinson Township

2012 Ad Valorem Taxes

Taxing Entity	Name	Item of Tax	2012 Taxable Valuation	Amount of Tax Mills	Total Tax Mills	Estimate of Tax Dollars	Total Est. Tax Dollars		
County	Ottawa	Operating	193,074,769	3.6000	4.3565	695,069	841,129		
		E-911	193,074,769	0.4400		84,952			
		Parks	193,074,769	0.3165		61,108			
Township	Robinson	Operating	193,074,769	0.9047	3.4800	174,674	671,898		
		Fire	193,074,769	1.5753		304,150			
		Roads	193,074,769	1.0000		193,074			
Library District	Loutit	Operating	193,074,769	0.9788	1.0988	188,981	212,149		
		Debt	193,074,769	0.1200		23,168			
School District	Grand Haven	Operating	23,327,788	18.0000		419,900	988,764		
		Operating- Com. Pers.	849,400	6.0000		5,096			
		Debt	162,939,011	3.4600		563,768			
		TOTAL PRE		138,427,023				3.4600	478,957
		TOTAL Non-PRE		23,327,788				21.4600	500,614
		TOTAL Commercial Personal		849,400				9.4600	8,035
		TOTAL Industrial Personal		334,800				3.4600	1,158
TOTAL COMBINED		162,939,011							
School District	Zeeland	Operating	3,833,546	18.0000		69,003	322,371		
		Operating-Comm. Pers	892,100	6.0000		5,352			
		Debt	30,135,758	6.8300		205,827			
		Bldg & Site	30,135,758	1.0000		30,135			
		Recreation	30,135,758	0.4000		12,054			
		TOTAL PRE		25,410,112				8.2300	209,124
		TOTAL Non-PRE		3,833,546				26.2300	100,553
TOTAL Commercial Personal		892,100		14.2300	12,694				
TOTAL Industrial Personal		0		8.2300	0				
TOTAL COMBINED		30,135,758							
Interm. School	Ottawa	Operating	193,074,769		5.5234		1,066,429		
State Education	Michigan	Operating	192,739,969		6.0000		1,156,439		

Totals for Taxable Status by School District	Summer	Winter	Total
Grand Haven School District [Non-PRE]	25.8534	16.0653	41.9187
Grand Haven School District [PRE]	16.8534	7.0653	23.9187
Grand Haven School District [Com. Personal]	19.8534	10.0653	29.9187
Grand Haven School District [Ind. Personal]	10.8534	7.0653	17.9187
Zeeland School District [Non-PRE]	28.2384	18.4503	46.6887
Zeeland School District [PRE]	19.2384	9.4503	28.6887
Zeeland School District [Com. Personal]	22.2384	12.4503	34.6887
Zeeland School District [Ind. Personal]	13.2384	9.4503	22.6887

Total: **5,259,179**

NOTE: Industrial Personal Property is exempt from the 6 mills of State Education Tax, and up to 18 mills of Local School District Operating millage. Commercial Personal Property is exempt from up to 12 mills of Local School Operating millage.

Spring Lake Township and Village

2012 Ad Valorem Taxes

Taxing Entity	Name	Item of Tax	2012 Taxable Valuation	Amount of Tax Mills	Total Tax Mills	Estimate of Tax Dollars	Total Est. Tax Dollars
County	Ottawa	Operating	662,240,060	3.6000	4.3565	2,384,064	2,885,047
		E-911	662,240,060	0.4400		291,385	
		Parks	662,240,060	0.3165		209,598	
Township	Spring Lake	Operating	662,240,060	0.9655	1.9298	639,392	1,277,988
		Museum	662,240,060	0.2271		150,394	
		Bike Path	662,240,060	0.4900		324,497	
		Aging Council	662,240,060	0.2472		163,705	
Library District	Spring Lake	Operating	662,240,060	1.7335	2.2335	1,147,993	1,479,353
		* Debt	662,721,060	0.5000		331,360	
School District	Spring Lake	Operating	125,920,918	18.0000	6.4310	2,266,576	5,578,611
		Operating- Com. Pers.	3,796,276	6.0000		22,777	
		* Debt	511,469,262	6.4310		3,289,258	
		TOTAL PRE	363,520,568			2,337,801	
		TOTAL Non-PRE	125,920,918			3,076,373	
		TOTAL Commercial Personal	3,796,276			47,191	
		TOTAL Industrial Personal	17,750,500			114,153	
TOTAL Renaissance Zone	481,000		3,093				
TOTAL COMBINED	511,469,262						
School District	Grand Haven	Operating	40,465,789	18.0000	3.4600	728,384	1,128,945
		Operating-Comm. Pers	1,324,100	6.0000		7,944	
		Debt	113,473,199	3.4600		392,617	
		TOTAL PRE	69,886,210			241,806	
		TOTAL Non-PRE	40,465,789			868,397	
		TOTAL Commercial Personal	1,324,100			12,525	
		TOTAL Industrial Personal	1,797,100			6,217	
TOTAL COMBINED	113,473,199						
School District	Fruitport	Operating	12,423,141	18.0000	3.0000	223,616	338,147
		Operating-Comm. Pers	199,400	6.0000		1,196	
		Debt	37,778,599	3.0000		113,335	
		TOTAL PRE	24,939,858			74,819	
		TOTAL Non-PRE	12,423,141			260,886	
		TOTAL Commercial Personal	199,400			1,794	
		TOTAL Industrial Personal	216,200			648	
TOTAL COMBINED	37,778,599						
Interm. School	Ottawa	Operating	624,461,461	5.5234			3,449,150
Interm. School	Muskegon	Operating	37,778,599	3.7580			141,971
State Education	Michigan	Operating	642,476,260	6.0000			3,854,857
Village	Spring Lake	Operating	110,516,809	9.9012	11.6619	1,094,249	1,288,835
		Debt	110,516,809	0.7709		85,197	
		Harbor Transit	110,516,809	0.9898		109,389	

Totals for Taxable Status by School District	Summer	Winter	Total
Spring Lake School District [Non-PRE]	39.5544	4.9198	44.4742
Spring Lake School District [PRE]	21.5544	4.9198	26.4742
Spring Lake School District [Com. Personal]	27.5544	4.9198	32.4742
Spring Lake School District [Ind. Personal]	15.5544	4.9198	20.4742
Spring Lake School District [Renaissance Zone]	6.4310	0.5000	6.9310
Spring Lake School District [Non-PRE] in Village	51.2163	4.9198	56.1361
Spring Lake School District [PRE] in Village	33.2163	4.9198	38.1361
Spring Lake School District [Com. Personal] in Village	39.2163	4.9198	44.1361
Spring Lake School District [Ind. Personal] in Village	27.2163	4.9198	32.1361
Grand Haven School District [Non-PRE]	25.8534	15.6498	41.5032
Grand Haven School District [PRE]	16.8534	6.6498	23.5032
Grand Haven School District [Com. Personal]	19.8534	9.6498	29.5032
Grand Haven School District [Ind. Personal]	10.8534	6.6498	17.5032
Fruitport School District [Non-PRE]	34.3580	4.9198	39.2778
Fruitport School District [PRE]	16.3580	4.9198	21.2778
Fruitport School District [Com. Personal]	22.3580	4.9198	27.2778
Fruitport School District [Ind. Personal]	10.3580	4.9198	15.2778

Township Total excluding Village Tax	20,134,069
Village Only Total:	1,288,835

NOTE 1: Industrial Personal Property is exempt from the 6 mills State Education Tax and up to 18 mills of Local School District operating millage. Commercial Personal Property is exempt from up to 12 mills of Local School District operating millage.

NOTE 2: The taxable valuations of the Senior Citizen and Disabled Family Housing parcels have been removed from this report as they are not considered part of the Ad Valorem tax roll.

* Includes Renaissance Zone. For an explanation of Renaissance Zones see Appendix A.

Tallmadge Charter Township

2012 Ad Valorem Taxes

Taxing Entity	Name	Item of Tax	2012 Taxable Valuation	Amount of Tax Mills	Total Tax Mills	Estimate of Tax Dollars	Total Est. Tax Dollars
County	Ottawa	Operating	256,707,957	3.6000	4.3565	924,148	1,118,347
		E-911	256,707,957	0.4400		112,951	
		Parks	256,707,957	0.3165		81,248	
Township	Tallmadge	Operating	256,707,957	0.9542	2.2042	244,950	565,833
		Fire	256,707,957	0.2500		64,176	
		Police & Fire	256,707,957	0.7000		179,695	
		Library	256,707,957	0.3000		77,012	
School District	Coopersville	Operating	9,821,524	18.0000	8.6900	176,787	969,533
		Operating- Com. Pers.	389,643	6.0000		2,337	
		Debt	90,956,257	8.6900		790,409	
		TOTAL PRE	80,745,090			701,674	
		TOTAL Non-PRE	9,821,524			262,136	
		TOTAL Commercial Personal	389,643			5,723	
		TOTAL Industrial Personal	0			0	
TOTAL COMBINED	90,956,257						
School District	Grandville	Operating	33,630,535	18.0000	4.6000	605,349	1,145,442
		Operating-Comm. Pers	1,197,049	6.0000		7,182	
		* Debt	115,850,539	3.2000		370,721	
		* Bldg & Site	115,850,539	1.4000		162,190	
		TOTAL PRE	72,402,703			333,052	
		TOTAL Non-PRE	33,630,535			760,050	
		TOTAL Commercial Personal	1,197,049			12,688	
		TOTAL Industrial Personal	2,713,170			12,480	
TOTAL Renaissance Zone	5,907,082		27,172				
TOTAL COMBINED	115,850,539						
School District	Kenowa Hills	Operating	9,716,098	18.0000	2.9700	174,889	344,297
		Operating-Comm. Pers	473,760	6.0000		2,842	
		* Debt	56,082,850	2.9700		166,566	
		TOTAL PRE	45,484,788			135,091	
		TOTAL Non-PRE	9,716,098			203,746	
		TOTAL Commercial Personal	473,760			4,249	
		TOTAL Industrial Personal	133,597			396	
TOTAL Renaissance Zone	274,607		815				
TOTAL COMBINED	56,082,850						
Interm. School	Ottawa	Operating	90,956,257		5.5234		502,387
Interm. School	Kent	Operating	165,751,700		4.6903		777,425
Comm. College	Grand Rapids	Operating	165,751,700		1.7865		296,115
State Education	Michigan	Operating	253,861,190		6.0000		1,523,167

Totals for Taxable Status by School District		Summer	Winter	Total
Coopersville School District	[Non-PRE]	9.6000	35.1741	44.7741
Coopersville School District	[PRE]	9.6000	17.1741	26.7741
Coopersville School District	[Com. Personal]	9.6000	23.1741	32.7741
Coopersville School District	[Ind. Personal]	3.6000	17.1741	20.7741
Grandville School District	[Non-PRE]	38.6768	2.9607	41.6375
Grandville School District	[PRE]	20.6768	2.9607	23.6375
Grandville School District	[Com. Personal]	26.6768	2.9607	29.6375
Grandville School District	[Ind. Personal]	14.6768	2.9607	17.6375
Grandville School District	[Ren. Zone]	4.6000	0.0000	4.6000
Kenowa Hills School District	[Non-PRE]	37.0468	2.9607	40.0075
Kenowa Hills School District	[PRE]	19.0468	2.9607	22.0075
Kenowa Hills School District	[Com. Personal]	25.0468	2.9607	28.0075
Kenowa Hills School District	[Ind. Personal]	13.0468	2.9607	16.0075
Kenowa Hills School District	[Ren. Zone]	2.9700	0.0000	2.9700

Total: **7,242,546**

* Includes Renaissance Zone. For an explanation of Renaissance Zones see Appendix A.

NOTE: Industrial Personal Property is exempt from the 6 mills of State Education Tax, and up to 18 mills of Local School District Operating millage. Commercial Personal Property is exempt from up to 12 mills of Local School Operating millage.

Wright Township

2012 Ad Valorem Taxes

Taxing Entity	Name	Item of Tax	2012 Taxable Valuation	Amount of Tax Mills	Total Tax Mills	Estimate of Tax Dollars	Total Est. Tax Dollars	
County	Ottawa	Operating	104,905,953	3.6000	4.3565	377,661	457,021	
		E-911	104,905,953	0.4400				46,158
		Parks	104,905,953	0.3165				33,202
Township <i>Fire millage added at November 6, 2012 election</i>	Wright	Operating	104,905,953	1.0059	2.0559	105,524	215,674	
		Fire	104,905,953	0.8000				83,924
		Council on Aging	104,905,953	0.2500				26,226
Library District	Coopersville	Operating	104,905,953		0.5881		61,695	
School District	Coopersville	Operating	6,902,446	18.0000		124,244	768,110	
		Operating- Com. Pers.	330,600	6.0000		1,983		
		Debt	73,864,599	8.6900		641,883		
		TOTAL PRE	65,443,253		8.6900	568,702		
		TOTAL Non-PRE	6,902,446		26.6900	184,226		
		TOTAL Commercial Personal	330,600		14.6900	4,856		
		TOTAL Industrial Personal	1,188,300		8.6900	10,326		
TOTAL COMBINED	73,864,599							
School District	Kenowa Hills	Operating	9,331,357	18.0000		167,964	268,195	
		Operating-Comm. Pers	1,772,400	6.0000		10,634		
		* Debt	30,167,592	2.9700		89,597		
		TOTAL PRE	17,135,363		2.9700	50,892		
		TOTAL Non-PRE	9,331,357		20.9700	195,678		
		TOTAL Commercial Personal	1,772,400		8.9700	15,898		
		TOTAL Industrial Personal	352,600		2.9700	1,047		
TOTAL Renaissance Zone	1,575,872		2.9700	4,680				
TOTAL COMBINED	30,167,592							
School District	Sparta	Operating	399,241	18.0000		7,186	23,908	
		Operating-Comm. Pers	8,900	6.0000		53		
		Debt	2,449,634	5.9500		14,575		
		Bldg & Site	2,449,634	0.8552		2,094		
		TOTAL PRE	2,041,493		6.8052	13,892		
		TOTAL Non-PRE	399,241		24.8052	9,903		
TOTAL Commercial Personal	8,900		12.8052	113				
TOTAL Industrial Personal	0		6.8052	0				
TOTAL COMBINED	2,449,634							
Interm. School	Ottawa	Operating	73,864,599		5.5234		407,983	
Interm. School	Kent	Operating	31,041,354		4.6903		145,593	
Comm. College	Grand Rapids	Operating	31,041,354		1.7865		55,455	
State Education	Michigan	Operating	103,365,053		6.0000		620,190	

Totals for Taxable Status by School District	Summer	Winter	Total
Coopersville School District [Non-PRE]	9.6000	35.6139	45.2139
Coopersville School District [PRE]	9.6000	17.6139	27.2139
Coopersville School District [Com. Personal]	9.6000	23.6139	33.2139
Coopersville School District [Ind. Personal]	3.6000	17.6139	21.2139
Kenowa Hills School District [Non-PRE]	37.0468	3.4005	40.4473
Kenowa Hills School District [PRE]	19.0468	3.4005	22.4473
Kenowa Hills School District [Com. Personal]	25.0468	3.4005	28.4473
Kenowa Hills School District [Ind. Personal]	13.0468	3.4005	16.4473
Kenowa Hills School District [Ren. Zone]	2.9700	0.0000	2.9700
Sparta School District [Non-PRE]	28.4794	15.8031	44.2825
Sparta School District [PRE]	19.4794	6.8031	26.2825
Sparta School District [Com. Personal]	22.4794	9.8031	32.2825
Sparta School District [Ind. Personal]	13.4794	6.8031	20.2825

Total: 3,023,824

Winter and Total rates amended. Township Fire millage was approved at the November 6, 2012 election.

* Includes Renaissance Zone. For an explanation of Renaissance Zones see Appendix A.

NOTE: Industrial Personal Property is exempt from the 6 mills of State Education Tax, and up to 18 mills of Local School District Operating millage. Commercial Personal Property is exempt from up to 12 mills of Local School Operating millage.

Zeeland Charter Township

2012 Ad Valorem Taxes

Taxing Entity	Name	Item of Tax	2012 Taxable Valuation	Amount of Tax Mills	Total Tax Mills	Estimate of Tax Dollars	Total Est. Tax Dollars
County	Ottawa	Operating	320,304,115	3.6000	4.3565	1,153,094	1,396,497
		Operating 25% Ren Zone	1,005,597	0.9000		905	
		E-911	320,304,115	0.4400		140,933	
		E-911 25% Ren Zone	1,005,597	0.1100		110	
		Parks	320,304,115	0.3165		101,376	
		Parks 25% Ren Zone	1,005,597	0.079125		79	

Township	Zeeland	Operating	320,304,115	3.2500	6.7500	1,040,988	2,163,748
		Operating 25% Ren Zone	1,005,597	0.8125		817	
		Roads	320,304,115	2.0000		640,608	
		Roads 25% Ren Zone	1,005,597	0.5000		502	
		Fire	320,304,115	1.5000		480,456	
		Fire 25% Ren Zone	1,005,597	0.3750		377	

School District	Zeeland	Operating	74,910,135	18.0000		1,348,382	3,912,912		
		Operating 25% Ren Zone	490,697	4.5000		2,208			
		Operating- Com. Pers.	5,767,300	6.0000		34,603			
		* Debt	307,276,270	6.8300		2,098,696			
		* Bldg&Site - All	307,276,270	1.0000		307,276			
		Recreation	304,118,611	0.4000		121,647			
		Recreation 25% Ren Zone	1,005,597	0.1000		100			
		TOTAL PRE		219,067,476				8.2300	1,802,925
		TOTAL Non-PRE		74,910,135				26.2300	1,964,892
		TOTAL Commercial Personal		5,767,300				14.2300	82,068
		TOTAL Industrial Personal		4,373,700				8.2300	35,995
		TOTAL Renaissance Zone exc 25%		2,152,062				7.8300	16,850
		TOTAL 25% Ren Zone Real		490,697				12.4300	6,099
TOTAL 25% Ren Zone Personal		514,900		7.9300	4,083				
TOTAL COMBINED		307,276,270							

School District	Hudsonville	Operating	2,264,617	18.0000		40,763	170,784		
		Operating-Comm. Pers	89,800	6.0000		538			
		Debt	16,185,504	7.0000		113,298			
		Bldg & Site	16,185,504	1.0000		16,185			
		TOTAL PRE		13,768,387				8.0000	110,146
		TOTAL Non-PRE		2,264,617				26.0000	58,880
TOTAL Commercial Personal		89,800		14.0000	1,257				
TOTAL Industrial Personal		62,700		8.0000	501				
TOTAL COMBINED		16,185,504							

Interm. School	Ottawa	Operating	320,304,115		5.5234	1,769,167	1,770,555
		Operating 25% Ren Zone	1,005,597		1.38085	1,388	

State Education	Michigan	Operating	315,867,715		6.0000	1,895,206	1,895,942
		Operating 25% Ren Zone	490,697		1.5000	736	

Totals for Taxable Status by School District		Summer	Winter	Total
Zeeland School District	[Non-PRE]	28.2384	20.6215	48.8599
Zeeland School District	[PRE]	19.2384	11.6215	30.8599
Zeeland School District	[Com. Personal]	22.2384	14.6215	36.8599
Zeeland School District	[Ind. Personal]	13.2384	11.6215	24.8599
Zeeland School District	[Ren. Zone]	3.9150	3.9150	7.8300
Zeeland School District	[25% Ren Zone-Real]	9.995850	8.091625	18.087475
Zeeland School District	[25% Ren Zone-Personal]	6.245850	5.841625	12.087475
Hudsonville School District	[Non-PRE]	28.1234	20.5065	48.6299
Hudsonville School District	[PRE]	19.1234	11.5065	30.6299
Hudsonville School District	[Com. Personal]	22.1234	14.5065	36.6299
Hudsonville School District	[Ind. Personal]	13.1234	11.5065	24.6299

Total: 11,310,438

* Includes Renaissance Zone. For an explanation of Renaissance Zones see Appendix A.

NOTE: Industrial Personal Property is exempt from the 6 mills of State Education Tax, and up to 18 mills of Local School District Operating millage. Commercial Personal Property is exempt from up to 12 mills of Local School Operating millage.

Coopersville City

2012 Ad Valorem Taxes

Taxing Entity	Name	Item of Tax	2012 Taxable Valuation	Amount of Tax Mills	Total Tax Mills	Estimate of Tax Dollars	Total Est. Tax Dollars
County	Ottawa	Operating	93,188,903	3.6000	4.3565	335,480	405,977
		E-911	93,188,903	0.4400		41,003	
		Parks	93,188,903	0.3165		29,494	
City	Coopersville	Charter-Operating	93,188,903	13.0000	13.8591	1,211,455	1,292,317
		Aging Council	93,188,903	0.2500		23,297	
		* Charter-Debt	94,508,956	0.6091		57,565	
Library District	Coopersville	Operating	93,188,903		0.5881	54,804	54,804
School District	Coopersville	Operating	36,773,896	18.0000		661,930	1,501,996
		Operating- Com. Pers.	3,130,700	6.0000		18,784	
		* Debt	94,508,956	8.6900		821,282	
		TOTAL PRE	49,585,407		8.6900	430,898	
		TOTAL Non-PRE	36,773,896		26.6900	981,495	
		TOTAL Commercial Personal	3,130,700		14.6900	45,989	
		TOTAL Industrial Personal	3,698,900		8.6900	32,143	
TOTAL Renaissance Zone	1,320,053		8.6900	11,471			
TOTAL COMBINED	94,508,956						
Interm. School	Ottawa	Operating	93,188,903		5.5234	514,719	514,719
State Education	Michigan	Operating	89,490,003		6.0000	536,940	536,940

Totals for Taxable Status by School District		Summer	Winter	Total
Coopersville School District	[Non-PRE]	23.4591	33.5580	57.0171
Coopersville School District	[PRE]	23.4591	15.5580	39.0171
Coopersville School District	[Com. Personal]	23.4591	21.5580	45.0171
Coopersville School District	[Ind. Personal]	17.4591	15.5580	33.0171
Coopersville School District	[Ren. Zone]	0.6091	8.6900	9.2991

Total: 4,306,753

* Includes Renaissance Zone. For an explanation of Renaissance Zones see Appendix A.

NOTE 1: Industrial Personal Property is exempt from the 6 mills of State Education Tax, and up to 18 mills of Local School District Operating millage. Commercial Personal Property is exempt from up to 12 mills of Local School Operating millage.

NOTE 2: The taxable valuations of the Senior Citizen and Disabled Family Housing parcels have been removed from this report as they are not considered part of the Ad Valorem tax roll.

Ferrysburg City

2012 Ad Valorem Taxes

Taxing Entity	Name	Item of Tax	2012 Taxable Valuation	Amount of Tax Mills	Total Tax Mills	Estimate of Tax Dollars	Total Est. Tax Dollars		
County	Ottawa	Operating	155,410,916	3.6000	4.3565	559,479	677,046		
		E-911	155,410,916	0.4400		68,380			
		Parks	155,410,916	0.3165		49,187			
City	Ferrysburg	Charter-Operating	155,410,916	8.3576	9.4389	1,298,862	1,466,906		
		Vehicles	155,410,916	0.5000		77,705			
		Museum	155,410,916	0.2359		36,661			
		Aging Council	155,410,916	0.2454		38,137			
		Water-Debt	155,410,916	0.1000		15,541			
Library District	Loutit	Operating	155,410,916	0.9788	1.0988	152,116	170,765		
		Debt	155,410,916	0.1200		18,649			
School District	Grand Haven	Operating	54,409,546	18.0000		979,371	1,527,959		
		Operating- Com. Pers.	1,811,200	6.0000		10,867			
		Debt	155,410,916	3.4600		537,721			
		TOTAL PRE		97,910,070				3.4600	338,769
		TOTAL Non-PRE		54,409,546				21.4600	1,167,628
		TOTAL Commercial Personal		1,811,200				9.4600	17,133
		TOTAL Industrial Personal		1,280,100				3.4600	4,429
TOTAL COMBINED		155,410,916							
Interm. School	Ottawa	Operating	155,410,916		5.5234		858,396		
State Education	Michigan	Operating	154,130,816		6.0000		924,784		

Totals for Taxable Status by School District			Summer	Winter	Total
Grand Haven School District	[Non-PRE]		36.2711	11.6065	47.8776
Grand Haven School District	[PRE]		27.2711	2.6065	29.8776
Grand Haven School District	[Com. Personal]		30.2711	5.6065	35.8776
Grand Haven School District	[Ind. Personal]		21.2711	2.6065	23.8776

Total: **5,625,856**

NOTE: Industrial Personal Property is exempt from the 6 mills of State Education Tax, and up to 18 mills of Local School District Operating millage. Commercial Personal Property is exempt from up to 12 mills of Local School Operating millage.

Grand Haven City

2012 Ad Valorem Taxes

Taxing Entity	Name	Item of Tax	2012 Taxable Valuation	Amount of Tax Mills	Total Tax Mills	Estimate of Tax Dollars	Total Est. Tax Dollars	
County	Ottawa	Operating	522,667,309	3.6000	4.3565	1,881,602	2,276,999	
		E-911	522,667,309	0.4400				229,973
		Parks	522,667,309	0.3165				165,424
City	Grand Haven	Charter-Operating	522,667,309	11.2314	14.1065	5,870,285	7,373,004	
		Transportation	522,667,309	0.6000				313,600
		Museum	522,667,309	0.2454				128,262
		Aging Council	522,667,309	0.2497				130,510
		Community Center	522,667,309	0.7800				407,680
		Debt	522,667,309	1.0000				522,667
Library District	Loutit	Operating	522,667,309	0.9788	1.0988	511,586	574,306	
		Debt	522,667,309	0.1200				62,720
Authority *	MSDDA	Operating	42,834,011		1.8448		79,020	
School District	Grand Haven	Operating	254,486,702	18.0000		4,580,760	6,485,811	
		Operating- Com. Pers.	16,103,850	6.0000		96,623		
		Debt	522,667,309	3.4600		1,808,428		
		TOTAL PRE		213,051,757		3.4600		737,159
		TOTAL Non-PRE		254,486,702		21.4600		5,461,284
		TOTAL Commercial Personal		16,103,850		9.4600		152,342
		TOTAL Industrial Personal		39,025,000		3.4600		135,026
TOTAL COMBINED		522,667,309						
Interm. School	Ottawa	Operating	522,667,309		5.5234		2,886,900	
State Education	Michigan	Operating	483,642,309		6.0000		2,901,853	

* Totals for Taxable Status by School District	Summer	Winter	Total
Grand Haven School District [Non-PRE]	40.9387	11.6065	52.5452
Grand Haven School District [PRE]	31.9387	2.6065	34.5452
Grand Haven School District [Com. Personal]	34.9387	5.6065	40.5452
Grand Haven School District [Ind. Personal]	25.9387	2.6065	28.5452

Total: **22,577,893**

* Millage totals listed above do not include the MSDDA amount, that millage is only spread in a portion of the city.

NOTE: Industrial Personal Property is exempt from the 6 mills of State Education Tax, and up to 18 mills of Local School District Operating millage. Commercial Personal Property is exempt from up to 12 mills of Local School Operating millage.

Holland City

2012 Ad Valorem Taxes

Taxing Entity	Name	Item of Tax	2012 Taxable Valuation	Amount of Tax Mills	Total Tax Mills	Estimate of Tax Dollars	Total Est. Tax Dollars
County	Ottawa	Operating	621,312,498	3.6000	4.3565	2,236,724	2,706,746
		E-911	621,312,498	0.4400		273,377	
		Parks	621,312,498	0.3165		196,645	
City	Holland	Charter-Operating	621,312,498	13.7364	15.1085	8,534,596	9,387,098
		Library	621,312,498	1.2721		790,371	
		West Michigan Airport	621,312,498	0.1000		62,131	
Authority	Holl Swim Pool	Operating	621,301,298	0.8500	1.5700	528,106	977,412
		* Debt	624,036,198	0.7200		449,306	
Authority	MAX Transport	Operating	621,312,498		0.4000		248,524
Authority	Holland DDA	Operating	96,290,719		1.8333		176,529
School District	Holland	Operating	249,998,915	18.0000		4,499,980	9,542,077
		Operating- Com. Pers.	25,982,400	6.0000		155,894	
		* Debt	624,036,198	7.0800		4,418,176	
		* Bldg&Site - All	624,036,198	0.7500		468,027	
		TOTAL PRE	319,785,383		7.8300	2,503,919	
		TOTAL Non-PRE	249,998,915		25.8300	6,457,473	
		TOTAL Commercial Personal	25,982,400		13.8300	359,336	
		TOTAL Industrial Personal	25,534,600		7.8300	199,935	
		TOTAL Renaissance Zone	2,734,900		7.8300	21,414	
		TOTAL COMBINED	624,036,198				
School District	Zeeland	Operating	11,200	18.0000		201	292
		Operating-Comm. Pers	0	6.0000		0	
		Debt	11,200	6.8300		76	
		Bldg & Site	11,200	1.0000		11	
		Recreation	11,200	0.4000		4	
		TOTAL PRE	0		8.2300	0	
		TOTAL Non-PRE	11,200		26.2300	292	
TOTAL Commercial Personal	0		14.2300	0			
TOTAL Industrial Personal	0		8.2300	0			
TOTAL COMBINED	11,200						
Interm. School	Ottawa	Operating	621,312,498		5.5234		3,431,757
State Education	Michigan	Operating	595,777,898		6.0000		3,574,667

Totals for Taxable Status by School District	Summer	Winter	Total
Holland School District [Non-PRE]	58.0319	0.7565	58.7884
Holland School District [PRE]	40.0319	0.7565	40.7884
Holland School District [Com. Personal]	46.0319	0.7565	46.7884
Holland School District [Ind. Personal]	34.0319	0.7565	34.7884
Holland School District [Ren. Zone]	8.5500		8.5500
Zeeland School District [Non-PRE]	30.6319	26.9865	57.6184
Zeeland School District [PRE]	30.6319	8.9865	39.6184
Zeeland School District [Com. Personal]	30.6319	14.9865	45.6184
Zeeland School District [Ind. Personal]	24.6319	8.9865	33.6184

Total: **30,045,102**

Millage totals listed above do not include the Holland DDA amount, that millage is only spread in a portion of the city.

* Includes Renaissance Zone. For an explanation of Renaissance Zones see Appendix A.

NOTE 1: Industrial Personal Property is exempt from the 6 mills of State Education Tax, and up to 18 mills of Local School District Operating millage. Commercial Personal Property is exempt from up to 12 mills of Local School Operating millage.

NOTE 2: The taxable valuations of the Senior Citizen and Disabled Family Housing parcels have been removed from this report as they are not considered part of the Ad Valorem tax roll.

Hudsonville City

2012 Ad Valorem Taxes

Taxing Entity	Name	Item of Tax	2012 Taxable Valuation	Amount of Tax Mills	Total Tax Mills	Estimate of Tax Dollars	Total Est. Tax Dollars
County	Ottawa	Operating	203,925,295	3.6000	4.3565	734,131	888,400
		E-911	203,925,295	0.4400		89,727	
		Parks	203,925,295	0.3165		64,542	
City	Hudsonville	Charter-Operating	203,925,295	10.7303	11.2303	2,188,179	2,290,343
		* Library-Debt	204,328,295	0.5000		102,164	
Authority **	Hudsonville DDA	Operating	14,177,725		1.0000		14,177
School District	Hudsonville	Operating	76,318,351	18.0000		1,373,730	3,043,454
		Operating- Com. Pers.	5,849,800	6.0000		35,098	
		* Debt	204,328,295	7.0000		1,430,298	
		* Bldg&Site - All	204,328,295	1.0000		204,328	
		TOTAL PRE	112,370,744		8.0000	898,965	
		TOTAL Non-PRE	76,318,351		26.0000	1,984,277	
		TOTAL Commercial Personal	5,849,800		14.0000	81,897	
		TOTAL Industrial Personal	9,386,400		8.0000	75,091	
		TOTAL Renaissance Zone	403,000		8.0000	3,224	
		TOTAL COMBINED	204,328,295				
Interm. School	Ottawa	Operating	203,925,295		5.5234		1,126,360
State Education	Michigan	Operating	194,538,895		6.0000		1,167,233

** Totals for Taxable Status by School District			Summer	Winter	Total
Hudsonville School District	[Non-PRE]		39.3537	13.7565	53.1102
Hudsonville School District	[PRE]		30.3537	4.7565	35.1102
Hudsonville School District	[Com. Personal]		33.3537	7.7565	41.1102
Hudsonville School District	[Ind. Personal]		24.3537	4.7565	29.1102
Hudsonville School District	[Ren. Zone]		4.5000	4.0000	8.5000

Total: 8,529,967

** Millage totals listed above do not include the DDA amount, that millage is only spread in a portion of the city.

* Includes Renaissance Zone. For an explanation of Renaissance Zones see Appendix A.

NOTE: Industrial Personal Property is exempt from the 6 mills of State Education Tax, and up to 18 mills of Local School District Operating millage. Commercial Personal Property is exempt from up to 12 mills of Local School Operating millage.

Zeeland City

2012 Ad Valorem Taxes

Taxing Entity	Name	Item of Tax	2012 Taxable Valuation	Amount of Tax Mills	Total Tax Mills	Estimate of Tax Dollars	Total Est. Tax Dollars	
County	Ottawa	Operating	273,151,558	3.6000	4.3565	983,345	1,189,983	
		E-911	273,151,558	0.4400		120,186		
		Parks	273,151,558	0.3165		86,452		
City	Zeeland	Charter-Oper	273,151,558	10.7854	11.2354	2,946,048	3,068,966	
		Library Debt	273,151,558	0.3500		95,603		
		West Michigan Airport	273,151,558	0.1000		27,315		
School District	Zeeland	Operating	115,510,607	18.0000		2,079,190	4,362,116	
		Operating- Com. Pers.	5,815,100	6.0000		34,890		
		Debt	273,151,558	6.8300		1,865,625		
		Bldg&Site - All	273,151,558	1.0000		273,151		
		Recreation	273,151,558	0.4000		109,260		
		TOTAL PRE	89,287,851			8.2300		734,839
		TOTAL Non-PRE	115,510,607			26.2300		3,029,842
		TOTAL Commercial Personal	5,815,100			14.2300		82,748
		TOTAL Industrial Personal	62,538,000			8.2300		514,687
		TOTAL COMBINED	273,151,558					
Interm. School	Ottawa	Operating	273,151,558		5.5234		1,508,725	
State Education	Michigan	Operating	210,613,558		6.0000		1,263,681	

Totals for Taxable Status by School District		Summer	Winter	Total
Zeeland School District	[Non-PRE]	52.5888	0.7565	53.3453
Zeeland School District	[PRE]	34.5888	0.7565	35.3453
Zeeland School District	[Com. Personal]	40.5888	0.7565	41.3453
Zeeland School District	[Ind. Personal]	28.5888	0.7565	29.3453

Total: 11,393,471

NOTE 1: Industrial Personal Property is exempt from the 6 mills of State Education Tax, and up to 18 mills of Local School District Operating millage. Commercial Personal Property is exempt from up to 12 mills of Local School Operating millage.

NOTE 2: The taxable valuations of the Senior Citizen and Disabled Family Housing parcels have been removed from this report as they are not considered part of the Ad Valorem tax roll.

Combined
2012 Ad Valorem
Certified
Tax Rates

2012 Certified Tax Rates in Ottawa County Per \$1000 Taxable Valuation

Government Unit School Code, School Name and Taxable Status	Total School	Total Intermed School	Total Education	Total Comm. College	Total District/ Authority	Total Gov't Unit	Total County	TOTAL ALL MILLS	Summer Levy	Winter Levy
Allendale Charter Township										
70040 Allendale School District [Non-PRE]	26.5900	5.5234	6.0000			2.7422	4.3565	45.2121	41.7134	3.4987
70040 Allendale School District [PRE]	8.5900	5.5234	6.0000			2.7422	4.3565	27.2121	23.7134	3.4987
70040 Allendale School District [Com. Personal]	14.5900	5.5234	6.0000			2.7422	4.3565	33.2121	29.7134	3.4987
70040 Allendale School District [Ind. Personal]	8.5900	5.5234				2.7422	4.3565	21.2121	17.7134	3.4987
70040 Allendale School District [Ren. Zone]	8.5900							8.5900	8.5900	0.0000
70190 Hudsonville School District [Non-PRE]	26.0000	5.5234	6.0000			2.7422	4.3565	44.6221	28.1234	16.4987
70190 Hudsonville School District [PRE]	8.0000	5.5234	6.0000			2.7422	4.3565	26.6221	19.1234	7.4987
70190 Hudsonville School District [Com. Personal]	14.0000	5.5234	6.0000			2.7422	4.3565	32.6221	22.1234	10.4987
70190 Hudsonville School District [Ind. Personal]	8.0000	5.5234				2.7422	4.3565	20.6221	13.1234	7.4987
Blendon Township										
70190 Hudsonville School District [Non-PRE]	26.0000	5.5234	6.0000			2.7256	4.3565	44.6055	28.1234	16.4821
70190 Hudsonville School District [PRE]	8.0000	5.5234	6.0000			2.7256	4.3565	26.6055	19.1234	7.4821
70190 Hudsonville School District [Com. Personal]	14.0000	5.5234	6.0000			2.7256	4.3565	32.6055	22.1234	10.4821
70190 Hudsonville School District [Ind. Personal]	8.0000	5.5234				2.7256	4.3565	20.6055	13.1234	7.4821
70350 Zeeland School District [Non-PRE]	26.2300	5.5234	6.0000			2.7256	4.3565	44.8355	28.2384	16.5971
70350 Zeeland School District [PRE]	8.2300	5.5234	6.0000			2.7256	4.3565	26.8355	19.2384	7.5971
70350 Zeeland School District [Com. Personal]	14.2300	5.5234	6.0000			2.7256	4.3565	32.8355	22.2384	10.5971
70350 Zeeland School District [Ind. Personal]	8.2300	5.5234				2.7256	4.3565	20.8355	13.2384	7.5971
Chester Township										
70120 Coopersville School District [Non-PRE]	26.6900	5.5234	6.0000		Coopersville Library	4.0708	4.3565	47.2288	9.6000	37.6288
70120 Coopersville School District [PRE]	8.6900	5.5234	6.0000			4.0708	4.3565	29.2288	9.6000	19.6288
70120 Coopersville School District [Com. Personal]	14.6900	5.5234	6.0000			4.0708	4.3565	35.2288	9.6000	25.6288
70120 Coopersville School District [Ind. Personal]	8.6900	5.5234				4.0708	4.3565	23.2288	3.6000	19.6288
41240 Sparta School District [Non-PRE]	24.8052	4.6903	6.0000	1.7865		4.0708	4.3565	46.2974	28.4794	17.8180
41240 Sparta School District [PRE]	6.8052	4.6903	6.0000	1.7865		4.0708	4.3565	28.2974	19.4794	8.8180
41240 Sparta School District [Com. Personal]	12.8052	4.6903	6.0000	1.7865		4.0708	4.3565	34.2974	22.4794	11.8180
41240 Sparta School District [Ind. Personal]	6.8052	4.6903	6.0000	1.7865		4.0708	4.3565	22.2974	13.4794	8.8180
41150 Kent City School District [Non-PRE]	27.2500	4.6903	6.0000	1.7865		4.0708	4.3565	48.7422	29.7018	19.0404
41150 Kent City School District [PRE]	9.2500	4.6903	6.0000	1.7865		4.0708	4.3565	30.7422	20.7018	10.0404
41150 Kent City School District [Com. Personal]	15.2500	4.6903	6.0000	1.7865		4.0708	4.3565	36.7422	23.7018	13.0404
41150 Kent City School District [Ind. Personal]	9.2500	4.6903	6.0000	1.7865		4.0708	4.3565	24.7422	14.7018	10.0404
61210 Ravenna School District [Ind. Personal]	25.0000	3.7580	6.0000			4.0708	4.3565	43.7734	9.6000	34.1734
61210 Ravenna School District [Non-PRE]	7.0000	3.7580	6.0000			4.0708	4.3565	25.7734	9.6000	16.1734
61210 Ravenna School District [PRE]	13.0000	3.7580	6.0000			4.0708	4.3565	31.7734	9.6000	22.1734
61210 Ravenna School District [Com. Personal]	7.0000	3.7580				4.0708	4.3565	19.7734	3.6000	16.1734

2012 Certified Tax Rates in Ottawa County Per \$1000 Taxable Valuation

Government Unit School Code, School Name and Taxable Status	Total School	Total Intermed School	Total Education	Total Comm. College	Total District/ Authority	Total Gov't Unit	Total County	TOTAL ALL MILLS	Summer Levy	Winter Levy
Crockery Township										
70300 Spring Lake School District [Non-PRE]	24,4310	5,5234	6,0000			2,8597	4,3565	43,1706	39,5544	3,6162
70300 Spring Lake School District [PRE]	6,4310	5,5234	6,0000			2,8597	4,3565	25,1706	21,5544	3,6162
70300 Spring Lake School District [Com. Personal]	12,4310	5,5234	6,0000			2,8597	4,3565	31,1706	27,5544	3,6162
70120 Coopersville School District [Non-PRE]	26,6900	5,5234	6,0000			2,8597	4,3565	19,1706	15,5544	3,6162
70120 Coopersville School District [PRE]	8,6900	5,5234	6,0000			2,8597	4,3565	27,4296	9,6000	35,8296
70120 Coopersville School District [Com. Personal]	14,6900	5,5234	6,0000			2,8597	4,3565	33,4296	9,6000	23,8296
70120 Coopersville School District [Ind. Personal]	8,6900	5,5234	6,0000			2,8597	4,3565	21,4296	3,6000	17,8296
61080 Fruitport School District [Non-PRE]	21,0000	3,7580	6,0000			2,8597	4,3565	37,9742	34,3580	3,6162
61080 Fruitport School District [PRE]	3,0000	3,7580	6,0000			2,8597	4,3565	19,9742	16,3580	3,6162
61080 Fruitport School District [Com. Personal]	9,0000	3,7580	6,0000			2,8597	4,3565	25,9742	22,3580	3,6162
61080 Fruitport School District [Ind. Personal]	3,0000	3,7580	6,0000			2,8597	4,3565	13,9742	10,3580	3,6162
Georgetown Charter Township										
70175 Jenison School District [Non-PRE]	26,5000	5,5234	6,0000			2,2500	4,3565	44,6299	41,6234	3,0065
70175 Jenison School District [PRE]	8,5000	5,5234	6,0000			2,2500	4,3565	26,6299	23,6234	3,0065
70175 Jenison School District [Com. Personal]	14,5000	5,5234	6,0000			2,2500	4,3565	32,6299	29,6234	3,0065
70190 Hudsonville School District [Non-PRE]	26,0000	5,5234	6,0000			2,2500	4,3565	20,6299	17,6234	3,0065
70190 Hudsonville School District [PRE]	8,0000	5,5234	6,0000			2,2500	4,3565	44,1299	28,1234	16,0065
70190 Hudsonville School District [Com. Personal]	14,0000	5,5234	6,0000			2,2500	4,3565	32,1299	22,1234	10,0065
70190 Hudsonville School District [Ind. Personal]	8,0000	5,5234	6,0000			2,2500	4,3565	20,1299	13,1234	7,0065
41130 Grandville School District [Non-PRE]	22,6000	4,6903	6,0000	1,7865		2,2500	4,3565	41,6833	38,6768	3,0065
41130 Grandville School District [PRE]	4,6000	4,6903	6,0000	1,7865		2,2500	4,3565	23,6833	20,6768	3,0065
41130 Grandville School District [Com. Personal]	10,6000	4,6903	6,0000	1,7865		2,2500	4,3565	29,6833	26,6768	3,0065
41130 Grandville School District [Ind. Personal]	4,6000	4,6903	6,0000	1,7865		2,2500	4,3565	17,6833	14,6768	3,0065
Grand Haven Charter Township										
70010 Grand Haven School District [Non-PRE]	21,4600	5,5234	6,0000		Loufitt Library	4,7571	4,3565	43,1958	25,8534	17,3424
70010 Grand Haven School District [PRE]	3,4600	5,5234	6,0000			4,7571	4,3565	25,1958	16,8534	8,3424
70010 Grand Haven School District [Com. Personal]	9,4600	5,5234	6,0000			4,7571	4,3565	31,1958	19,8534	11,3424
70010 Grand Haven School District [Ind. Personal]	3,4600	5,5234	6,0000			4,7571	4,3565	19,1958	10,8534	8,3424
70010 Grand Haven School District [Ren. Zone]	3,4600					0,3000		3,8800	1,7300	2,1500
Holland Charter Township										
70020 Holland School District [Non-PRE]	25,8300	5,5234	6,0000		Max Trans & Holland Pool	6,1000	4,3565	49,7799	29,2234	20,5565
70020 Holland School District [PRE]	7,8300	5,5234	6,0000			6,1000	4,3565	31,7799	20,2234	11,5565
70020 Holland School District [Com. Personal]	13,8300	5,5234	6,0000			6,1000	4,3565	37,7799	23,2234	14,5565
70020 Holland School District [Ind. Personal]	7,8300	5,5234	6,0000			6,1000	4,3565	25,7799	14,2234	11,5565
70070 West Ottawa School District [Non-PRE]	26,0500	5,5234	6,0000		Max Trans	6,1000	4,3565	48,4299	41,5734	6,8565
70070 West Ottawa School District [PRE]	8,0500	5,5234	6,0000			6,1000	4,3565	30,4299	23,5734	6,8565
70070 West Ottawa School District [Com. Personal]	14,0500	5,5234	6,0000			6,1000	4,3565	36,4299	29,5734	6,8565
70070 West Ottawa School District [Ind. Personal]	8,0500	5,5234	6,0000			6,1000	4,3565	24,4299	17,5734	6,8565
70070 West Ottawa School District [Ren. Zone]	8,0500					6,1000	4,3565	8,0500	8,0500	0,0000

2012 Certified Tax Rates in Ottawa County Per \$1000 Taxable Valuation

Government Unit School Code, School Name and Taxable Status	Total School	Total Intermed School	Total Education	Total Comm. College	Total District/ Authority	Total Gov't Unit	Total County	TOTAL ALL MILLS	Summer Levy	Winter Levy
Holland Charter Township (continued)										
70350 Zeeland School District [Non-PRE]	26.2300	5.5234	6.0000		Max Trans	6.1000	4.3565	48.6099	28.6384	19.9715
70350 Zeeland School District [PRE]	8.2300	5.5234	6.0000			6.1000	4.3565	30.6099	19.6384	10.9715
70350 Zeeland School District [Com. Personal]	14.2300	5.5234	6.0000			6.1000	4.3565	36.6099	22.6384	13.9715
70350 Zeeland School District [Ind. Personal]	8.2300	5.5234				6.1000	4.3565	24.6099	13.6384	10.9715
Jamestown Charter Township										
70190 Hudsonville School District [Non-PRE]	26.0000	5.5234	6.0000			4.3312	4.3565	46.2111	28.1234	18.0877
70190 Hudsonville School District [PRE]	8.0000	5.5234	6.0000			4.3312	4.3565	28.2111	19.1234	9.0877
70190 Hudsonville School District [Com. Personal]	14.0000	5.5234	6.0000			4.3312	4.3565	34.2111	22.1234	12.0877
70190 Hudsonville School District [Ind. Personal]	8.0000	5.5234				4.3312	4.3565	22.2111	13.1234	9.0877
41130 Grandville School District [Non-PRE]	22.6000	4.6903	6.0000	1.7865		4.3312	4.3565	43.7645	38.6768	5.0877
41130 Grandville School District [PRE]	4.6000	4.6903	6.0000	1.7865		4.3312	4.3565	25.7645	20.6768	5.0877
41130 Grandville School District [Com. Personal]	10.6000	4.6903	6.0000	1.7865		4.3312	4.3565	31.7645	26.6768	5.0877
41130 Grandville School District [Ind. Personal]	4.6000	4.6903		1.7865		4.3312	4.3565	19.7645	14.6768	5.0877
Olive Township										
70070 West Ottawa School District [Non-PRE]	26.0500	5.5234	6.0000			4.9784	4.3565	46.9083	41.1734	5.7349
70070 West Ottawa School District [PRE]	8.0500	5.5234	6.0000			4.9784	4.3565	28.9083	23.1734	5.7349
70070 West Ottawa School District [Com. Personal]	14.0500	5.5234	6.0000			4.9784	4.3565	34.9083	29.1734	5.7349
70070 West Ottawa School District [Ind. Personal]	8.0500	5.5234				4.9784	4.3565	22.9083	17.1734	5.7349
70350 Zeeland School District [Non-PRE]	26.2300	5.5234	6.0000			4.9784	4.3565	47.0883	28.2384	18.8499
70350 Zeeland School District [PRE]	8.2300	5.5234	6.0000			4.9784	4.3565	29.0883	19.2384	9.8499
70350 Zeeland School District [Com. Personal]	14.2300	5.5234	6.0000			4.9784	4.3565	35.0883	22.2384	12.8499
70350 Zeeland School District [Ind. Personal]	8.2300	5.5234				4.9784	4.3565	23.0883	13.2384	9.8499
Park Township										
70070 West Ottawa School District [Non-PRE]	26.0500	5.5234	6.0000			3.8860	4.3565	45.8159	41.1734	4.6425
70070 West Ottawa School District [PRE]	8.0500	5.5234	6.0000			3.8860	4.3565	27.8159	23.1734	4.6425
70070 West Ottawa School District [Com. Personal]	14.0500	5.5234	6.0000			3.8860	4.3565	33.8159	29.1734	4.6425
70070 West Ottawa School District [Ind. Personal]	8.0500	5.5234				3.8860	4.3565	21.8159	17.1734	4.6425
70020 Holland School District [Non-PRE]	25.8300	5.5234	6.0000		Holland Pool	3.8860	4.3565	47.1659	28.8234	18.3425
70020 Holland School District [PRE]	7.8300	5.5234	6.0000			3.8860	4.3565	29.1659	19.8234	9.3425
70020 Holland School District [Com. Personal]	13.8300	5.5234	6.0000			3.8860	4.3565	35.1659	22.8234	12.3425
70020 Holland School District [Ind. Personal]	7.8300	5.5234				3.8860	4.3565	23.1659	13.8234	9.3425
Polkton Charter Township										
70120 Coopersville School District [Non-PRE]	26.6900	5.5234	6.0000		Coopersville	4.2069	4.3565	47.3649	9.6000	37.7649
70120 Coopersville School District [PRE]	8.6900	5.5234	6.0000		Library	4.2069	4.3565	29.3649	9.6000	19.7649
70120 Coopersville School District [Com. Personal]	14.6900	5.5234	6.0000			4.2069	4.3565	35.3649	9.6000	25.7649
70120 Coopersville School District [Ind. Personal]	8.6900	5.5234				4.2069	4.3565	23.3649	3.6000	19.7649

2012 Certified Tax Rates in Ottawa County Per \$1000 Taxable Valuation

Government Unit School Code, School Name and Taxable Status	Total			Total Comm. College	Total District/ Authority	Total Gov't Unit	Total County	TOTAL ALL MILLS	Summer Levy	Winter Levy
	Total School	Total Intermed School	Total State Education							
Port Sheldon Township										
70010 Grand Haven School District [Non-PRE]	21.4600	5.5234	6.0000		Louitt Library	1.4500	4.3565	39.8887	26.8322	13.0565
70010 Grand Haven School District [PRE]	3.4600	5.5234	6.0000			1.0988	4.3565	21.8887	17.8322	4.0565
70010 Grand Haven School District [Com. Personal]	9.4600	5.5234	6.0000			1.0988	4.3565	27.8887	20.8322	7.0565
70010 Grand Haven School District [Ind. Personal]	3.4600	5.5234	6.0000			1.0988	4.3565	15.8887	11.8322	4.0565
70070 West Ottawa School District [Non-PRE]	26.0500	5.5234	6.0000			1.4500	4.3565	43.3799	41.1734	2.2065
70070 West Ottawa School District [PRE]	8.0500	5.5234	6.0000			1.4500	4.3565	25.3799	23.1734	2.2065
70070 West Ottawa School District [Com. Personal]	14.0500	5.5234	6.0000			1.4500	4.3565	31.3799	29.1734	2.2065
70070 West Ottawa School District [Ind. Personal]	8.0500	5.5234	6.0000			1.4500	4.3565	19.3799	17.1734	2.2065
Robinson Township										
70010 Grand Haven School District [Non-PRE]	21.4600	5.5234	6.0000		Louitt Library	1.0988	4.3565	41.9187	25.8534	16.0653
70010 Grand Haven School District [PRE]	3.4600	5.5234	6.0000			1.0988	4.3565	23.9187	16.8534	7.0653
70010 Grand Haven School District [Com. Personal]	9.4600	5.5234	6.0000			1.0988	4.3565	29.9187	19.8534	10.0653
70010 Grand Haven School District [Ind. Personal]	3.4600	5.5234	6.0000			1.0988	4.3565	17.9187	10.8534	7.0653
70350 Zeeland School District [Non-PRE]	26.2300	5.5234	6.0000			1.0988	4.3565	46.6887	28.2384	18.4503
70350 Zeeland School District [PRE]	8.2300	5.5234	6.0000			1.0988	4.3565	28.6887	19.2384	9.4503
70350 Zeeland School District [Com. Personal]	14.2300	5.5234	6.0000			1.0988	4.3565	34.6887	22.2384	12.4503
70350 Zeeland School District [Ind. Personal]	8.2300	5.5234	6.0000			1.0988	4.3565	22.6887	13.2384	9.4503
Spring Lake Township & Village										
70300 Spring Lake School District [Non-PRE]	24.4310	5.5234	6.0000		Spring Lake Library	2.2335	4.3565	44.4742	39.5544	4.9198
70300 Spring Lake School District [PRE]	6.4310	5.5234	6.0000			2.2335	4.3565	26.4742	21.5544	4.9198
70300 Spring Lake School District [Com. Personal]	12.4310	5.5234	6.0000			2.2335	4.3565	32.4742	27.5544	4.9198
70300 Spring Lake School District [Ind. Personal]	6.4310	5.5234	6.0000			2.2335	4.3565	20.4742	15.5544	4.9198
70300 Spring Lake School District [Ren Zone]	6.4310	5.5234	6.0000			0.5000	4.3565	6.9310	6.4310	0.5000
70300 Spring Lake School [Non-PRE] in Village	24.4310	5.5234	6.0000			2.2335	4.3565	56.1361	51.2163	4.9198
70300 Spring Lake School [PRE] in Village	6.4310	5.5234	6.0000			2.2335	4.3565	38.1361	33.2163	4.9198
70300 Spring Lake School [Com. Personal] in Village	12.4310	5.5234	6.0000			2.2335	4.3565	44.1361	39.2163	4.9198
70300 Spring Lake School [Ind. Personal] in Village	6.4310	5.5234	6.0000			2.2335	4.3565	32.1361	27.2163	4.9198
70010 Grand Haven School District [Non-PRE]	21.4600	5.5234	6.0000			1.9298	4.3565	41.5032	25.8534	15.6498
70010 Grand Haven School District [PRE]	3.4600	5.5234	6.0000			1.9298	4.3565	23.5032	16.8534	6.6498
70010 Grand Haven School District [Com. Personal]	9.4600	5.5234	6.0000			1.9298	4.3565	29.5032	19.8534	9.6498
70010 Grand Haven School District [Ind. Personal]	3.4600	5.5234	6.0000			1.9298	4.3565	17.5032	10.8534	6.6498
61080 Fruitport School District [Non-PRE]	21.0000	3.7580	6.0000			1.9298	4.3565	39.2778	34.3580	4.9198
61080 Fruitport School District [PRE]	3.0000	3.7580	6.0000			1.9298	4.3565	21.2778	16.3580	4.9198
61080 Fruitport School District [Com. Personal]	9.0000	3.7580	6.0000			1.9298	4.3565	27.2778	22.3580	4.9198
61080 Fruitport School District [Ind. Personal]	3.0000	3.7580	6.0000			1.9298	4.3565	15.2778	10.3580	4.9198

2012 Certified Tax Rates in Ottawa County Per \$1000 Taxable Valuation

Government Unit School Code, School Name and Taxable Status	Total School	Total Intermed School	Total Education	Total Comm. College	Total District/ Authority	Total Gov't Unit	Total County	TOTAL ALL MILLS	Summer Levy	Winter Levy
Tallmadge Charter Township										
70120 Coopersville School District [Non-PRE]	26.6900	5.5234	6.0000			2.2042	4.3565	44.7741	9.6000	35.1741
70120 Coopersville School District [PRE]	8.6900	5.5234	6.0000			2.2042	4.3565	26.7741	9.6000	17.1741
70120 Coopersville School District [Com. Personal]	14.6900	5.5234	6.0000			2.2042	4.3565	32.7741	9.6000	23.1741
70120 Coopersville School District [Ind. Personal]	8.6900	5.5234	6.0000			2.2042	4.3565	20.7741	3.6000	17.1741
41130 Grandville School District [Non-PRE]	22.6000	4.6903	6.0000	1.7865		2.2042	4.3565	41.6375	38.6768	2.9607
41130 Grandville School District [PRE]	4.6000	4.6903	6.0000	1.7865		2.2042	4.3565	23.6375	20.6768	2.9607
41130 Grandville School District [Com. Personal]	10.6000	4.6903	6.0000	1.7865		2.2042	4.3565	29.6375	26.6768	2.9607
41130 Grandville School District [Ind. Personal]	4.6000	4.6903	6.0000	1.7865		2.2042	4.3565	17.6375	14.6768	2.9607
41130 Grandville School District [Ren Zone]	4.6000	4.6903	6.0000	1.7865		2.2042	4.3565	4.6000	4.6000	0.0000
41145 Kenowa Hills School District [Non-PRE]	20.9700	4.6903	6.0000	1.7865		2.2042	4.3565	40.0075	37.0468	2.9607
41145 Kenowa Hills School District [PRE]	8.9700	4.6903	6.0000	1.7865		2.2042	4.3565	22.0075	19.0468	2.9607
41145 Kenowa Hills School District [Com. Personal]	8.9700	4.6903	6.0000	1.7865		2.2042	4.3565	28.0075	25.0468	2.9607
41145 Kenowa Hills School District [Ind. Personal]	2.9700	4.6903	6.0000	1.7865		2.2042	4.3565	16.0075	13.0468	2.9607
41145 Kenowa Hills School District [Ren. Zone]	2.9700	4.6903	6.0000	1.7865		2.2042	4.3565	2.9700	2.9700	0.0000
Wright Township										
70120 Coopersville School District [Non-PRE]	26.6900	5.5234	6.0000		Coopersville Library	amended 2.0559	4.3565	amended 45.2139	9.6000	35.6139
70120 Coopersville School District [PRE]	8.6900	5.5234	6.0000			2.0559	4.3565	27.2139	9.6000	17.6139
70120 Coopersville School District [Com. Personal]	14.6900	5.5234	6.0000			2.0559	4.3565	33.2139	9.6000	23.6139
70120 Coopersville School District [Ind. Personal]	8.6900	5.5234	6.0000			2.0559	4.3565	21.2139	3.6000	17.6139
41145 Kenowa Hills School District [Non-PRE]	20.9700	4.6903	6.0000	1.7865		2.0559	4.3565	40.4473	37.0468	3.4005
41145 Kenowa Hills School District [PRE]	2.9700	4.6903	6.0000	1.7865		2.0559	4.3565	22.4473	19.0468	3.4005
41145 Kenowa Hills School District [Com. Personal]	8.9700	4.6903	6.0000	1.7865		2.0559	4.3565	28.4473	25.0468	3.4005
41145 Kenowa Hills School District [Ind. Personal]	2.9700	4.6903	6.0000	1.7865		2.0559	4.3565	16.4473	13.0468	3.4005
41145 Kenowa Hills School District [Ren. Zone]	2.9700	4.6903	6.0000	1.7865		2.0559	4.3565	2.9700	2.9700	0.0000
41240 Sparta School District [Non-PRE]	24.8052	4.6903	6.0000	1.7865		2.0559	4.3565	44.2825	28.4794	15.8031
41240 Sparta School District [PRE]	6.8052	4.6903	6.0000	1.7865		2.0559	4.3565	26.2825	19.4794	6.8031
41240 Sparta School District [Com. Personal]	12.8052	4.6903	6.0000	1.7865		2.0559	4.3565	32.2825	22.4794	9.8031
41240 Sparta School District [Ind. Personal]	6.8052	4.6903	6.0000	1.7865		2.0559	4.3565	20.2825	13.4794	6.8031
Zeeland Charter Township										
70350 Zeeland School District [Non-PRE]	26.2300	5.5234	6.0000			6.7500	4.3565	48.8599	28.2384	20.6215
70350 Zeeland School District [PRE]	8.2300	5.5234	6.0000			6.7500	4.3565	30.8599	19.2384	11.6215
70350 Zeeland School District [Com. Personal]	14.2300	5.5234	6.0000			6.7500	4.3565	36.8599	22.2384	14.6215
70350 Zeeland School District [Ind. Personal]	8.2300	5.5234	6.0000			6.7500	4.3565	24.8599	13.2384	11.6215
70350 Zeeland School District [Ren Zone]	7.8300							7.8300	3.9150	3.9150
70350 Zeeland School District [Ren Zone Real 25%]	12.4300	1.38085	1.5000			1.6875	1.089125	18.087475	9.995850	8.091625
70350 Zeeland School District [Ren Zone Pers 25%]	7.9300	1.38085				1.6875	1.089125	12.087475	6.245850	5.841625
70190 Hudsonville School District [Non-PRE]	26.0000	5.5234	6.0000			6.7500	4.3565	48.6299	28.1234	20.5065
70190 Hudsonville School District [PRE]	8.0000	5.5234	6.0000			6.7500	4.3565	30.6299	19.1234	11.5065
70190 Hudsonville School District [Com. Personal]	14.0000	5.5234	6.0000			6.7500	4.3565	36.6299	22.1234	14.5065
70190 Hudsonville School District [Ind. Personal]	8.0000	5.5234	6.0000			6.7500	4.3565	24.6299	13.1234	11.5065

2012 Certified Tax Rates in Ottawa County Per \$1000 Taxable Valuation

Government Unit School Code, School Name and Taxable Status	Total			Total Comm. College	Total District/ Authority	Total Gov't Unit	Total County	TOTAL ALL MILLS	Summer Levy	Winter Levy
	Total School	Total Intermed School	Total State Education							
Coopersville City										
70120 Coopersville School District [Non-PRE]	26.6900	5.5234	6.0000		Coopersville Library	13.8591	4.3565	57.0171	23.4591	33.5580
70120 Coopersville School District [PRE]	8.6900	5.5234	6.0000			13.8591	4.3565	39.0171	23.4591	15.5580
70120 Coopersville School District [Com. Personal]	14.6900	5.5234	6.0000			13.8591	4.3565	45.0171	23.4591	21.5580
70120 Coopersville School District [Ind. Personal]	8.6900	5.5234				13.8591	4.3565	33.0171	17.4591	15.5580
70120 Coopersville School District [Ren Zone]	8.6900					0.6091		9.2991	0.6091	8.6900
Ferrysburg City										
70010 Grand Haven School District [Non-PRE]	21.4600	5.5234	6.0000		Louitit Library	9.4389	4.3565	47.8776	36.2711	11.6065
70010 Grand Haven School District [PRE]	3.4600	5.5234	6.0000			9.4389	4.3565	29.8776	27.2711	2.6065
70010 Grand Haven School District [Com. Personal]	9.4600	5.5234	6.0000			9.4389	4.3565	35.8776	30.2711	5.6065
70010 Grand Haven School District [Ind. Personal]	3.4600	5.5234				9.4389	4.3565	23.8776	21.2711	2.6065
Grand Haven City										
70010 Grand Haven School District [Non-PRE]	21.4600	5.5234	6.0000		Louitit Library	14.1065	4.3565	52.5452	40.9387	11.6065
70010 Grand Haven School District [PRE]	3.4600	5.5234	6.0000			14.1065	4.3565	34.5452	31.9387	2.6065
70010 Grand Haven School District [Com. Personal]	9.4600	5.5234	6.0000			14.1065	4.3565	40.5452	34.9387	5.6065
70010 Grand Haven School District [Ind. Personal]	3.4600	5.5234				14.1065	4.3565	28.5452	25.9387	2.6065
Holland City										
70020 Holland School District [Non-PRE]	25.8300	5.5234	6.0000		Max Trans & Holland Pool	15.1085	4.3565	58.7884	58.0319	0.7565
70020 Holland School District [PRE]	7.8300	5.5234	6.0000			15.1085	4.3565	40.7884	40.0319	0.7565
70020 Holland School District [Com. Personal]	13.8300	5.5234	6.0000			15.1085	4.3565	46.7884	46.0319	0.7565
70020 Holland School District [Ind. Personal]	7.8300	5.5234				15.1085	4.3565	34.7884	34.0319	0.7565
70020 Holland School District [Renaissance Zone]	7.8300				Holland Pool Debt	0.7200		8.5500	8.5500	0.0000
70350 Zeeland School District [Non-PRE]	26.2300	5.5234	6.0000		Max Transport	15.1085	4.3565	57.6184	30.6319	26.9865
70350 Zeeland School District [PRE]	8.2300	5.5234	6.0000			15.1085	4.3565	39.6184	30.6319	8.9865
70350 Zeeland School District [Com. Personal]	14.2300	5.5234	6.0000			15.1085	4.3565	45.6184	30.6319	14.9865
70350 Zeeland School District [Ind. Personal]	8.2300	5.5234				15.1085	4.3565	33.6184	24.6319	8.9865
Hudsonville City										
70190 Hudsonville School District [Non-PRE]	26.0000	5.5234	6.0000			11.2303	4.3565	53.1102	39.3537	13.7565
70190 Hudsonville School District [PRE]	8.0000	5.5234	6.0000			11.2303	4.3565	35.1102	30.3537	4.7565
70190 Hudsonville School District [Com. Personal]	14.0000	5.5234	6.0000			11.2303	4.3565	41.1102	33.3537	7.7565
70190 Hudsonville School District [Ind. Personal]	8.0000	5.5234				11.2303	4.3565	29.1102	24.3537	4.7565
70190 Hudsonville School District [Ren Zone]	8.0000					0.5000		8.5000	4.5000	4.0000
Zeeland City										
70350 Zeeland School District [Non-PRE]	26.2300	5.5234	6.0000			11.2354	4.3565	53.3453	52.5888	0.7565
70350 Zeeland School District [PRE]	8.2300	5.5234	6.0000			11.2354	4.3565	35.3453	34.5888	0.7565
70350 Zeeland School District [Com. Personal]	14.2300	5.5234	6.0000			11.2354	4.3565	41.3453	40.5888	0.7565
70350 Zeeland School District [Ind. Personal]	8.2300	5.5234				11.2354	4.3565	29.3453	28.5888	0.7565

Combined

2012 Ad Valorem Taxes

in

Tax Dollars

- **Schools**
- **State Education, Intermediate Schools, Community College**
- **Libraries**
- **Authorities**

2012 Estimate of School Tax Dollars

GOVERNMENT UNITS IN SCHOOL DISTRICTS

SCHOOL DISTRICT	GOVERNMENT UNIT	TOTAL TAXABLE including Ren.Zone	TOTAL OPERATING	TOTAL DEBT	TOTAL B & S	TOTAL RECREATION	GRAND TOTAL
Ottawa Area Intermediate School District							
Allendale 70-040	Allendale Charter Twp.	379,131,330	2,470,626	3,256,738			5,727,364
Coopersville 70-120	Chester Twp.	20,104,869	43,016	174,711			217,727
	Crockery Twp.	211,347	16	1,836			1,852
	Polkton Charter Twp.	97,973,949	213,121	851,393			1,064,514
	Tallmadge Charter Twp.	90,956,257	179,124	790,409			969,533
	Wright Twp.	73,864,599	126,227	641,883			768,110
	Coopersville City	* <u>94,508,956</u>	<u>680,714</u>	<u>821,282</u>			<u>1,501,996</u>
	TOTAL	377,619,977	1,242,218	3,281,514			4,523,732
Grand Haven 70-010	Grand Haven Charter Twp.	645,643,177	2,954,255	2,233,925			5,188,180
	Port Sheldon Twp.	463,275,697	7,148,588	1,602,933			8,751,521
	Robinson Twp.	162,939,011	424,996	563,768			988,764
	Spring Lake Twp.	113,473,199	736,328	392,617			1,128,945
	Ferrysburg City	155,410,916	990,238	537,721			1,527,959
	Grand Haven City	<u>522,667,309</u>	<u>4,677,383</u>	<u>1,808,428</u>			<u>6,485,811</u>
	TOTAL	2,063,409,309	16,931,788	7,139,392			24,071,180
Holland 70-020	Holland Charter Twp.	29,634,653	429,147	209,813	22,225		661,185
	Park Twp.	101,813,779	834,165	720,841	76,360		1,631,366
	Holland City	* <u>624,036,198</u>	<u>4,655,874</u>	<u>4,418,176</u>	<u>468,027</u>		<u>9,542,077</u>
	TOTAL	<u>755,484,630</u>	<u>5,919,186</u>	<u>5,348,830</u>	<u>566,612</u>		<u>11,834,628</u>

GOVERNMENT UNITS IN SCHOOL DISTRICTS

SCHOOL DISTRICT	GOVERNMENT UNIT	TOTAL TAXABLE including Ren Zone	TOTAL OPERATING	TOTAL DEBT	TOTAL B & S	TOTAL RECREATION	GRAND TOTAL
Hudsonville 70-190	Allendale Charter Twp.	147,093	0	1,029	147		1,176
	Blendon Twp.	128,547,971	245,179	899,835	128,547		1,273,561
	Georgetown Charter Twp.	556,643,530	1,568,238	3,896,504	556,643		6,021,385
	Jamestown Charter Twp.	258,348,058	714,626	1,808,436	258,348		2,781,410
	Zeeland Charter Twp.	16,185,504	41,301	113,298	16,185		170,784
	Hudsonville City	204,328,295	1,408,828	1,430,298	204,328		3,043,454
	TOTAL	1,164,200,451	3,978,172	8,149,400	1,164,198		13,291,770
Genison 70-175	Georgetown Charter Twp.	749,742,420	2,710,253	6,372,810			9,083,063
Spring Lake 70-300	Crockery Twp.	83,923,817	345,238	539,714			884,952
	Spring Lake Twp.	511,469,262	2,289,353	3,289,258			5,578,611
	TOTAL	595,393,079	2,634,591	3,828,972			6,463,563
West Ottawa 70-070	Holland Charter Twp.	756,861,322	6,415,017	5,865,675	227,058		12,507,750
	Olive Twp.	64,787,361	392,231	502,102	19,436		913,769
	Park Twp.	777,703,574	3,161,300	6,027,202	233,311		9,421,813
	Port Sheldon Twp.	180,979,846	802,291	1,402,593	54,293		2,259,177
	TOTAL	1,780,332,103	10,770,839	13,797,572	534,098		25,102,509
Zeeland 70-350	Blendon Twp.	79,314,604	139,913	541,718	79,314	31,725	792,670
	Holland Charter Twp.	284,581,426	1,174,027	1,943,691	284,581	113,832	3,516,131
	Olive Twp.	78,841,582	281,125	538,488	78,841	31,536	929,990
	Robinson Twp.	30,135,758	74,355	205,827	30,135	12,054	322,371
	Zeeland Charter Twp.	307,276,270	1,385,193	2,098,696	307,276	121,747	3,912,912
	Holland City	11,200	201	76	11	4	292
	Zeeland City	273,151,558	2,114,080	1,865,625	273,151	109,260	4,362,116
	TOTAL	1,053,312,398	5,168,894	7,194,121	1,053,309	420,158	13,836,482
Total Ottawa Intermediate School District - Ottawa County Only		8,918,625,697					

GOVERNMENT UNITS IN SCHOOL DISTRICTS

SCHOOL DISTRICT	GOVERNMENT UNIT	TOTAL TAXABLE including Ren Zone	TOTAL OPERATING	TOTAL DEBT	TOTAL B & S	TOTAL RECREATION	GRAND TOTAL
-----------------	-----------------	----------------------------------	-----------------	------------	-------------	------------------	-------------

Kent Intermediate School District

Grandville 41-130	Georgetown Charter Twp. Jamestown Charter Twp. Tallmadge Charter Twp. TOTAL	36,571,164 14,164,934 <u>115,850,539</u> 166,586,637	37,464 23,122 <u>612,531</u> 673,117	117,027 45,327 <u>370,721</u> 533,075	51,199 19,830 <u>162,190</u> 233,219		205,690 88,279 <u>1,145,442</u> 1,439,411
Kenowa Hills 41-145	Tallmadge Charter Twp. Wright Twp. TOTAL	56,082,850 <u>30,167,592</u> 86,250,442	177,731 <u>178,598</u> 356,329	166,566 <u>89,597</u> 256,163			344,297 <u>268,195</u> 612,492
Kent City 41-150	Chester Twp.	6,138,180	10,491	50,639	6,138		67,268
Sparta 41-240	Chester Twp. Wright Twp. TOTAL	30,155,521 <u>2,449,634</u> 32,605,155	148,480 <u>7,239</u> 155,719	179,425 <u>14,575</u> 194,000	25,789 <u>2,094</u> 27,883		353,694 <u>23,908</u> 377,602
Total Kent Intermediate School District Ottawa County Only		291,580,414					

Muskegon Area Intermediate School District

Fruitport 61-080	Crockery Twp. Spring Lake Twp. TOTAL	44,203,346 <u>37,778,599</u> 81,981,945	153,115 <u>224,812</u> 377,927	132,610 <u>113,335</u> 245,945			285,725 <u>338,147</u> 623,872
Ravenna 61-210	Chester Twp.	19,910,528	41,705	139,373			181,078
Total Muskegon Area Intermediate School District-Ottawa County Only		101,892,473					
GRAND TOTAL (Ottawa, Kent, Muskegon Intermediate School Districts)		<u><u>9,312,098,584</u></u>					* The taxable value of Senior Citizen & Disabled Family Housing parcels have been subtracted from the total taxable values because those parcels are not considered part of the Ad Valorem tax roll.

2012 Estimate of Library & Authority Dollars

GOVERNMENT UNITS IN DISTRICT LIBRARIES AND AUTHORITIES

LIBRARY OR AUTHORITY	GOVERNMENT UNIT	TOTAL TAXABLE	TOTAL OPERATING	TOTAL DEBT	TOTAL DOLLARS
Loutit Library	Grand Haven Charter Twp	645,643,177	631,585	77,477	709,062
	Robinson Township	193,074,769	188,981	23,168	212,149
	Ferrysburg City	155,410,916	152,116	18,649	170,765
	Grand Haven City	522,667,309	511,586	62,720	574,306
	Port Sheldon Twp (Grand Haven School District only)	463,275,697	453,454	55,593	509,047
	TOTAL	1,980,071,868	1,937,722	237,607	2,175,329
Coopersville Area Library	Chester Township	76,309,098	44,877		44,877
	Polkton Charter Township	97,973,949	57,618		57,618
	Wright Township	106,481,825	61,695		61,695
	Coopersville City	94,508,956	54,804		54,804
	TOTAL	375,273,828	218,994		218,994
Spring Lake Library	Spring Lake Township	662,721,060	1,147,993	331,360	1,479,353

Macatawa Area Express Transportation Authority

Ottawa County Portion Only	Holland Charter Township	* 1,071,077,401	421,006		421,006
	Holland City	* 624,047,398	248,524		248,524
	TOTAL	1,695,124,799	669,530		669,530

Holland Area Swimming Pool Authority

Ottawa County Portion Only	Holland Charter Township	29,634,653	25,189	21,336	46,525
	Park Township	101,813,779	86,541	73,305	159,846
	Holland City	624,036,198	528,106	449,306	977,412
	TOTAL	755,484,630	639,836	543,947	1,183,783

Downtown Development Authorities

MSDDA DDA DDA	Grand Haven City	42,834,011	79,020		79,020
	Holland City	96,290,719	176,529		176,529
	Hudsonville City	14,177,725	14,177		14,177

* The taxable values of Senior Citizen & Disabled Family Housing parcels have been subtracted from the total taxable values because those parcels are not considered part of the Ad Valorem tax roll.

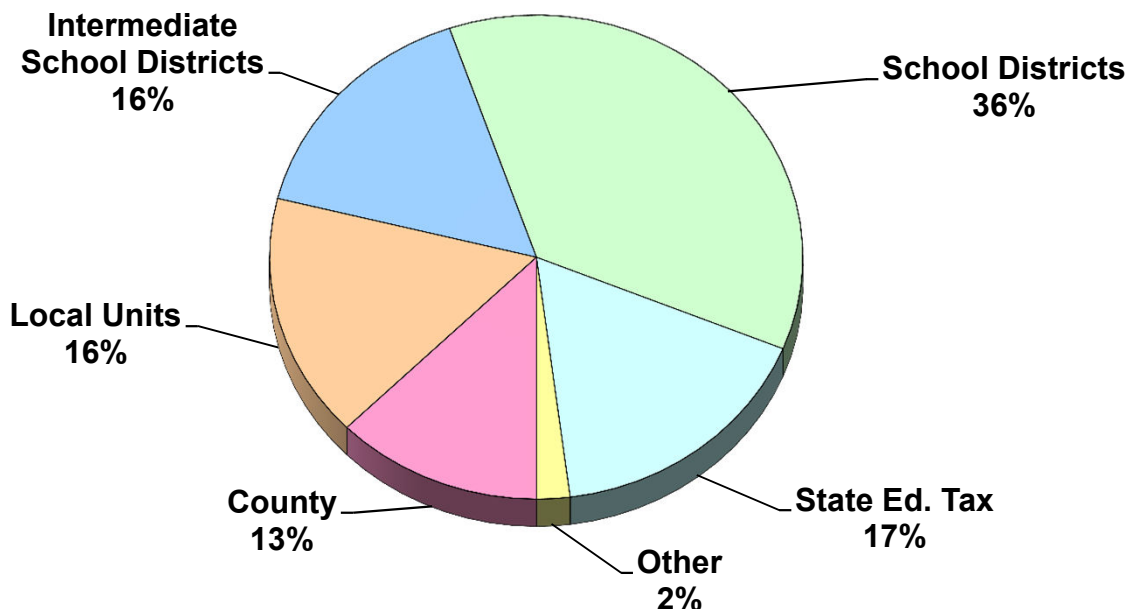
2012 Estimate of Tax Dollars for State Education, Intermediate Schools, and Community College

Government Unit	State Ed Taxable Value	State Ed Tax Dollars	Ottawa ISD Taxable Value	Ottawa ISD Tax Dollars	Muskegon ISD Taxable Value	Muskegon ISD Tax Dollars	Kent ISD & GRCC Taxable Value	Kent ISD Tax Dollars	GR Comm. College
Allendale Charter Township	372,799,829	2,236,798	377,227,329	2,083,577					
Blendon Township	207,106,175	1,242,637	207,862,575	1,148,108					
Chester Township	76,154,398	456,926	20,104,869	111,047	19,910,528	74,823	36,293,701	170,228	64,838
Crockery Township	127,384,210	764,305	84,135,164	464,712	44,203,346	166,116			
Georgetown Charter Township	1,339,797,214	8,038,783	1,306,385,950	7,215,692			36,571,164	171,529	65,334
Grand Haven Charter Township	627,722,977	3,766,337	645,264,877	3,564,056					
Holland Charter Township	994,934,501	5,969,607	1,052,516,501	5,813,469					
Jamestown Charter Township	267,256,392	1,603,538	258,348,058	1,426,959			14,164,934	66,437	25,305
Olive Township	136,566,643	819,399	143,628,943	793,320					
Park Township	879,517,353	5,277,104	879,517,353	4,857,926					
Polkton Charter Township	95,545,249	573,271	97,973,949	541,149					
Port Sheldon Township	639,809,243	3,838,855	644,255,543	3,558,481					
Robinson Township	192,739,969	1,156,439	193,074,769	1,066,429					
Spring Lake Township	642,476,260	3,854,857	624,461,461	3,449,150	37,778,599	141,971			
Tallmadge Charter Township	253,861,190	1,523,167	90,956,257	502,387			165,751,700	777,425	296,115
Wright Township	103,365,053	620,190	73,864,599	407,983			31,041,354	145,593	55,455
Zeeland Charter Township	315,867,715	1,895,942	321,309,712	1,770,555					
Coopersville City	89,490,003	536,940	93,188,903	514,719					
Ferrysburg City	154,130,816	924,784	155,410,916	858,396					
Grand Haven City	483,642,309	2,901,853	522,667,309	2,886,900					
Holland City	595,777,898	3,574,667	621,312,498	3,431,757					
Hudsonville City	194,538,895	1,167,233	203,925,295	1,126,360					
Zeeland City	210,613,558	1,263,681	273,151,558	1,508,725					
Totals	9,001,097,850	54,007,313	8,890,544,388	49,101,857	101,892,473	382,910	283,822,853	1,331,212	507,047

Total Estimated 2012 Tax Dollars

Summarized by Individual Taxing Entity

Ottawa County	40,408,705	Ottawa Intermediate School	49,101,857
Allendale Charter Township	1,034,432	Muskegon Intermediate School	382,910
Blendon Township	566,549	Kent Intermediate School	1,331,212
Chester Township	310,637	Allendale School District	5,727,364
Crockery Township	367,008	Coopersville School District	4,523,732
Georgetown Charter Township	3,021,653	Grand Haven School District	24,071,180
Grand Haven Charter Township	3,069,700	Holland School District	11,834,628
Holland Charter Township	6,420,349	Hudsonville School District	13,291,770
Jamestown Charter Township	1,180,307	Jenison School District	9,083,063
Olive Township	715,040	Spring Lake School District	6,463,563
Park Township	3,417,801	West Ottawa School District	25,102,509
Polkton Charter Township	412,164	Zeeland School District	13,836,482
Port Sheldon Township	934,169	Grandville School District	1,439,411
Robinson Township	671,898	Kenowa Hills School District	612,492
Spring Lake Township	1,277,988	Kent City School District	67,268
Tallmadge Charter Twp	565,833	Sparta School District	377,602
Wright Township <i>amended</i>	215,674	Fruitport School District	623,872
Zeeland Charter Township	2,163,748	Ravenna School District	181,078
Coopersville City	1,292,317	Michigan Education Tax	54,007,313
Ferrysburg City	1,466,906	Grand Rapids Community College	507,047
Grand Haven City	7,373,004	Loutit Library	2,175,329
Holland City	9,387,098	Coopersville Area Library	218,994
Hudsonville City	2,290,343	Spring Lake Library	1,479,353
Zeeland City	3,068,966	MAX Transport	669,530
Spring Lake Village	1,288,835	Holland Area Community Pool	1,183,783
		Grand Haven City MSDDA	79,020
		Holland City DDA	176,529
		Hudsonville City DDA	14,177
		Total All Taxing Entities <i>amended</i>	321,484,193



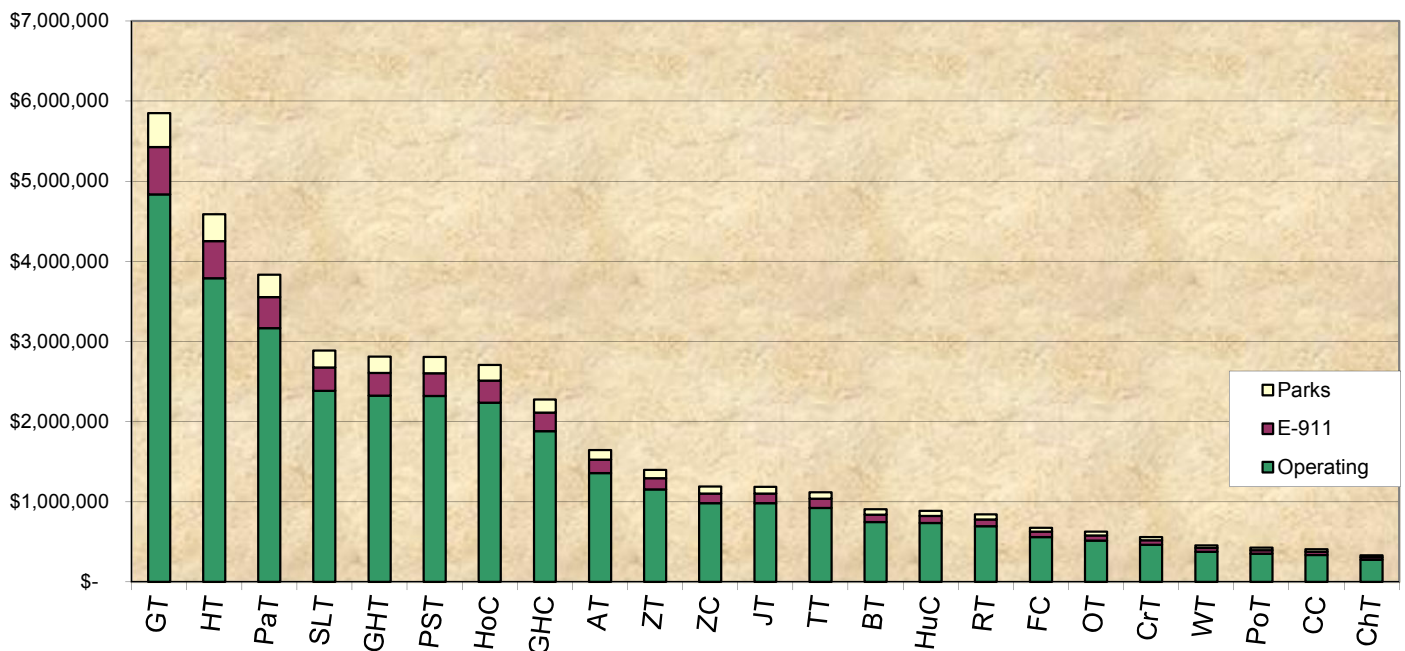
(Other: Libraries, Pool Authority, MAX, DDA's that levy a tax, and Grand Rapids Community College)

2012 County Tax Levy Review

Government Unit	Code	Taxable Value minus Ren. Zone	Total County Levy	Percent of Total County	Breakdown of County Taxes		
					Operating	E-911	Parks
Georgetown Charter Twp	GT	1,342,957,114	\$ 5,850,591	14.48%	\$ 4,834,645	\$ 590,901	\$ 425,045
Holland Charter Twp	HT	1,052,516,501	\$ 4,585,287	11.35%	\$ 3,789,059	\$ 463,107	\$ 333,121
Park Township	PaT	879,517,353	\$ 3,831,616	9.48%	\$ 3,166,262	\$ 386,987	\$ 278,367
Spring Lake Township	SLT	662,240,060	\$ 2,885,047	7.14%	\$ 2,384,064	\$ 291,385	\$ 209,598
Grand Haven Charter Twp	GHT	645,264,877	\$ 2,811,095	6.96%	\$ 2,322,953	\$ 283,916	\$ 204,226
Port Sheldon Township	PST	644,255,543	\$ 2,806,697	6.95%	\$ 2,319,319	\$ 283,472	\$ 203,906
Holland City	HoC	621,312,498	\$ 2,706,746	6.70%	\$ 2,236,724	\$ 273,377	\$ 196,645
Grand Haven City	GHC	522,667,309	\$ 2,276,999	5.63%	\$ 1,881,602	\$ 229,973	\$ 165,424
Allendale Charter Twp	AT	377,227,329	\$ 1,643,390	4.07%	\$ 1,358,018	\$ 165,980	\$ 119,392
Zeeland Charter Twp	ZT	320,304,115	\$ 1,396,497	3.46%	\$ 1,153,999	\$ 141,043	\$ 101,455
Zeeland City	ZC	273,151,558	\$ 1,189,983	2.94%	\$ 983,345	\$ 120,186	\$ 86,452
Jamestown Charter Twp	JT	272,512,992	\$ 1,187,201	2.94%	\$ 981,046	\$ 119,905	\$ 86,250
Tallmadge Charter Twp	TT	256,707,957	\$ 1,118,347	2.77%	\$ 924,148	\$ 112,951	\$ 81,248
Blendon Township	BT	207,862,575	\$ 905,552	2.24%	\$ 748,305	\$ 91,459	\$ 65,788
Hudsonville City	HuC	203,925,295	\$ 888,400	2.20%	\$ 734,131	\$ 89,727	\$ 64,542
Robinson Township	RT	193,074,769	\$ 841,129	2.08%	\$ 695,069	\$ 84,952	\$ 61,108
Ferrysburg City	FC	155,410,916	\$ 677,046	1.68%	\$ 559,479	\$ 68,380	\$ 49,187
Olive Township	OT	143,628,943	\$ 625,718	1.55%	\$ 517,064	\$ 63,196	\$ 45,458
Crockery Township	CrT	128,338,510	\$ 559,105	1.38%	\$ 462,018	\$ 56,468	\$ 40,619
Wright Township	WT	104,905,953	\$ 457,021	1.13%	\$ 377,661	\$ 46,158	\$ 33,202
Polkton Charter Twp	PoT	97,973,949	\$ 426,822	1.06%	\$ 352,706	\$ 43,108	\$ 31,008
Coopersville City	CC	93,188,903	\$ 405,977	1.00%	\$ 335,480	\$ 41,003	\$ 29,494
Chester Township	ChT	76,309,098	\$ 332,439	0.82%	\$ 274,712	\$ 33,576	\$ 24,151
Totals:		9,275,254,117	\$ 40,408,705	100%	\$ 33,391,809	\$4,081,210	\$2,935,686

Note: Total Taxable Value including the Renaissance Zones is: 9,312,098,584

Total County Revenue lost to Renaissance Zones is: \$159,416



Appendix A

MICHIGAN RENAISSANCE ZONE ACT (Act 376 of 1996) As Reported in the 2012 Equalization Report

211.7ff Real and personal property located in renaissance zone.

- (1) For taxes levied after 1996, except as otherwise provided in subsections (2) and (3) and except as limited in subsections (4), (5), and (6), real property in a renaissance zone and personal property located in a renaissance zone is exempt from taxes collected under this act to the extent and for the duration provided pursuant to the Michigan renaissance zone act, 1996 PA 376, MCL 125.2681 to 125.2696.
- (2) Real and personal property in a renaissance zone is not exempt from collection of the following:
- (a) A special assessment levied by the local tax collecting unit in which the property is located.
- (b) Ad valorem property taxes specifically levied for the payment of principal and interest of obligations approved by the electors or obligations pledging the unlimited taxing power of the local governmental unit.
- (c) A tax levied under section 705, 1211c, or 1212 of the revised school code, 1976 PA 451, MCL 380.705, 380.1211c, and 380.1212.
- 380.705 ...a regional enhancement property tax may be levied by an intermediate school district at a rate not to exceed 3 mills
- 380.1211c ...a school district may levy, in addition to the millage authorized under section 1211, not more than 3 additional mills for enhancing operating revenue
- 380.1212 ...the board of a school district may levy a tax of not to exceed 5 mills on the state equalized valuation of the school district ...for the purpose of creating a sinking fund

125.2689 Exemption, deduction, or credit

Sec. 9. (3) During the last 3 years that the taxpayer is eligible for an exemption, deduction, or credit..., the exemption, deduction, or credit shall be reduced by the following percentages:

- (a) For the tax year that is 2 years before the final year of designation as a renaissance zone, the percentage shall be 25%.
- (b) For the tax year immediately preceding the final year of designation as a renaissance zone, the percentage shall be 50%.
- (c) For the tax year that is the final year of designation as a renaissance zone, the percentage shall be 75%.

UNIT	ZONE TYPE	SCHOOL DISTRICT CODE & NAME		Ad-Valorem										
				#	REAL VALUES	LOST REVENUE REAL	#	PERSONAL VALUES	LOST REVENUE PERSONAL	#	TOTAL VALUE	TOTAL LOST REVENUE		
11 Allendale Twp	Agricultural	70040 Allendale	Assessed		1,206,400			813,300				2,019,700		
			Taxable	1	1,206,400	44,180	2	813,300	10,265	3	2,019,700	54,445		
	Tool/Die	70040 Allendale	Assessed		30,700			27,000				57,700		
			Taxable	1	4,394	160	1	27,000	340	2	31,394	500		
	Sub Total			Assessed		1,237,100			840,300				2,077,400	
				Taxable	2	1,210,794	44,340	3	840,300	10,605	5	2,051,094	54,945	
16 GrandHaven Twp	Tool/Die	70010 Grand Haven	Assessed		302,200			76,100				378,300		
			Taxable	1	302,200	11,881	1	76,100	1,165	2	378,300	13,046		
17 Holland Twp	Agricultural	70070 West Ottawa	Assessed		7,459,500			11,101,400				18,560,900		
			Taxable	1	7,459,500	301,213	1	11,101,400	181,839	2	18,560,900	483,052		
	Renewable Energy	70070 West Ottawa	Assessed		0			0				0		
			Taxable	1	0	0	0	0	0	1	0	0		
	Sub Total			Assessed		7,459,500			11,101,400				18,560,900	
				Taxable	2	7,459,500	301,213	1	11,101,400	181,839	3	18,560,900	483,052	
24 Spring Lake Twp	Tool/Die	70300 Spring Lake	Assessed		264,500			216,500				481,000		
			Taxable	1	264,500	9,930	2	216,500	2,932	3	481,000	12,862		
25 Tallmadge Twp	Tool/Die	41145 Kenowa Hills	Assessed		70,000			204,607				274,607		
			Taxable	1	70,000	2,592	1	204,607	2,667	2	274,607	5,259		
		41130 Grandville	Assessed		3,024,500			2,969,267				5,993,767		
			Taxable	9	2,937,815	108,809	2	2,969,267	38,711	11	5,907,082	147,520		
	Sub Total			Assessed		3,094,500			3,173,874				6,268,374	
				Taxable	10	3,007,815	111,401	3	3,173,874	41,378	13	6,181,689	152,779	
26 Wright Twp amended	Tool/Die	41145 Kenowa Hills	Assessed		410,600			1,194,000				1,604,600		
			Taxable	2	381,872	14,311	2	1,194,000	16,091	4	1,575,872	30,402		
27 Zeeland Twp	Agricultural	70350 Zeeland	Assessed		536,000			1,629,700				2,165,700		
			Taxable	2	522,362	21,432	1	1,629,700	27,753	3	2,152,062	49,185		
	Tool/Die	70350 Zeeland (Pay 25%-expiring)	Assessed		491,100			514,900				1,006,000		
			Taxable	2	490,697	15,099	1	514,900	6,576	3	1,005,597	21,675		
	Sub Total			Assessed		1,027,100			2,144,600				3,171,700	
				Taxable	4	1,013,059	36,531	2	2,144,600	34,329	6	3,157,659	70,860	
44 Coopersville City	Tool/Die	70120 Coopersville	Assessed		258,700			1,069,100				1,327,800		
			Taxable	3	250,953	11,974	4	1,069,100	25,356	7	1,320,053	37,330		
65 Holland City	Tool/Die	70020 Holland	Assessed		1,264,200			1,470,700				2,734,900		
			Taxable	1	1,264,200	63,511	1	1,470,700	38,588	2	2,734,900	102,099		
72 Hudsonville City	Tool/Die	70190 Hudsonville	Assessed		237,600			165,400				403,000		
			Taxable	2	237,600	10,599	2	165,400	3,408	4	403,000	14,007		
Countywide Total			Assessed		15,556,000			21,451,974				37,007,974		
			Taxable	28	15,392,493	615,691	21	21,451,974	355,691	49	36,844,467	971,382		

NOTE: TOTAL LOST REVENUES INCLUDES ALL TAXING ENTITIES

Action Request



Committee: Finance and Administration Committee

Meeting Date: 11/20/2012

Requesting Department: Parks and Recreation

Submitted By: Misty Cunningham

Agenda Item: Proposed 2013 Parks and Recreation Fees

SUGGESTED MOTION:

To approve and forward to the Board of Commissioners the Parks and Recreation Commission's proposed fee schedule for 2013 including increases to motor vehicle parking fees and selected facility reservation fees.

SUMMARY OF REQUEST:

The Ottawa County Parks and Recreation Commission is recommending increases to selected parks and recreation fees for 2013 including motor vehicle parking fees (i.e. entrance fees) and facility reservation fees. A summary sheet is attached showing proposed fee increases highlighted. The intent of the fee increases is to keep fees current through periodic modest adjustments. Additional revenues will be used to support maintenance services and staffing.

FINANCIAL INFORMATION:

Total Cost: \$0.00 General Fund Cost: \$0.00 Included in Budget: Yes No

If not included in budget, recommended funding source:

ACTION IS RELATED TO AN ACTIVITY WHICH IS:

Mandated Non-Mandated New Activity

ACTION IS RELATED TO STRATEGIC PLAN:

Goal: 3: To Contribute to a Healthy Physical, Economic, & Community Environment.

Objective: 4: Continue initiatives to positively impact the community.

ADMINISTRATION RECOMMENDATION: Recommended Not Recommended Without Recommendation

County Administrator:

Committee/Governing/Advisory Board Approval Date:



Ottawa County Parks &
Recreation Commission
12220 Fillmore St., West Olive, Michigan 49460
(616) 738-4810 www.miottawa.org/parks

MEMORANDUM

Date: November 12, 2012
To: Ottawa County Board of Commissioners
From: John Scholtz, Parks and Recreation Director
RE: Proposed 2013 Parks and Recreation Fees

The Ottawa County Parks and Recreation Commission is recommending increases to selected parks and recreation fees for 2013 including motor vehicle parking fees (i.e. entrance fees) and facility reservation fees. A summary sheet is attached showing proposed fee increases highlighted. The intent of the fee increases is to keep fees current through periodic modest adjustments. Additional revenues will be used to support maintenance services and staffing.

PROPOSED BOARD MOTION:

To approve and forward to the Board of Commissioners the Parks and Recreation Commission's proposed fee schedule for 2013 including increases to motor vehicle parking fees and selected facility reservation fees.

2013 Proposed Fees and Charges Summary
Ottawa County Parks and Recreation Commission

MOTOR VEHICLE PARKING FEES	<i>Current Daily</i>	<i>Proposed Daily</i>	<i>Current Annual</i>	<i>Proposed Annual</i>
Resident	\$4	\$5	\$12	\$15
Non-Resident	\$6	\$7	\$24	\$25
Seniors			\$7	
Multi-vehicle (Ottawa Co. resident only)			\$5	
Exception: Rosy Mound Natural Area & Olive Shores Residents and Non-Residents	\$6	\$7	same as above	same as above

RIVERSIDE PARK BOAT LAUNCH FEES	<i>Current Daily</i>	<i>Proposed Daily</i>	<i>Current Annual</i>	<i>Proposed Annual</i>
Resident	\$5		\$12	\$15
Non-Resident	\$5		\$24	\$25
Riverside Fishing Tournaments (per event)	\$110	\$120		

FACILITY RESERVATION FEES: \$25 fee for per tent, dunk tank or other amusement, prior approval is required

<i>Picnic Buildings</i>	<i>Current Resident</i>	<i>Proposed Resident</i>	<i>Current Non-Resident</i>	<i>Proposed NR</i>
Hager Picnic - ½ day / ½ bldg. (50 cap)	\$50	\$60	\$80	\$90
Spring Grove Picnic - ½ day / ½ bldg. (50 cap)	\$50	\$60	\$80	\$90
Kirk Park Lodge - all day (50 cap)	\$60	\$70	\$90	\$100
Grand River Park - all day (50 person cap)	\$70	\$80	\$90	\$100
<i>Picnic Shelters</i>				
Riverside Park shelter	\$50	\$40	\$80	\$70
Grose Park (Lake & Forest shelters)	\$50	\$60	\$80	\$90
Hager Park Maples Shelter	\$50	\$60	\$80	\$90
Kirk Park shelter	\$50	\$60	\$80	\$90
North Beach Park South ½ shelter	\$50	\$60	\$80	\$90
Tunnel Park (North & South shelters)	\$50	\$60	\$80	\$90
<i>Special Facilities</i>				
Pigeon Creek Group Camp (overnight)	\$40		\$60	
Kirk Park Lodge (overnight)	\$40	\$50	\$60	\$70
Pigeon Creek Lodge (6 hr. rental)	\$90	\$100	\$110	\$125
Hager DeVries & VanderLaan Rooms (6 hrs.)	\$110	\$125	\$130	\$150
Additional hours	\$15	\$20	\$15	\$25
Pine Bend Weaver House (6 hrs.)	\$140	\$150	\$180	\$200
\$250 deposit Additional hours	\$30		\$40	
Connor Bayou Woodland Cabin (6 hrs.)	\$140	\$150	\$180	\$200
\$250 deposit Additional hours	\$30		\$40	
Spring Grove Trellis ½ day & ½ Picnic bldg.	\$160	\$175	\$190	\$200

2013 Proposed Fees and Charges Summary
Ottawa County Parks and Recreation Commission

Pigeon Lodge Winter Rental Fees	<i>First 2 hrs.</i>	<i>Each add. hr.</i>
Youth Skis	\$5	\$2
Adult Skis	\$8	\$2
Skating Skis	\$8	\$2
Snowshoes	\$6	\$2

Nature Education Center Program Fees	<i>1 Guide</i>	<i>2 Guides</i>	<i>3 Guides</i>	<i>4 Guides</i>	<i>5 Guides</i>	<i>6 Guides</i>
1 Hour	\$20	\$40	\$60	\$80	\$100	\$120
2 Hours	\$30	\$60	\$90	\$120	\$150	\$180
3 Hours	\$40	\$80	\$120	\$160	\$200	\$240
4 Hours	\$50	\$100	\$150	\$200	\$250	\$300

Guidelines: Ideal group per guide is 15 or less. Maximum group size, 100 per time period.

NATURE EDUCATION CENTER RENTAL FEES

Nature Education Center Rental Fees	<i>Classroom (40 cap)</i>		<i>Multi-Purpose (90 cap)</i>		<i>Both Rooms</i>	
	<i>Resident</i>	<i>NR</i>	<i>Resident</i>	<i>NR</i>	<i>Resident</i>	<i>NR</i>
9am - noon (3 hrs.)	\$ 75	\$ 100	\$ 125	\$ 150	\$ 200	\$ 225
1pm - 4pm (3 hrs.)	\$ 75	\$ 100	\$ 125	\$ 150	\$ 200	\$ 225
5pm - 9pm (4 hrs.) (after open hours)	\$ 150	\$ 175	\$ 250	\$ 275	\$ 400	\$ 425

Action Request



Committee: Finance and Administration Committee

Meeting Date: 11/20/2012

Requesting Department: Administrator's Office

Submitted By: Keith Van Beek

Agenda Item: Service Agreement between Ottawa County and Harbor Humane Society

SUGGESTED MOTION:

To approve and forward to the Board of Commissioners the Service Agreement between Ottawa County and Harbor Humane Society.

SUMMARY OF REQUEST:

Ottawa County has had a long-term partnership with the Harbor Humane Society to house animals in relation to animal control activities operated by the Sheriff's Office. The attached agreement is a continuation of those services.

The items that have changed in the agreement include compensation and the term of the agreement. The term of the proposed agreement is for three years. Compensation, as calculated by a rate per animal, has increased to \$118.86 for 2013. Rates in 2014 and 2015 will increase by C.P.I. or 3%, whichever is less. The rate of \$118.86 represents a significant increase, but also a return to a methodology and historic rate used prior to the most recent agreement.

The Sheriff's Office is in full support of the proposed Agreement, as it continues an agreement that works well in that the County does not have the operational responsibility for an animal shelter.

The Harbor Humane Society Board has already approved the proposed agreement and signatures have been secured.

FINANCIAL INFORMATION:

Total Cost: \$287,046.90 | General Fund Cost: \$287,046.90 | Included in Budget: Yes | No

If not included in budget, recommended funding source: Increased amount of agreement in excess of budget recommended to be taken from contingency.

ACTION IS RELATED TO AN ACTIVITY WHICH IS:

Mandated | Non-Mandated | New Activity

ACTION IS RELATED TO STRATEGIC PLAN:

Goal: 4: To Continually Improve the County's Organization and Services.

Objective: 1: Maintain systems and programs of continuous improvement to gain efficiencies and improve effectiveness. & 4: Examine opportunities for service-delivery with local units of government.

ADMINISTRATION RECOMMENDATION: Recommended | Not Recommended | Without Recommendation

County Administrator:

Committee/Governing/Advisory Board Approval Date:

COUNTY OF OTTAWA

HARBOR HUMANE SOCIETY

SERVICE AGREEMENT

THIS AGREEMENT is made and entered into this ____ day of _____, 2012, by and between the COUNTY OF OTTAWA, a municipal corporation located at the County Administration Building, 12220 Fillmore, West Olive, Michigan 49460, hereinafter referred to as the "County," and HARBOR HUMANE SOCIETY, doing business at 14345 Bagley Street at U.S. 31, West Olive, Michigan 49460, a non-profit corporation hereinafter referred to as the "Society."

In consideration of the mutual promises and conditions set forth below, the parties hereto agree as follows:

ARTICLE I

SCOPE OF SERVICE

Section 1. The Society agrees to provide the following services to the County of Ottawa in accordance with the terms and conditions of this Agreement.

1.1 The Society will maintain proper housing for stray or homeless dogs and cats which come into its custody by any law enforcement officer in the employ of the County, or by any resident of the County.

1.2 The Society will maintain suitable office hours, as determined by the Society, for the convenience of the public and for the purpose of transacting business in connection with the duties under this Agreement and for the purpose of receiving animals or redemptions of impounded animals.

1.3 The Society will provide food, water, shelter and other humane treatment for such animals while they are in the Society's possession and until placed or otherwise humanely disposed of by the Society.

1.4 The Society will collect statistics which accurately reflect the number and source of animals brought to its shelter, (i.e., owner surrender, general public, or animal control) and the disposition of the animals.

1.5 The Society will assist the Ottawa County Sheriff's Department in handling and locating food, water, shelter and veterinarian services in cases of alleged or suspected animal abuse or neglect. In the event the services of the Society are invoked under this section of the Agreement, and assuming the Society anticipates reimbursement therefore, the parties will, by their authorized representatives, at the earliest available opportunity,

mutually agree upon a formula for reimbursement for services to be provided by the Society prior to the Society providing such services and/or taking custody of the animals.

1.6 The Society will maintain a list of veterinarians doing business within Ottawa County who may be willing to assist the Ottawa County Sheriff's Department and the Ottawa County Prosecutor's Office in the investigation and documentation of alleged or suspected animal abuse or neglect cases.

1.7 The Society will provide the standard first series of shots and will also provide rabies shots for all dogs and cats which are adopted from the facility, and if deemed necessary, in its sole discretion, for all dogs and cats which are returned to owners after having been turned in to the facility pursuant to the terms of this Agreement. The Society may charge a reasonable fee for these services to the person with whom the dog or cat is placed or returned to.

1.8 The Society shall sell dog licenses at its facility, and shall require that any dog adopted out or returned to an owner be licensed before the dog is permitted to leave the Harbor Humane Society facility. The Society may retain a fee of \$1.00 for each license sold and shall, on a monthly basis, remit the balance of the license fee to the Ottawa County Treasurer, along with such records of the license transaction as may be required by the Treasurer.

1.9 During the term of this Agreement, and at the option of the County, a member of the Ottawa County Board of Commissioners, or its designee, selected by its Chairperson and approved by the full Board, may be a non-voting member of the Board of Directors of the Harbor Humane Society. The person selected to fill this position, if any, shall be given notice of all regular and special meetings of the Board of Directors of the Harbor Humane Society, in a manner identical to that given to all other members of the Society's Board of Directors. The Society shall make any necessary changes in its by-laws and policies to provide for implementation of this Section.

1.10 For the duration of this Agreement, the Society shall maintain a policy of liability insurance for all risks, having comprehensive general liability limits of not less than \$1,000,000 (one million dollars) per accident or occurrence. The County of Ottawa shall be endorsed as an additional insured on this policy. Proof of the existence of the policy and of the endorsement shall be provided to Ottawa County at the outset of this Agreement and thereafter upon written request.

ARTICLE II

COMPENSATION

During the term of this Agreement, the County agrees to pay the Society per dog or cat delivered to the Society by the Ottawa County Sheriff's Department or other duly authorized law enforcement personnel employed by a municipality within Ottawa County. The County also agrees to pay the Society per stray or homeless dog or cat delivered by any resident of the

County. The rate per dog or cat as defined above will be \$118.86 in 2013, which will be adjusted upward annually by the Consumers Price Index (C.P.I.) or 3%, whichever is less, for the term of this Agreement.

Based upon past deliveries of animals, it is anticipated that, without limitation, approximately \$287,046.90 (2,415 x \$118.86 per animal = \$287,046.90) may be paid to the Society during the first year of this Agreement for services to be provided hereunder. To facilitate budgeting under the Agreement, a payment of 1/12th of the approximate annual payment (\$23,920.57 in the first year of this Agreement) will be made by the County to the Society on a monthly basis as outlined in Exhibit "A". Payments will be adjusted quarterly to reflect the actual payment amount based upon the stray or homeless dogs or cats delivered to the Society annually.

ARTICLE III

PERFORMANCE RECORDS AND PROGRAM EVALUATION REPORTS

Section 3. All reports required of the Society by this Agreement shall be delivered by the Society to the Ottawa County Sheriff's Office which shall act as the County Oversight Agency for the Agreement.

3.1 The Society shall submit to the County Oversight Agency a monthly report summarizing the animals brought to the shelter under the terms of this Agreement and the disposition of the same. Additionally, the County Oversight Agency shall have the authority to inspect any and all records and other documentation kept by the Society in accordance with this Agreement during all normal business hours of the Society.

3.2 Once each year, the Society will submit a report through the Ottawa County Sheriff's Office to the Ottawa County Board of Commissioners. The report shall include the latest annual financial report of the Society and a report of the Society's performance under the terms of this Agreement.

ARTICLE IV

TERM OF AGREEMENT

The Agreement shall be in full force and effect commencing January 1, 2013, and terminating at the close of business on December 31, 2015.

ARTICLE V

PERSONNEL

Section 1. The Society represents that it has, or will secure under the conditions of this Agreement, all personnel required for performing the Society's obligations under this Agreement.

Section 2. Such personnel, when hired, will not be employees of, or have any contract relationship with, the County or any of its agencies without prior written agreement of the County.

Section 3. All services will be performed by the Society or under its supervision, and all personnel engaged in the work will be fully qualified to perform such services. Society further shall be solely liable for all costs and expenses relating to the employment of individuals under its supervision including but not limited to wages, employment taxes and worker's compensation insurance coverage expenses.

Section 4. For purposes of this Agreement, the parties agree that this Agreement is for personal services only and that the Society is neither an employee nor an agent of the County but rather is considered as an independent contractor, who responsibilities include performing the functions set forth in MCLA 287.388.

ARTICLE VI

INTEREST OF SOCIETY AND COUNTY

The Society covenants that it has no interest and will not acquire any interest which would conflict with the performance of services required by this Agreement. The Society also promises that, in the performance of its obligations under this Agreement, no person having an interest conflicting with the performance of the services will be employed by Society. In addition, no officer, agent, employee of the County of Ottawa or member of its governing bodies may participate in any decision relating to this Agreement which affects his/her personal interests or the interest of any corporation, partnership or association which he/she is directly or indirectly interested or has any personal or pecuniary interest.

ARTICLE VII

OWNERSHIP OF DOCUMENTS AND PUBLICATION

All documents developed as a result of this Agreement will be freely available to the public upon proper interest. None may be copyrighted by the County, County Oversight Agency or the Society.

ARTICLE VIII

TERMINATION OF AGREEMENT

If the Society or County does not fulfill its obligations under this Agreement in a timely and proper manner, or if the Society or County is in default under any of the provision of this Agreement, the non-defaulting party may terminate this Agreement. Termination of this Agreement by the Society or County shall be by giving thirty (30) days written notice which notice shall be deemed to have been given when mailed.

ARTICLE IX

NOTICES

Any notices delivered pursuant to this Agreement shall be sufficient if sent by the parties hereto in the United States mail, postage paid, to the addresses noted below:

County of Ottawa
Ottawa County Administrator
12220 Fillmore Street, Room 310
West Olive, Michigan 49460

Harbor Humane Society
Attn: Executive Director
14345 Bagley Street at U.S. 31
West Olive, Michigan 49460

and

County of Ottawa
Ottawa County Sheriff
12220 Fillmore Street
West Olive, Michigan 49460

ARTICLE X

HOLD HARMLESS; INDEMNIFICATION

The Society hereby agrees to indemnify and hold the County harmless from and against any damages, injuries, claims of causes of action, including court costs and attorneys fees, arising either directly or indirectly from any acts or actions of the Society, and their employees or agents in furtherance of the Society's obligations pursuant to this Agreement.

The County hereby agrees to indemnify and hold Society harmless from and against any damages, injuries, claims of causes of action, including court costs and attorneys fees, arising either directly or indirectly from any acts or actions of the County, the Ottawa County Board of Commissioners, or their employees or agents in furtherance of the County's obligations pursuant to this Agreement.

ARTICLE XI

CHANGES IN SCOPE OR SCHEDULE OR SERVICES

The County may request changes in the scope or schedule of the services under this Agreement upon mutual written agreement between both parties. Changes which are mutually agreed upon by the County and the Society, including any increase or decrease in the amount of the Society's compensation, will be incorporated into this Agreement by written amendment. Any request by the Society to modify the scope or schedule of services, or to redirect funds, must be submitted in writing to the County Oversight Agency, such request for modification of the scope or schedule of services under this Agreement shall nevertheless require the written approval of the County.

ARTICLE XII

EXTENT OF AGREEMENT

This Agreement represents the entire understanding between the parties and supersedes all prior negotiations, representations or agreements, whether written or oral. This Agreement may be amended only by written instrument signed by both the County and the Society.

ARTICLE XIII

BINDING EFFECT

This Agreement and the terms and conditions hereof shall be binding upon and inure to the benefit of the parties hereto, their respective successors and assigns, provided however, Society may not assign its interest in this Agreement without the prior written consent of the County.

ARTICLE XIV

MISCELLANEOUS

This Agreement shall be governed by Michigan law. The waiver by any party hereto of a breach or violation of any provision of this Agreement shall not be a waiver of any subsequent breach of the same or any other provision of this Agreement. If any section or provision of this Agreement is unenforceable for any reason, the unenforceability thereof shall not impair the remainder of this Agreement, which shall remain in full force and effect. It is contemplated that this Agreement will be executed in multiple counterparts, all of which together shall be deemed to be one Agreement. This Agreement represents the entire understanding and agreement between the parties hereto. All prior oral or written understandings and agreements are specifically merged herein. The captions in this Agreement are for convenience only and shall not be considered as part of this Agreement or in any way to amplify or modify the terms and provisions thereof.

IN WITNESS WHEREOF, the parties hereto have executed this Agreement on the ____ day of _____, _____.

COUNTY OF OTTAWA

Dated: _____


By: _____
Philip D. Kuyers, Chairperson
Board of Commissioners

Dated: _____

By: _____
Daniel C. Krueger, County Clerk

HARBOR HUMANE SOCIETY

Dated: 10/18/2012

By: 
Its: Executive Director *Lisa M. Lungaro*

Dated: 10/18/12


By: 
Its: Treasurer *Teresa Huxhold*

EXHIBIT "A"

SCHEDULE OF PAYMENTS

The following is the payment schedule from January 2013 through December 31, 2015, unless modified as provided for in Article II of the Agreement:

		<u>Not Later Than:</u>
January	\$23,920.57	January 15
February	\$23,920.57	February 15
March	\$23,920.57	March 15
April	\$23,920.57 +/- 1 st Quarter Adjusted to reflect actual deliveries in January, February and March	April 15
May	\$23,920.57	May 15
June	\$23,920.57	June 15
July	\$23,920.57 +/- 2 nd Quarter Adjusted to reflect actual deliveries in April, May and June	July 15
August	\$23,920.57	August 15
September	\$23,920.57	September 15
October	\$23,920.57 +/- 3 rd Quarter Adjusted to reflect actual deliveries in July, August and September	October 15
November	\$23,920.57	November 15
December	\$23,920.57	December 15
January – Final adjustment to reflect actual deliveries through December 31 of performance year		January 15



County of Ottawa

Office of the Treasurer

Bradley J. Slagh
County Treasurer

Cheryl Clark
Chief Deputy Treasurer

Steven Brower
Deputy Treasurer

12220 Fillmore St., Room 155, West Olive, MI 49460-0310

bslagh@miottawa.org

Phone: (616) 994-4505
1-800-764-4111, ext. 4505

Fax: (616) 994-4509

Web Site: www.miOttawa.org

Report To: Ottawa County Finance & Administration Committee

From: Bradley Slagh

Date: November 8, 2012

Re: Financial month end update for October 31, 2012

Attached are the graphs representing an overview of the status of the General Fund portfolio for the County as of October 31, 2012. As depicted in the graphs the asset distribution of the General Pooled Funds by percentage and maturity meet the requirements of the County's Investment Policy.

In addition to the General Fund financial graphs this month I have included a report from the Michigan Department of Treasury on the State-Wide Real Property Tax Forfeiture and Foreclosure Statistics (2005 – 2012). This report shows by county the number of forfeited parcels, then the resulting foreclosed parcels, and then for each cycle the percentage of forfeited that was foreclosed on.

I anticipate being at the Finance Committee meeting to answer any questions. Please feel free to call or email me if you have any questions in the midst of or after your review of this material.

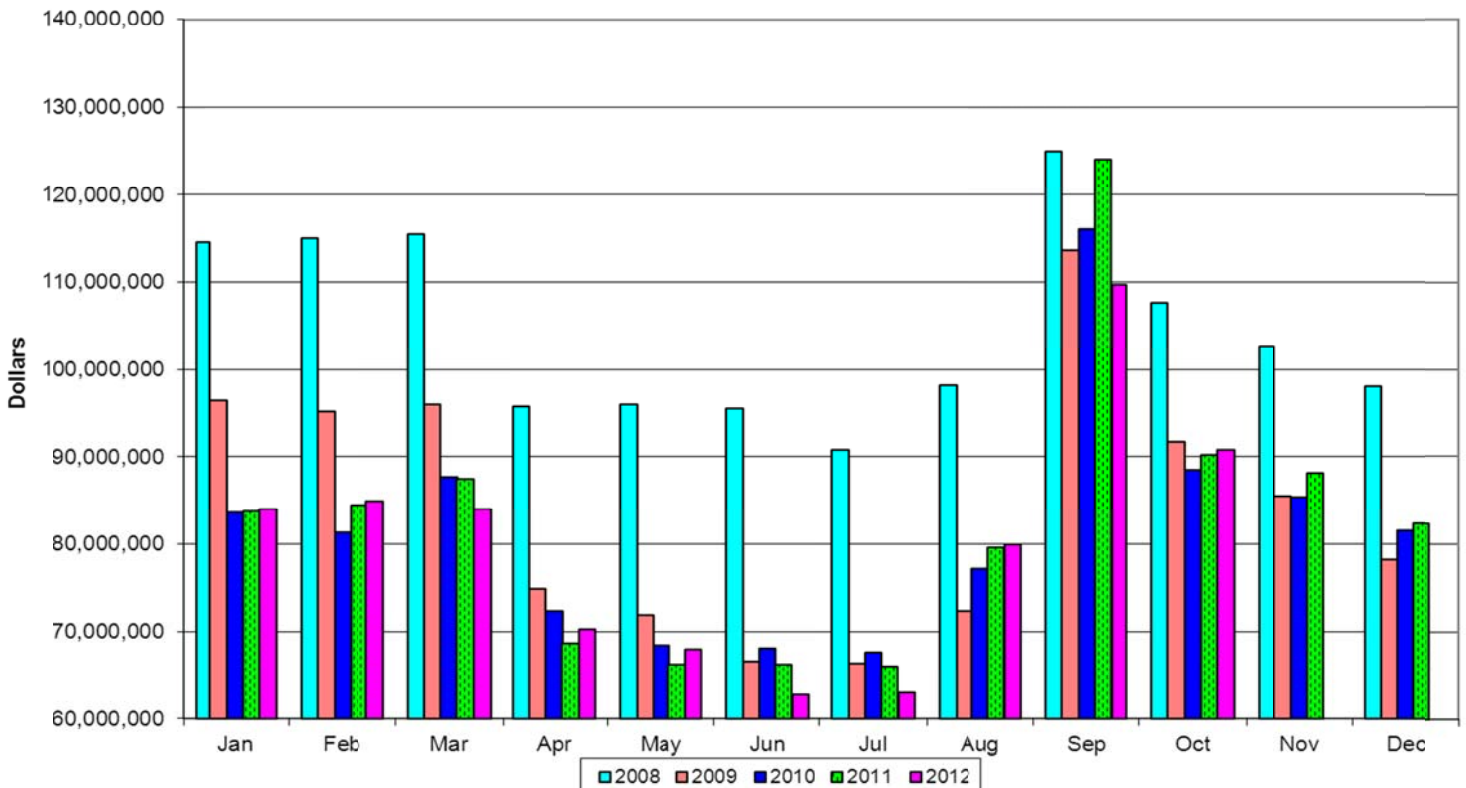
Ottawa County General Pooled Funds

Current Portfolio Size

October 31, 2012

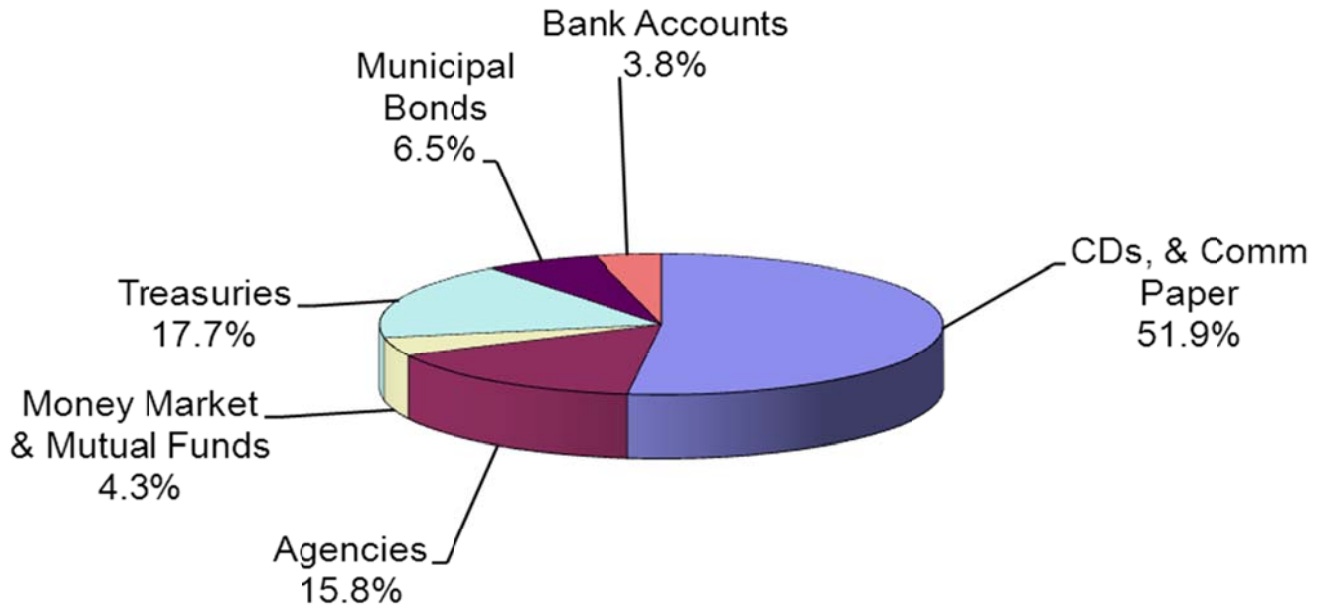
<i>CDs, & Comm Paper</i>	\$47,296,792.78
<i>Agencies</i>	\$14,391,560.19
<i>Money Market & Mutual Funds</i>	\$3,903,680.95
<i>Treasuries</i>	\$16,158,934.41
<i>Municipal Bonds</i>	\$5,896,924.79
<i>Bank Accounts</i>	\$3,463,762.60
Total	\$91,111,655.72

Historical Comparison By Month

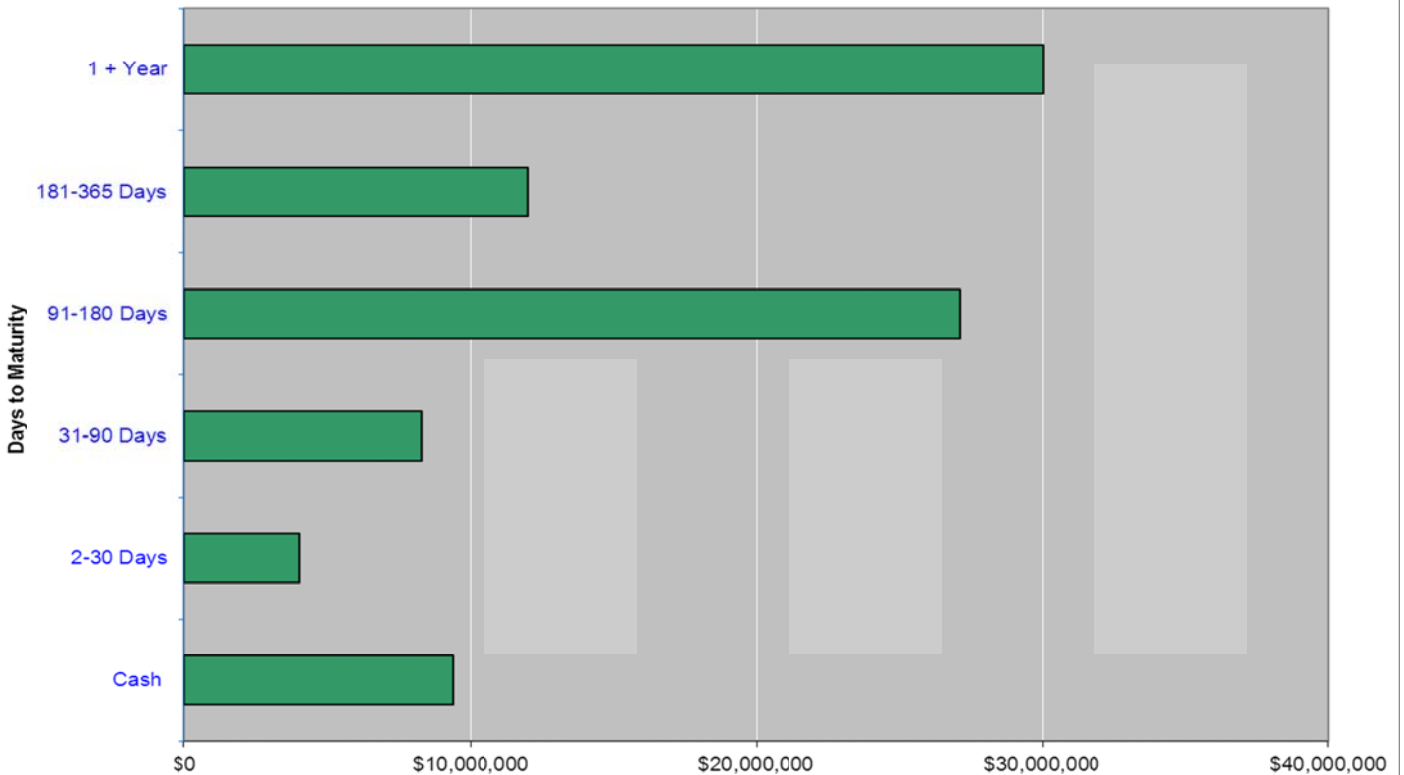


Ottawa County General Pooled Funds

Diversification by Investment October 31, 2012



Diversification By Maturity Date - October 31, 2012



Michigan Department of Treasury
State-Wide Real Property Tax Forfeiture and Foreclosure Statistics
(2005 Forfeiture through 2012 Foreclosure)

County	Forfeited 2005	Foreclosed 2006	Percentage Foreclosed	Forfeited 2006	Foreclosed 2007	Percentage Foreclosed	Forfeited 2007	Foreclosed 2008	Percentage Foreclosed	Forfeited 2008	Foreclosed 2009	Percentage Foreclosed	Forfeited 2009	Foreclosed 2010	Percentage Foreclosed	Forfeited 2010	Foreclosed 2011	Percentage Foreclosed	Forfeited 2011	Foreclosed 2012	Percentage Foreclosed
Marquette	434	11	3%	405	9	2%	512	20	4%	497	21	4%	579	28	5%	700	44	6%	740	43	6%
Mason	260	12	5%	254	11	4%	297	22	7%	367	12	3%	419	17	4%	493	20	4%	564	34	6%
Mecosta*	472	47	10%	518	59	11%	623	47	8%	658	69	10%	608	77	13%	921	184	20%	818	165	20%
Menominee	182	3	2%	181	10	6%	181	2	1%	236	7	3%	271	12	4%	274	9	3%	302	11	4%
Midland	388	9	2%	447	12	3%	470	52	11%	492	24	5%	660	24	4%	693	19	3%	644	32	5%
Missaukee	92	6	7%	151	3	2%	167	3	2%	284	7	2%	240	9	4%	274	8	3%	227	7	3%
Monroe	1,017	20	2%	762	35	5%	766	25	3%	1,352	61	5%	1,468	87	6%	1,741	81	5%	1,464	107	7%
Montcalm	690	20	3%	764	36	5%	728	39	5%	844	34	4%	844	53	6%	974	58	6%	1,176	111	9%
Montmorency	182	15	8%	189	14	7%	227	25	11%	218	11	5%	277	18	6%	272	12	4%	305	21	7%
Muskegon	1,828	133	7%	2,151	150	7%	2,155	149	7%	2,571	199	8%	3,361	284	8%	3,342	453	14%	3,478	515	15%
Newaygo	883	104	12%	826	93	11%	915	86	9%	999	112	11%	1,103	139	13%	1,223	128	10%	1,249	155	12%
Oakland	5,462	214	4%	5,462	214	4%	8,287	281	3%	10,916	667	6%	11,719	1,085	9%	14,090	1,124	8%	14,900	1,744	12%
Oceana	408	17	4%	445	14	3%	430	12	3%	635	16	3%	630	13	2%	686	27	4%	734	25	3%
Ogemaw	415	42	10%	273	25	9%	325	37	11%	413	33	8%	413	43	10%	466	52	11%	560	92	16%
Ontonagon	193	12	6%	185	19	10%	168	2	1%	170	19	11%	237	27	11%	195	15	8%	246	36	15%
Osceola	315	32	10%	308	25	8%	284	28	10%	370	74	20%	429	47	11%	530	87	16%	577	52	9%
Oscoda	122	5	4%	149	2	1%	145	7	5%	354	14	4%	451	10	2%	272	21	8%	245	13	5%
Otsego	402	36	9%	518	78	15%	374	38	10%	669	63	9%	583	80	14%	603	109	18%	603	119	20%
Ottawa	394	10	3%	462	9	2%	671	12	2%	995	18	2%	1,290	71	6%	973	38	4%	927	105	11%
Presque Isle	335	33	10%	238	20	8%	242	28	12%	277	51	18%	350	61	17%	359	58	16%	472	127	27%
Roscommon	596	221	37%	399	22	6%	585	25	4%	690	37	5%	548	56	10%	833	61	7%	829	52	6%
Saginaw	2,793	404	14%	3,018	535	18%	2,799	491	18%	3,442	789	23%	3,465	839	24%	3,851	1,006	26%	3,763	750	20%
Saint Clair	691	29	4%	923	37	4%	923	52	6%	1,464	51	3%	1,614	97	6%	1,659	116	7%	2,026	122	6%
Saint Joseph	414	30	7%	365	34	9%	538	25	5%	633	34	5%	491	42	9%	696	46	7%	707	67	9%
Sanilac	460	10	2%	472	19	4%	563	18	3%	553	26	5%	665	29	4%	797	38	5%	800	57	7%
Schoolcraft	97	18	19%	109	13	12%	98	6	6%	117	9	8%	171	19	11%	196	23	12%	155	14	9%
Shiawassee*	369	23	6%	390	19	5%	453	54	12%	575	18	3%	593	42	7%	825	78	9%	793	68	9%
Tuscola	367	28	8%	539	32	6%	465	33	7%	613	36	6%	698	67	10%	865	83	10%	755	67	9%
Van Buren	1,183	66	6%	1,238	53	4%	1,001	45	4%	1,180	51	4%	1,222	97	8%	1,649	76	5%	1,468	98	7%
Washtenaw	1,049	18	2%	1,259	15	1%	1,741	16	1%	2,184	45	2%	2,786	391	14%	3,181	637	20%	3,040	274	9%
Wayne	34,764	6,377	18%	32,727	2,725	8%	38,613	4,787	12%	54,099	8,694	16%	67,406	14,408	21%	98,013	13,494	14%	108,828	22,505	21%
Wexford	358	12	3%	398	17	4%	465	13	3%	584	25	4%	701	29	4%	742	45	6%	885	43	5%
Totals	89,998	10,467	12%	91,053	6,598	7%	104,946	9,526	9%	139,100	15,475	11%	163,955	24,489	15%	206,462	26,206	13%	221,514	35,866	16%
* Opt-Out Counties (state of Michigan is the Foreclosing Governmental Unit)																					
** Opt-Out Through 2008 Forfeitures, Thereafter Opt-In																					
Percentage of Change from Previous Year				1.17%	-36.96%	-37.69%	15.26%	44.38%	25.26%	32.54%	62.45%	22.56%	17.87%	58.25%	34.26%	25.93%	7.01%	-15.02%	7.29%	36.86%	27.56%