



# County of Ottawa

## Board of Commissioners

**Philip D. Kuyers**  
*Chairperson*

**James C. Holtrop**  
*Vice-Chairperson*

12220 Fillmore Street, Room 310, West Olive, Michigan 49460

West Olive (616) 738-4898

Fax (616) 738-4888

Grand Haven (616) 846-8295

Grand Rapids (616) 662-3100

Website: [www.miOttawa.org](http://www.miOttawa.org)

November 21, 2012

To All Ottawa County Commissioners:

The Ottawa County Board of Commissioners will meet on **Tuesday, November 27, 2012 at 1:30 p.m.**, for the regular **November** meeting of the Board at the Ottawa County Fillmore Street Complex in West Olive, Michigan.

The Agenda is as follows:

1. Call to Order by the Chairperson
2. Invocation – Commissioner Karsten
3. Pledge of Allegiance to the Flag
4. Roll Call
5. Presentation of Petitions and Communications
6. Public Comments and Communications from County Staff
7. Approval of Agenda
8. Actions and Reports

A. Consent Resolutions:

From the County Clerk

1. [Board of Commissioners Meeting Minutes](#)

Suggested Motion:

To approve the Minutes of the November 13, 2012 Board of Commissioners Meeting.

2. [Payroll](#)

Suggested Motion:

To authorize the payroll of November 27, 2012 in the amount of \$\_\_\_\_\_.

Stuart P. Visser    Dennis W. Swartout    Jane M. Ruiter    Greg J. DeJong    Roger G. Rycenga  
Joseph S. Baumann    Robert W. Karsten    James H. Holtvluwer    Donald G. Disselkoe

From Administration

3. [Monthly Accounts Payable for November 5, 2012 through November 16, 2012](#)

Suggested Motion:

To approve the general claims in the amount of \$4,548,293.13 as presented by the summary report for November 5, 2012 through November 16, 2012.

4. [Monthly Budget Adjustments](#)

Suggested Motion:

To approve the appropriation changes greater than \$50,000 and those approved by the Administrator and Fiscal Services Director for \$50,000 or less which changed the total appropriation from the amended budget for the month of October, 2012.

B. Action Items:

1. [Amended 2012 Apportionment Report](#)

Suggested Motion:

To approve the Amended 2012 Apportionment Report.

2. [Proposed 2013 Parks and Recreation Fees](#)

Suggested Motion:

To approve the Parks and Recreation Commission's proposed fee schedule for 2013 including increases to motor vehicle parking fees and selected facility reservation fees.

3. [Service Agreement between Ottawa County and Harbor Humane Society](#)

Suggested Motion:

To approve and authorize the Board Chair and Clerk to sign the Service Agreement between Ottawa County and Harbor Humane Society.

C. Appointments:

1. [Board Appointments](#)

Suggested Motion:

To place into nomination the name(s) of (\*indicates recommendation of the Interview Subcommittee):

\*Jacqueline Vanderwall

Suzanne Emery

to fill one (1) Primary Consumer vacancy on the Community Mental Health Board beginning immediately and ending March 31, 2016 (three (3) year term).

2. [Board Appointments](#)

Suggested Motion:

To place into nomination the name(s) of (\*indicates recommendation of the Interview Subcommittee):

\*Bobbi Sabine

David L. Vander Kooi

to fill one (1) Public vacancy on the Parks and Recreation Commission beginning January 1, 2013 and ending December 31, 2015 (three (3) year term).

3. [Board Appointments](#)

Suggested Motion:

To place into nomination the name(s) of (\*indicates recommendation of the Interview Subcommittee):

\*Ken Rizzio  
to fill one (1) General Member vacancy on the Kent, Ottawa, Muskegon, (K.O.M.) Foreign Trade Zone Authority beginning January 1, 2013 and ending December 31, 2015 (three (3) year term).

\*Ken Rizzio  
to fill one (1) Ottawa County Economic Development Corporation Representative vacancy on the Land Bank Authority beginning January 1, 2013 and ending December 31, 2017 (six (6) year term).

\*Leon E. Stille  
to fill one (1) Township Representative vacancy on the Land Bank Authority beginning January 1, 2013 and ending December 31, 2017 (six (6) year term).

\*Barton J. Lucas  
to fill one (1) Public Sector vacancy on the Community Action Agency Advisory Board beginning January 1, 2013 and ending December 31, 2015 (three (3) year term).

\*William L. Raymond  
to fill one (1) Employment Sector vacancy on the Community Corrections Advisory Board beginning January 1, 2013 and ending December 31, 2014 (two (2) year term).

D. Discussion Items: None

9. Report of the County Administrator
10. General Information, Comments, and Meetings Attended
11. Public Comments
12. Adjournment

**PROPOSED  
PROCEEDINGS OF THE OTTAWA COUNTY  
BOARD OF COMMISSIONERS  
NOVEMBER SESSION – FIRST DAY**

The Ottawa County Board of Commissioners met on Tuesday, November 13, 2012, at 1:30 p.m. and was called to order by the Chair.

Mr. Baumann pronounced the invocation.

The Deputy Clerk led in the Pledge of Allegiance to the Flag.

Present at roll call: Messrs. Visser, Kuyers, Swartout, Mrs. Ruiter, Messrs. DeJong, Rycenga, Baumann, Karsten, Holtrop, Holtvluwer. (10)

Absent: Mr. Disselkoen. (1)

Public Comments and Communications from County Staff

1. Dennis VanDam, 6<sup>th</sup> District County Commissioner Elect, participated in the Citizen Police Academy and encouraged the Board to continue their support of the Sheriff's Department.
2. Dale Zahn, West Michigan Lakeshore Association of Realtors, supports the changes to the Real Estate Transfer Evaluation Policy.
3. Roger Starkweather, Jail Ministry, reported Drug Court is a good program and needs continued financial backing.
4. Bill Collins, Grand Haven, reported that Drug Court is a good program and it works.
5. Marcie Verbeek, Human Resources Director, introduced Andrea Dumbrell the new Assistant Human Resources Director.

B/C 12-196 Mr. Holtrop moved to approve the agenda of today as presented and amended adding Action Item #2 – Resolution – Ottawa County Water Resources Commissioner. The motion passed.

B/C 12-197 Mr. Holtrop moved to approve the following Consent Resolutions:

1. To approve the Minutes of the October 23, 2012 Board of Commissioners Meeting.
2. To authorize the payroll of November 13, 2012 in the amount of \$524.13.
3. To receive for information the Correspondence Log.
4. To approve the general claims in the amount of \$17,532,685.77 as presented by the summary report for October 15, 2012 through November 2, 2012.

The motion passed as shown by the following votes: Yeas: Mrs. Ruiter, Messrs. Baumann, DeJong, Karsten, Swartout, Holtvluwer, Rycenga, Holtrop, Visser, Kuyers. (10)

B/C 12-198 Mr. Rycenga moved to approve the revised Public Health Real Estate Transfer Evaluation Policy. The motion passed as shown by the following votes: Yeas: Messrs. DeJong, Rycenga, Baumann, Holtvluwer, Visser, Holtrop, Swartout, Karsten, Mrs. Ruiter, Mr. Kuyers. (10)

B/C 12-199 Mr. Swartout moved to approve and authorize the Board Chairperson and Clerk to sign the Resolution changing the name of the Office of Ottawa County Drain Commissioner to the Office of Ottawa County Water Resources Commissioner. The motion passed.

#### Discussion Items

##### 1. Closed Session to Discuss Labor Negotiations

B/C 12-200 Mr. DeJong moved to go into a closed session at 1:42 p.m. for the purpose of discussing labor negotiations. (2/3 roll call vote required). The motion passed as shown by the following votes: Yeas: Messrs. Swartout, Holtvluwer, Visser, Holtrop, Karsten, Baumann, Rycenga, DeJong, Mrs. Ruiter, Mr. Kuyers. (10)

B/C 12-201 Mr. Karsten moved to rise from closed session at 1:46 p.m. The motion passed.

B/C 12-202 Mr. Swartout moved to approve Administration to finalize contract language from negotiations between Ottawa County and the Police Officers of Michigan (POAM) Command Officers 312 Eligible, beginning January 1, 2013 and ending December 31, 2013. The motion passed as shown by the following votes: Yeas: Mr. Holtvluwer, Mrs. Ruiter, Messrs. Holtrop, Rycenga, Baumann, Visser, Karsten, DeJong, Swartout, Kuyers. (10)

B/C 12-203 Mr. Swartout moved to approve Administration to finalize contact language from negotiations between Ottawa County and the Police Officers of Michigan (POAM) Non-312 Eligible, beginning January 1, 2013 and ending December 31, 2013. The motion passed as shown by the following votes: Yeas: Messrs. Rycenga, DeJong, Karsten, Mrs. Ruiter, Messrs. Baumann, Visser, Swartout, Holtvluwer, Holtrop, Kuyers. (10)

The County Administrator's report was presented.

B/C 12-204 Mr. Holtrop moved to adjourn at 1:50 p.m. subject to the call of the Chair. The motion passed.

DANIEL C. KRUEGER, Clerk  
Of the Board of Commissioners

PHILIP KUYERS, Chairman  
Of the Board of Commissioners

# Action Request



**Committee:** Board of Commissioners

**Meeting Date:** 11/27/2012

**Requesting Department:** County Clerk

**Submitted By:** Misty Cunningham

**Agenda Item:** Payroll

## SUGGESTED MOTION:

To authorize the payroll of November 27, 2012 in the amount of \$\_\_\_\_\_.

## SUMMARY OF REQUEST:

To pay the current payroll of the members of the Ottawa County Board of Commissioners. Pursuant to MCL 46.11, the Board of Commissioners is authorized to provide for and manage the ongoing business affairs of the County.

## FINANCIAL INFORMATION:

Total Cost: \_\_\_\_\_ General Fund Cost: \_\_\_\_\_ Included in Budget:  Yes  No

If not included in budget, recommended funding source: \_\_\_\_\_

## ACTION IS RELATED TO AN ACTIVITY WHICH IS:

Mandated  Non-Mandated  New Activity

## ACTION IS RELATED TO STRATEGIC PLAN:

Goal: All

Objective: All

**ADMINISTRATION RECOMMENDATION:**  Recommended  Not Recommended  Without Recommendation

County Administrator: \_\_\_\_\_

Committee/Governing/Advisory Board Approval Date: \_\_\_\_\_

# Action Request



**Committee:** Board of Commissioners

**Meeting Date:** 11/27/2012

**Requesting Department:** Fiscal Services

**Submitted By:** Bob Spaman

**Agenda Item:** Monthly Accounts Payable for November 5, 2012 through November 16, 2012

## SUGGESTED MOTION:

To approve the general claims in the amount of \$4,548,293.13 as presented by the summary report for November 5, 2012 through November 16, 2012.

## SUMMARY OF REQUEST:

Approve vendor payments in accordance with the Ottawa County Purchasing Policy.

## FINANCIAL INFORMATION:

Total Cost: \$4,548,293.13 | General Fund Cost: \$4,548,293.13 | Included in Budget:  Yes |  No

If not included in budget, recommended funding source:

## ACTION IS RELATED TO AN ACTIVITY WHICH IS:

Mandated |  Non-Mandated |  New Activity

## ACTION IS RELATED TO STRATEGIC PLAN:

Goal: 1: To Maintain and Improve the Strong Financial Position of the County.

Objective: 1: Maintain and improve the financial position of the County through legislative advocacy.

2: Implement processes and strategies to address operational budget deficits with pro-active, balanced approaches.

3: Approve strategies to reduce the negative impact of rising employee benefit costs on the budget.

4: Maintain or improve bond ratings.

**ADMINISTRATION RECOMMENDATION:**  Recommended |  Not Recommended |  Without Recommendation

County Administrator:

Committee/Governing/Advisory Board Approval Date:



# County of Ottawa

*Fiscal Services Department*

**Robert Spaman**  
*Fiscal Services Director*

**Marvin Hinga**  
*Fiscal Services Assistant Director*

12220 Fillmore Street • Room 331 • West Olive, Michigan 49460

West Olive (616) 738-4847  
Fax (616) 738-4098  
e-mail: [rspaman@miottawa.org](mailto:rspaman@miottawa.org)  
[mhinga@miottawa.org](mailto:mhinga@miottawa.org)

To: Board of Commissioners  
From: Robert Spaman, Fiscal Services Director  
Subject: Accounts Payable Listing – November 5, 2012 to November 16, 2012  
Date: November 19, 2012

I have reviewed the Accounts Payable Listing for November 5 through November 16, 2012. The following information will give you the detail of some of the purchases made in specific funds during this period:

Fund 6641 – Equipment Pool Fund

Fiscal Services – ERP Project	
ERP Implementation	\$ 17,005.44

If you have any additional questions, please feel free to contact me.



Total Checks/Automated Clearing House (EFT) 11/5/2012 through 11/16/2012

I hereby certify that to the best of my knowledge the List of Audit Claims, a summary of which is attached, constitutes all claims received and audited for payment. The List of Claims shows the name of claimant, amount of claim, check number, EFT number, check date and EFT date. The amount of claims to be approved totals \$4,548,293.13.

  
\_\_\_\_\_  
Robert Spaman, Fiscal Services, Director

11/20/12  
Date

We hereby certify that the Board of Commissioners has approved the claims on this 27<sup>th</sup> day of November, 2012.

\_\_\_\_\_  
Philip Kuyers, Chairperson  
Board of Commissioners

\_\_\_\_\_  
Daniel Krueger, Clerk

ACCOUNTS PAYABLE CHECKS/EFTS 11/05/2012 THROUGH 11/16/2012

<b>FUND NUMBER</b>	<b>FUND NAME</b>	<b>NET CHECK/EFT TOTALS</b>
0000	TREASURY FUND	0.00
1010	GENERAL FUND	387,494.02
1500	CEMETERY TRUST	0.00
2081	PARKS & RECREATION	62,805.69
2082	PARK 12	0.00
2160	FRIEND OF COURT	1,815.41
2170	9/30 JUDICIAL GRANTS	375.00
2180	OTHER GOVERNMENTAL GRANTS	106.13
2210	HEALTH	105,972.02
2220	MENTAL HEALTH	626,436.96
2271	SOLID WASTE CLEAN-UP	0.00
2272	LANDFILL TIPPING FEES	4,209.01
2320	TRANSPORTATION SYSTEM	0.00
2420	PLANNING COMMISSION	0.00
2430	BROWNFIELD REDEVELOPMENT	0.00
2444	INFRASTRUCTURE FUND	0.00
2450	PUBLIC IMPROVEMENT	0.00
2550	HOMESTEAD PROPERTY TAX	0.00
2560	REGISTER OF DEEDS AUTOMATION FUND	6,361.16
2590	LIPPERT GRANT	0.00
2601	PROSECUTING ATTORNEY GRANTS	3,300.00
2602	WEMET	18,401.96
2603	WEED AND SEED	0.00

ACCOUNTS PAYABLE CHECKS/EFTS 11/05/2012 THROUGH 11/16/2012

<u>FUND NUMBER</u>	<u>FUND NAME</u>	<u>NET CHECK/EFT TOTALS</u>
2605	COPS-AHEAD-GEORGETOWN	0.00
2606	COPS-FAST-GEORGETOWN	0.00
2608	COPS-FAST-ALLENDALE	0.00
2609	SHERIFF GRANT PROGRAMS	265,869.50
2610	COPS-UNIVERSAL	0.00
2630	SHERIFF GRANTS & CONTRACTS	22,202.31
2640	EMT HOLLAND-PARK	0.00
2650	EMT GEORGETOWN TOWNSHIP	0.00
2661	SHERIFF ROAD PATROL	0.00
2690	LAW LIBRARY	0.00
2740	WIA-ADMIN. COST POOL	57.50
2741	WIA-YOUTH	119.28
2742	WIA-ADULT	96.68
2743	WIA-6/30 GRANT PROGRAMS	231.20
2744	WIA-12/31 GRANT PROGRAMS	0.00
2745	MICHIGAN WORKS	107,790.94
2746	COMMUNITY ACTION AGENCY (CAA) 10/01/2012	142,661.75
2748	WIA-9/30 GRANT PROGRAMS	32,560.16
2749	WIA-3/31 GRANT PROGRAMS	0.00
2750	GRANT PROGRAMS-PASS THRU	0.00
2800	EMERGENCY FEEDING	11.59
2810	FEMA	0.00
2850	COMMUNITY CORRECTIONS PROG. GRANT	0.00

ACCOUNTS PAYABLE CHECKS/EFTS 11/05/2012 THROUGH 11/16/2012

<u>FUND NUMBER</u>	<u>FUND NAME</u>	<u>NET CHECK/EFT TOTALS</u>
2870	COMMUNITY ACTION AGENCY (CAA) ENDED 09/30/2012	112.17
2890	WEATHERIZATION	18.83
2900	DEPT OF HUMAN SERVICES	0.00
2901	DEPT OF HUMAN SERVICES	0.00
2920	CHILD CARE - PROBATE	77,664.98
2921	CHILD CARE - SOCIAL SERVICES	0.00
2930	SOLDIER & SAILORS RELIEF	0.00
2940	VETERANS TRUST	0.00
2941	VETERANS TRUST	0.00
2970	DB/DC CONVERSION	0.00
5160	DELINQUENT TAXES	74,278.75
5360	LAND BANK AUTHORITY	0.00
6360	INFORMATION TECHNOLOGY	58,157.12
6410	WATER & SEWER REVOLVING	0.00
6450	DUPLICATING	163.07
6550	TELECOMMUNICATIONS	302.90
6641	EQUIPMENT POOL	17,005.44
6770	PROTECTED SELF-FUNDED INSURANCE	0.00
6771	PROTECTED SELF-FUNDED HEALTH INS.	0.00
6772	PROTECTED SELF-FUNDED UNEMPL INS.	22,422.48
6775	LONG-TERM DISABILITY INSURANCE	9,006.78
6776	PROTECTED SELF-FUNDED DENTAL INS.	0.00
6777	PROTECTED SELF-FUNDED VISION	0.00

ACCOUNTS PAYABLE CHECKS/EFTS 11/05/2012 THROUGH 11/16/2012

<u>FUND NUMBER</u>	<u>FUND NAME</u>	<u>NET CHECK/EFT TOTALS</u>
6782	PROTECTED SELF-FUNDED INS PROG M.H.	0.00
7010	AGENCY	2,171,036.44
7040	IMPREST PAYROLL	151,723.52
7210	LIBRARY PENAL FINE	0.00
7300	EMPLOYEE SICK PAY BANK	0.00
7360	OPEB TRUST	0.00
5691	BUILDING AUTHORITY-OCCDA	0.00
5692	BUILDING AUTHORITY-PROBATE CT/JAIL	0.00
5693	BUILDING AUTHORITY-JAIL/ADMIN FAC.	0.00
5694	BUILDING AUTHORITY-HOLL. DIST. CT.	0.00
5695	BUILDING AUTHORITY-GR HAVEN/W OLIVE	0.00
6780	OTTAWA CNTY-INSURANCE AUTHORITY	500.00
8010	SPECIAL ASSESS. DRAINS	177,022.38
8011	DRAINS-CAPITAL PROJECTS FUND	0.00
8020	DRAINS-REVOLVING	0.00
8200	DRAIN-CHAPTER 20	0.00
8300	DRAIN-CHAPTER 21-BLISS	0.00
8510	DRAINS-DEBT SERVICE FUND	0.00
8725	INLAND LAKE IMPROVEMENT	0.00
		\$4,548,293.13

# Action Request



**Committee:** Board of Commissioners

**Meeting Date:** 11/27/2012

**Requesting Department:** Fiscal Services

**Submitted By:** Bob Spaman

**Agenda Item:** Monthly Budget Adjustments

## SUGGESTED MOTION:

To approve the appropriation changes greater than \$50,000 and those approved by the Administrator and Fiscal Services Director for \$50,000 or less which changed the total appropriation from the amended budget for the month of October, 2012.

## SUMMARY OF REQUEST:

Approve budget adjustments processed during the month for appropriation changes and line item adjustments.

Mandated action required by PA 621 of 1978, the Uniform Budget and Accounting Act.

Compliance with the Ottawa County Operating Budget Policy.

## FINANCIAL INFORMATION:

Total Cost: \$0.00 | General Fund Cost: \$0.00 | Included in Budget:  Yes |  No

If not included in budget, recommended funding source:

## ACTION IS RELATED TO AN ACTIVITY WHICH IS:

Mandated |  Non-Mandated |  New Activity

## ACTION IS RELATED TO STRATEGIC PLAN:

Goal: 1: To Maintain and Improve the Strong Financial Position of the County.

Objective: 1: Maintain and improve the financial position of the County through legislative advocacy.

2: Implement processes and strategies to address operational budget deficits with pro-active, balanced approaches.

3: Approve strategies to reduce the negative impact of rising employee benefit costs on the budget.

4: Maintain or improve bond ratings.

**ADMINISTRATION RECOMMENDATION:**  Recommended |  Not Recommended |  Without Recommendation

County Administrator:

Committee/Governing/Advisory Board Approval Date: Finance and Administration Committee 11/20/2012

JOURNAL INQUIRY

YEAR	PER	JOURNAL	SRC	EFF DATE	ENT DATE	JNL DESC	CLERK	ENTITY	AUTO-REV	STATUS	BUD YEAR	JNL TYPE			
2012	01	11	BUA	01/01/2012	10/16/2012	PC-6C313	groth		IN	Hist	2012				
LN	ORG	OBJECT	PROJ	REF1	REF2	REF3	LINE DESCRIPTION				DEBIT	CREDIT	OB		
ACCOUNT							ACCOUNT DESCRIPTION								
1	27467000	561000			BRD								300,000.00		
	2746.06.7000.0000.0000.0000.561000														
2	27467000	671000			BRD								76,765.00		
	2746.06.7000.0000.0000.0000.671000														
3	27467000	676000			BRD									25.00	
	2746.06.7000.0000.0000.0000.676000														
4	27467000	704000			BRD								28,383.00		
	2746.06.7000.0000.0000.0000.704000														
5	27467000	715000			BRD								2,195.00		
	2746.06.7000.0000.0000.0000.715000														
6	27467000	716000			BRD								7,777.00		
	2746.06.7000.0000.0000.0000.716000														
7	27467000	716002			BRD								471.00		
	2746.06.7000.0000.0000.0000.716002														
8	27467000	717000			BRD								64.00		
	2746.06.7000.0000.0000.0000.717000														
9	27467000	718000			BRD								2,640.00		
	2746.06.7000.0000.0000.0000.718000														
10	27467000	718001			BRD								413.00		
	2746.06.7000.0000.0000.0000.718001														
11	27467000	719000			BRD								399.00		
	2746.06.7000.0000.0000.0000.719000														
12	27467000	720000			BRD								6.00		
	2746.06.7000.0000.0000.0000.720000														
13	27467000	722000			BRD								22.00		
	2746.06.7000.0000.0000.0000.722000														
14	27467000	723000			BRD								91.00		
	2746.06.7000.0000.0000.0000.723000														
15	27467000	724000			BRD								124.00		
	2746.06.7000.0000.0000.0000.724000														
16	27467000	727000			BRD								234.00		
	2746.06.7000.0000.0000.0000.727000														
17	27467000	728000			BRD								253.00		
	2746.06.7000.0000.0000.0000.728000														
18	27467000	730000			BRD								336.00		
	2746.06.7000.0000.0000.0000.730000														
19	27467000	739000			BRD								1,700.00		
	2746.06.7000.0000.0000.0000.739000														
20	27467000	808000			BRD								1,265.00		
	2746.06.7000.0000.0000.0000.808000														
21	27467000	831000			BRD								116.00		
	2746.06.7000.0000.0000.0000.831000														

JOURNAL INQUIRY

YEAR	PER	JOURNAL	SRC	EFF DATE	ENT DATE	JNL DESC	CLERK	ENTITY	AUTO-REV	STATUS	BUD YEAR	JNL TYPE
2012	01	11	BUA	01/01/2012	10/16/2012	PC-6C313	groth	1	N	Hist	2012	
LN	ORG	OBJECT	PROJ	REF1	REF2	REF3	ACCOUNT DESCRIPTION	LINE DESCRIPTION	DEBIT	CREDIT	OB	
22	27467000	831002					BRD		3,916.00			
	2746.06.7000.0000.0000.0000.831002							IT Charges				
23	27467000	850000					BRD		231.00			
	2746.06.7000.0000.0000.0000.850000							Telephone				
24	27467000	860000					BRD		693.00			
	2746.06.7000.0000.0000.0000.860000							Travel - Mileage				
25	27467000	861000					BRD		512.00			
	2746.06.7000.0000.0000.0000.861000							Conferences & Othr Travel				
26	27467000	901000					BRD		1,854.00			
	2746.06.7000.0000.0000.0000.901000							Advertising				
27	27467000	930000					BRD		23,000.00			
	2746.06.7000.0000.0000.0000.930000							Equipment Repairs				
28	27467000	937000					BRD		76,790.00			
	2746.06.7000.0000.0000.0000.937000							Building Repairs				
29	27467000	937000					BRD		223,000.00			
	2746.06.7000.0000.0000.0000.937000							Building Repairs				
30	27467000	939000					BRD		305.00			
	2746.06.7000.0000.0000.0000.939000							Building Rental				
31	2746	397701					BRD				277,000.00	1
	2746.00.0000.0000.0000.0000.397701							Appropriations Control				
32	2746	397401					BRD		376,765.00			1
	2746.00.0000.0000.0000.0000.397401							Estimated Revenues				
33	2746	390001					BRD				99,765.00	1
	2746.00.0000.0000.0000.0000.390001							Budgetary Fund Balance				
34	2746	397701					BRD				99,790.00	1
	2746.00.0000.0000.0000.0000.397701							Appropriations Control				
35	2746	397401					BRD		25.00			1
	2746.00.0000.0000.0000.0000.397401							Estimated Revenues				
36	2746	390001					BRD		99,765.00			1
	2746.00.0000.0000.0000.0000.390001							Budgetary Fund Balance				
** JOURNAL TOTAL									476,555.00	476,555.00		

YEAR	PER	JOURNAL	SRC	EFF DATE	ENT DATE	JNL DESC	CLERK	ENTITY	AUTO-REV	STATUS	BUD YEAR	JNL TYPE
2012	01	12	BUC	01/01/2012	10/11/2012	PC-6C202	groth	1N	Hist		2012	
LN	ORG	OBJECT	PROJ	REF1	REF2	REF3	ACCOUNT DESCRIPTION	LINE DESCRIPTION	DEBIT	CREDIT	OB	
1	27467000	561000					BRD				7,775.00	
	2746.06.7000.0000.0000.0000.561000							State of Mich - welfare				



JOURNAL INQUIRY

YEAR	PER	JOURNAL	SRC	EFF DATE	ENT DATE	JNL DESC	CLERK	ENTITY	AUTO-REV	STATUS	BUD YEAR	JNL TYPE
2012	01	12	BUC	01/01/2012	10/11/2012	PC-6C202	groth	1	N	Hist	2012	
LN	ORG	OBJECT	PROJ	REF1	REF2	REF3	ACCOUNT DESCRIPTION	LINE DESCRIPTION	DEBIT	CREDIT	OB	
2	27467000	704000		BRD			2746.06.7000.0000.0000.0000.704000	Salaries - Regular	4,948.00			
3	27467000	715000		BRD			2746.06.7000.0000.0000.0000.715000	Social Security	383.00			
4	27467000	716000		BRD			2746.06.7000.0000.0000.0000.716000	Health Insurance	1,529.00			
5	27467000	716002		BRD			2746.06.7000.0000.0000.0000.716002	OPEB - Health Care	83.00			
6	27467000	717000		BRD			2746.06.7000.0000.0000.0000.717000	Life Insurance	12.00			
7	27467000	718000		BRD			2746.06.7000.0000.0000.0000.718000	Retirement & Sick Leave	461.00			
8	27467000	718001		BRD			2746.06.7000.0000.0000.0000.718001	457 Plan Contribution	72.00			
9	27467000	719000		BRD			2746.06.7000.0000.0000.0000.719000	Dental Insurance	71.00			
10	27467000	720000		BRD			2746.06.7000.0000.0000.0000.720000	Worker's Compensation	2.00			
11	27467000	721000		BRD			2746.06.7000.0000.0000.0000.721000	Longevity	53.00			
12	27467000	722000		BRD			2746.06.7000.0000.0000.0000.722000	Unemployment	23.00			
13	27467000	723000		BRD			2746.06.7000.0000.0000.0000.723000	Optical Insurance	16.00			
14	27467000	724000		BRD			2746.06.7000.0000.0000.0000.724000	Disability Insurance	22.00			
15	27467000	860000		BRD			2746.06.7000.0000.0000.0000.860000	Travel - Mileage	100.00			
16	2746	397701		BRD			2746.00.0000.0000.0000.0000.397701	Appropriations Control		7,775.00	1	
17	2746	397401		BRD			2746.00.0000.0000.0000.0000.397401	Estimated Revenues	7,775.00		1	
** JOURNAL TOTAL									7,775.00	7,775.00		

YEAR	PER	JOURNAL	SRC	EFF DATE	ENT DATE	JNL DESC	CLERK	ENTITY	AUTO-REV	STATUS	BUD YEAR	JNL TYPE
2012	01	13	BUA	01/01/2012	10/11/2012	PC-6C325	groth		1N	Hist	2012	
LN	ORG	OBJECT	PROJ	REF1	REF2	REF3	ACCOUNT DESCRIPTION	LINE DESCRIPTION	DEBIT	CREDIT	OB	

JOURNAL INQUIRY

YEAR	PER	JOURNAL	SRC	EFF DATE	ENT DATE	JNL DESC	CLERK	ENTITY	AUTO-REV	STATUS	BUD YEAR	JNL TYPE
2012	01	13	BUA	01/01/2012	10/11/2012	PC-6C325	groth	1	N	Hist	2012	
LN	ORG	OBJECT	PROJ	REF1	REF2	REF3	ACCOUNT DESCRIPTION	LINE DESCRIPTION	DEBIT	CREDIT	OB	
1	27467000	561000					BRD				32,000.00	
	2746.06.7000.0000.0000.0000.561000						State Of Mich - Welfare					
2	27467000	704000					BRD		4,248.00			
	2746.06.7000.0000.0000.0000.704000						Salaries - Regular					
3	27467000	715000					BRD		325.00			
	2746.06.7000.0000.0000.0000.715000						Social Security					
4	27467000	716000					BRD		1,563.00			
	2746.06.7000.0000.0000.0000.716000						Health Insurance					
5	27467000	716002					BRD		31.00			
	2746.06.7000.0000.0000.0000.716002						OPEB - Health Care					
6	27467000	717000					BRD		8.00			
	2746.06.7000.0000.0000.0000.717000						Life Insurance					
7	27467000	718000					BRD		400.00			
	2746.06.7000.0000.0000.0000.718000						Retirement & Sick Leave					
8	27467000	719000					BRD		91.00			
	2746.06.7000.0000.0000.0000.719000						Dental Insurance					
9	27467000	720000					BRD		1.00			
	2746.06.7000.0000.0000.0000.720000						Worker's Compensation					
10	27467000	722000					BRD		128.00			
	2746.06.7000.0000.0000.0000.722000						Unemployment					
11	27467000	723000					BRD		79.00			
	2746.06.7000.0000.0000.0000.723000						Optical Insurance					
12	27467000	724000					BRD		69.00			
	2746.06.7000.0000.0000.0000.724000						Disability Insurance					
13	27467000	733000					BRD		25,000.00			
	2746.06.7000.0000.0000.0000.733000						Weatherization Materials					
14	27467000	739000					BRD		57.00			
	2746.06.7000.0000.0000.0000.739000						Operational Supplies					
15	2746	397701					BRD			6,943.00	1	
	2746.00.0000.0000.0000.0000.397701						Appropriations Control					
16	2746	397401					BRD		32,000.00		1	
	2746.00.0000.0000.0000.0000.397401						Estimated Revenues					
17	2746	390001					BRD			25,057.00	1	
	2746.00.0000.0000.0000.0000.390001						Budgetary Fund Balance					
18	2746	397701					BRD			25,057.00	1	
	2746.00.0000.0000.0000.0000.397701						Appropriations Control					
19	2746	390001					BRD		25,057.00		1	
	2746.00.0000.0000.0000.0000.390001						Budgetary Fund Balance					
** JOURNAL TOTAL									57,057.00	57,057.00		

JOURNAL INQUIRY

YEAR	PER	JOURNAL	SRC	EFF DATE	ENT DATE	JNL DESC	CLERK	ENTITY	AUTO-REV	STATUS	BUD YEAR	JNL TYPE			
2012	01	14	BUC	01/01/2012	10/11/2012	PC-6C325	groth		IN	Hist	2012				
LN	ORG	OBJECT	PROJ	REF1	REF2	REF3	LINE DESCRIPTION				DEBIT	CREDIT	OB		
ACCOUNT							ACCOUNT DESCRIPTION								
1	27467000	671000			BRD								5,130.00		
	2746.06.7000.0000.0000.0000.0000.671000														
2	27467000	704000			BRD								2,713.00		
	2746.06.7000.0000.0000.0000.0000.704000														
3	27467000	715000			BRD								198.00		
	2746.06.7000.0000.0000.0000.0000.715000														
4	27467000	716000			BRD								962.00		
	2746.06.7000.0000.0000.0000.0000.716000														
5	27467000	716002			BRD								19.00		
	2746.06.7000.0000.0000.0000.0000.716002														
6	27467000	717000			BRD								5.00		
	2746.06.7000.0000.0000.0000.0000.717000														
7	27467000	718000			BRD								244.00		
	2746.06.7000.0000.0000.0000.0000.718000														
8	27467000	718001			BRD								2.00		
	2746.06.7000.0000.0000.0000.0000.718001														
9	27467000	719000			BRD								56.00		
	2746.06.7000.0000.0000.0000.0000.719000														
10	27467000	720000			BRD								1.00		
	2746.06.7000.0000.0000.0000.0000.720000														
11	27467000	722000			BRD								13.00		
	2746.06.7000.0000.0000.0000.0000.722000														
12	27467000	723000			BRD								10.00		
	2746.06.7000.0000.0000.0000.0000.723000														
13	27467000	724000			BRD								7.00		
	2746.06.7000.0000.0000.0000.0000.724000														
14	27467000	821000			BRD								900.00		
	2746.06.7000.0000.0000.0000.0000.821000														
15	2746	397701			BRD									4,230.00	1
	2746.00.0000.0000.0000.0000.0000.397701														
16	2746	390001			BRD								4,230.00		1
	2746.00.0000.0000.0000.0000.0000.390001														
17	2746	397701			BRD									900.00	1
	2746.00.0000.0000.0000.0000.0000.397701														
18	2746	397401			BRD								5,130.00		1
	2746.00.0000.0000.0000.0000.0000.397401														
19	2746	390001			BRD									4,230.00	1
	2746.00.0000.0000.0000.0000.0000.390001														
											** JOURNAL TOTAL	9,360.00	9,360.00		

JOURNAL INQUIRY

YEAR	PER	JOURNAL	SRC	EFF DATE	ENT DATE	JNL DESC	CLERK	ENTITY	AUTO-REV	STATUS	BUD YEAR	JNL TYPE	
2012	03	2	BUA	03/23/2012	10/16/2012	PC-6W320	MoLendyk		IN	Hist	2012		
LN	ORG	OBJECT	PROJ	REF1	REF2	REF3	LINE DESCRIPTION				DEBIT	CREDIT	OB
ACCOUNT							ACCOUNT DESCRIPTION						
1	27457320	561000		BRD								168,258.00	
	2745.06.7320.0000.0000.0000.561000	State Of Mich - Welfare											
2	27457320	704000		BRD							23,786.00		
	2745.06.7320.0000.0000.0000.704000	Salaries - Regular											
3	27457320	715000		BRD							1,852.00		
	2745.06.7320.0000.0000.0000.715000	Social Security											
4	27457320	716000		BRD							6,144.00		
	2745.06.7320.0000.0000.0000.716000	Health Insurance											
5	27457320	716002		BRD							289.00		
	2745.06.7320.0000.0000.0000.716002	OPEB - Health Care											
6	27457320	717000		BRD							65.00		
	2745.06.7320.0000.0000.0000.717000	Life Insurance											
7	27457320	718000		BRD							3,063.00		
	2745.06.7320.0000.0000.0000.718000	Retirement & Sick Leave											
8	27457320	718001		BRD							191.00		
	2745.06.7320.0000.0000.0000.718001	457 Plan Contribution											
9	27457320	719000		BRD							330.00		
	2745.06.7320.0000.0000.0000.719000	Dental Insurance											
10	27457320	720000		BRD							5.00		
	2745.06.7320.0000.0000.0000.720000	Worker's Compensation											
11	27457320	722000		BRD							50.00		
	2745.06.7320.0000.0000.0000.722000	Unemployment											
12	27457320	723000		BRD							70.00		
	2745.06.7320.0000.0000.0000.723000	Optical Insurance											
13	27457320	724000		BRD							94.00		
	2745.06.7320.0000.0000.0000.724000	Disability Insurance											
14	27457320	727000		BRD							500.00		
	2745.06.7320.0000.0000.0000.727000	Office Supplies											
15	27457320	728000		BRD							500.00		
	2745.06.7320.0000.0000.0000.728000	Printing & Binding											
16	27457320	730000		BRD							500.00		
	2745.06.7320.0000.0000.0000.730000	Postage											
17	27457320	739000		BRD							200.00		
	2745.06.7320.0000.0000.0000.739000	Operational Supplies											
18	27457320	808000		BRD							200.00		
	2745.06.7320.0000.0000.0000.808000	Service Contracts											
19	27457320	821000		BRD							124,606.00		
	2745.06.7320.0000.0000.0000.821000	Contractual - Other											
20	27457320	830000		BRD							200.00		
	2745.06.7320.0000.0000.0000.830000	Memberships & Dues											
21	27457320	831000		BRD							1,780.00		
	2745.06.7320.0000.0000.0000.831000	Administrative Expense											

JOURNAL INQUIRY

YEAR	PER	JOURNAL	SRC	EFF DATE	ENT DATE	JNL DESC	CLERK	ENTITY	AUTO-REV	STATUS	BUD YEAR	JNL TYPE
2012	03	2	BUA	03/23/2012	10/16/2012	PC-6W320	MoLendyk	1	N	Hist	2012	
LN	ORG	OBJECT	PROJ	REF1	REF2	REF3	ACCOUNT DESCRIPTION	LINE DESCRIPTION	DEBIT	CREDIT	OB	
22	27457320	831002					BRD		795.00			
	2745.06.7320.0000.0000.0000.831002							IT Charges				
23	27457320	850000					BRD		400.00			
	2745.06.7320.0000.0000.0000.850000							Telephone				
24	27457320	860000					BRD		1,000.00			
	2745.06.7320.0000.0000.0000.860000							Travel - Mileage				
25	27457320	861000					BRD		500.00			
	2745.06.7320.0000.0000.0000.861000							Conferences & Othr Travel				
26	27457320	901000					BRD		683.00			
	2745.06.7320.0000.0000.0000.901000							Advertising				
27	27457320	910000					BRD		255.00			
	2745.06.7320.0000.0000.0000.910000							Insurance & Bonds				
28	27457320	940000					BRD		200.00			
	2745.06.7320.0000.0000.0000.940000							Equipment Rental				
29	2745	397701					BRD				164,345.00	1
	2745.00.0000.0000.0000.0000.397701							Appropriations Control				
30	2745	397401					BRD		168,258.00			1
	2745.00.0000.0000.0000.0000.397401							Estimated Revenues				
31	2745	390001					BRD				3,913.00	1
	2745.00.0000.0000.0000.0000.390001							Budgetary Fund Balance				
32	2745	397701					BRD				3,913.00	1
	2745.00.0000.0000.0000.0000.397701							Appropriations Control				
33	2745	390001					BRD		3,913.00			1
	2745.00.0000.0000.0000.0000.390001							Budgetary Fund Balance				
** JOURNAL TOTAL									172,171.00	172,171.00		

YEAR	PER	JOURNAL	SRC	EFF DATE	ENT DATE	JNL DESC	CLERK	ENTITY	AUTO-REV	STATUS	BUD YEAR	JNL TYPE
2012	04	2	BUC	04/01/2012	10/16/2012	PC-6C312	groth		IN	Hist	2012	
LN	ORG	OBJECT	PROJ	REF1	REF2	REF3	ACCOUNT DESCRIPTION	LINE DESCRIPTION	DEBIT	CREDIT	OB	
1	27467000	572000					BRD				151,091.00	
	2746.06.7000.0000.0000.0000.572000							St Of MI-Energy Coordin.				
2	27467000	704000					BRD		2,861.00			
	2746.06.7000.0000.0000.0000.704000							Salaries - Regular				
3	27467000	704000					BRD		2,033.00			
	2746.06.7000.0000.0000.0000.704000							Salaries - Regular				
4	27467000	704000					BRD		32,183.00			
	2746.06.7000.0000.0000.0000.704000							Salaries - Regular				

JOURNAL INQUIRY

YEAR	PER	JOURNAL	SRC	EFF DATE	ENT DATE	JNL DESC	CLERK	ENTITY	AUTO-REV	STATUS	BUD YEAR	JNL TYPE
2012	04	2	BUC	04/01/2012	10/16/2012	PC-6C312	groth	1	N	Hist	2012	
LN	ORG	OBJECT	PROJ	REF1	REF2	REF3	ACCOUNT DESCRIPTION	LINE DESCRIPTION	DEBIT	CREDIT	OB	
5	27467000	715000					BRD				2,461.00	
	2746.06.7000.0000.0000.0000.0000.715000							Social Security				
6	27467000	715000					BRD				155.00	
	2746.06.7000.0000.0000.0000.0000.715000							Social Security				
7	27467000	715000					BRD				218.00	
	2746.06.7000.0000.0000.0000.0000.715000							Social Security				
8	27467000	716000					BRD				450.00	
	2746.06.7000.0000.0000.0000.0000.716000							Health Insurance				
9	27467000	716000					BRD				750.00	
	2746.06.7000.0000.0000.0000.0000.716000							Health Insurance				
10	27467000	716000					BRD				10,646.00	
	2746.06.7000.0000.0000.0000.0000.716000							Health Insurance				
11	27467000	716002					BRD				10.00	
	2746.06.7000.0000.0000.0000.0000.716002							OPEB - Health Care				
12	27467000	716002					BRD				2.00	
	2746.06.7000.0000.0000.0000.0000.716002							OPEB - Health Care				
13	27467000	716002					BRD				2.00	
	2746.06.7000.0000.0000.0000.0000.716002							OPEB - Health Care				
14	27467000	717000					BRD				9.00	
	2746.06.7000.0000.0000.0000.0000.717000							Life Insurance				
15	27467000	717000					BRD				5.00	
	2746.06.7000.0000.0000.0000.0000.717000							Life Insurance				
16	27467000	717000					BRD				72.00	
	2746.06.7000.0000.0000.0000.0000.717000							Life Insurance				
17	27467000	718000					BRD				2,986.00	
	2746.06.7000.0000.0000.0000.0000.718000							Retirement & Sick Leave				
18	27467000	718000					BRD				187.00	
	2746.06.7000.0000.0000.0000.0000.718000							Retirement & Sick Leave				
19	27467000	718000					BRD				405.00	
	2746.06.7000.0000.0000.0000.0000.718000							Retirement & Sick Leave				
20	27467000	718001					BRD				2.00	
	2746.06.7000.0000.0000.0000.0000.718001							457 Plan Contribution				
21	27467000	718001					BRD				50.00	
	2746.06.7000.0000.0000.0000.0000.718001							457 Plan Contribution				
22	27467000	718001					BRD				341.00	
	2746.06.7000.0000.0000.0000.0000.718001							457 Plan Contribution				
23	27467000	719000					BRD				431.00	
	2746.06.7000.0000.0000.0000.0000.719000							Dental Insurance				
24	27467000	719000					BRD				36.00	
	2746.06.7000.0000.0000.0000.0000.719000							Dental Insurance				
25	27467000	719000					BRD				13.00	
	2746.06.7000.0000.0000.0000.0000.719000							Dental Insurance				

JOURNAL INQUIRY

YEAR	PER	JOURNAL	SRC	EFF DATE	ENT DATE	JNL DESC	CLERK	ENTITY	AUTO-REV	STATUS	BUD YEAR	JNL TYPE
2012	04	2	BUC	04/01/2012	10/16/2012	PC-6C312	groth	1	N	Hist	2012	
LN	ORG	OBJECT	PROJ	REF1	REF2	REF3	ACCOUNT DESCRIPTION	LINE DESCRIPTION	DEBIT	CREDIT	OB	
26	27467000	720000					BRD		2.00			
	2746.06.7000.0000.0000.0000.720000							Worker's Compensation				
27	27467000	720000					BRD		2.00			
	2746.06.7000.0000.0000.0000.720000							Worker's Compensation				
28	27467000	720000					BRD		32.00			
	2746.06.7000.0000.0000.0000.720000							Worker's Compensation				
29	27467000	721000					BRD		170.00			
	2746.06.7000.0000.0000.0000.721000							Longevity				
30	27467000	722000					BRD		68.00			
	2746.06.7000.0000.0000.0000.722000							Unemployment				
31	27467000	722000					BRD		7.00			
	2746.06.7000.0000.0000.0000.722000							Unemployment				
32	27467000	722000					BRD		10.00			
	2746.06.7000.0000.0000.0000.722000							Unemployment				
33	27467000	723000					BRD		4.00			
	2746.06.7000.0000.0000.0000.723000							Optical Insurance				
34	27467000	723000					BRD		8.00			
	2746.06.7000.0000.0000.0000.723000							Optical Insurance				
35	27467000	723000					BRD		116.00			
	2746.06.7000.0000.0000.0000.723000							Optical Insurance				
36	27467000	724000					BRD		138.00			
	2746.06.7000.0000.0000.0000.724000							Disability Insurance				
37	27467000	724000					BRD		9.00			
	2746.06.7000.0000.0000.0000.724000							Disability Insurance				
38	27467000	724000					BRD		10.00			
	2746.06.7000.0000.0000.0000.724000							Disability Insurance				
39	27467000	727000					BRD		450.00			
	2746.06.7000.0000.0000.0000.727000							Office Supplies				
40	27467000	733000					BRD		17,000.00			
	2746.06.7000.0000.0000.0000.733000							Weatherization Materials				
41	27467000	733000					BRD		62,700.00			
	2746.06.7000.0000.0000.0000.733000							Weatherization Materials				
42	27467000	739000					BRD		308.00			
	2746.06.7000.0000.0000.0000.739000							Operational Supplies				
43	27467000	803090					BRD		50.00			
	2746.06.7000.0000.0000.0000.803090							Audit Fees				
44	27467000	821000					BRD		2,700.00			
	2746.06.7000.0000.0000.0000.821000							Contractual - Other				
45	27467000	821000					BRD		1,000.00			
	2746.06.7000.0000.0000.0000.821000							Contractual - Other				
46	27467000	831000					BRD		900.00			
	2746.06.7000.0000.0000.0000.831000							Administrative Expense				

JOURNAL INQUIRY

YEAR	PER	JOURNAL	SRC	EFF DATE	ENT DATE	JNL DESC	CLERK	ENTITY	AUTO-REV	STATUS	BUD YEAR	JNL TYPE
2012	04	2	BUC	04/01/2012	10/16/2012	PC-6C312	groth	1	N	Hist	2012	
LN	ORG	OBJECT	PROJ	REF1	REF2	REF3	ACCOUNT DESCRIPTION	LINE DESCRIPTION	DEBIT	CREDIT	OB	
47	27467000	831000					BRD		2,121.00			
	2746.06.7000.0000.0000.0000.831000							Administrative Expense				
48	27467000	831002					BRD		1,400.00			
	2746.06.7000.0000.0000.0000.831002							IT Charges				
49	27467000	831002					BRD		1,000.00			
	2746.06.7000.0000.0000.0000.831002							IT Charges				
50	27467000	850000					BRD		474.00			
	2746.06.7000.0000.0000.0000.850000							Telephone				
51	27467000	860000					BRD		300.00			
	2746.06.7000.0000.0000.0000.860000							Travel - Mileage				
52	27467000	860000					BRD		255.00			
	2746.06.7000.0000.0000.0000.860000							Travel - Mileage				
53	27467000	860000					BRD		48.00			
	2746.06.7000.0000.0000.0000.860000							Travel - Mileage				
54	27467000	861000					BRD		501.00			
	2746.06.7000.0000.0000.0000.861000							Conferences & Othr Travel				
55	27467000	910000					BRD		1,000.00			
	2746.06.7000.0000.0000.0000.910000							Insurance & Bonds				
56	27467000	939000					BRD		2,000.00			
	2746.06.7000.0000.0000.0000.939000							Building Rental				
57	2746	397701					BRD				151,041.00	1
	2746.00.0000.0000.0000.0000.397701							Appropriations Control				
58	2746	390001					BRD		151,041.00			1
	2746.00.0000.0000.0000.0000.390001							Budgetary Fund Balance				
59	2746	397701					BRD				50.00	1
	2746.00.0000.0000.0000.0000.397701							Appropriations Control				
60	2746	397401					BRD		151,091.00			1
	2746.00.0000.0000.0000.0000.397401							Estimated Revenues				
61	2746	390001					BRD				151,041.00	1
	2746.00.0000.0000.0000.0000.390001							Budgetary Fund Balance				
** JOURNAL TOTAL									302,132.00	302,132.00		

YEAR	PER	JOURNAL	SRC	EFF DATE	ENT DATE	JNL DESC	CLERK	ENTITY	AUTO-REV	STATUS	BUD YEAR	JNL TYPE
2012	04	3	BUA	04/01/2012	10/16/2012	PC-6C323	groth	1N	Hist		2012	
LN	ORG	OBJECT	PROJ	REF1	REF2	REF3	ACCOUNT DESCRIPTION	LINE DESCRIPTION	DEBIT	CREDIT	OB	
1	27467000	572000					BRD				214,250.00	
	2746.06.7000.0000.0000.0000.572000							St Of MI-Energy Coordin.				



JOURNAL INQUIRY

YEAR	PER	JOURNAL	SRC	EFF DATE	ENT DATE	JNL DESC	CLERK	ENTITY	AUTO-REV	STATUS	BUD YEAR	JNL TYPE
2012	04	3	BUA	04/01/2012	10/16/2012	PC-6C323	groth	1	N	Hist	2012	
LN	ORG	OBJECT	PROJ	REF1	REF2	REF3	ACCOUNT DESCRIPTION	LINE DESCRIPTION	DEBIT	CREDIT	OB	
2	27467000	704000			BRD				6,508.00			
	2746.06.7000.0000.0000.0000.704000						Salaries - Regular					
3	27467000	704000			BRD				1,200.00			
	2746.06.7000.0000.0000.0000.704000						Salaries - Regular					
4	27467000	704000			BRD				44,921.00			
	2746.06.7000.0000.0000.0000.704000						Salaries - Regular					
5	27467000	715000			BRD				3,449.00			
	2746.06.7000.0000.0000.0000.715000						Social Security					
6	27467000	715000			BRD				91.00			
	2746.06.7000.0000.0000.0000.715000						Social Security					
7	27467000	715000			BRD				498.00			
	2746.06.7000.0000.0000.0000.715000						Social Security					
8	27467000	716000			BRD				1,322.00			
	2746.06.7000.0000.0000.0000.716000						Health Insurance					
9	27467000	716000			BRD				360.00			
	2746.06.7000.0000.0000.0000.716000						Health Insurance					
10	27467000	716000			BRD				10,941.00			
	2746.06.7000.0000.0000.0000.716000						Health Insurance					
11	27467000	716002			BRD				44.00			
	2746.06.7000.0000.0000.0000.716002						OPEB - Health Care					
12	27467000	716002			BRD				2.00			
	2746.06.7000.0000.0000.0000.716002						OPEB - Health Care					
13	27467000	717000			BRD				3.00			
	2746.06.7000.0000.0000.0000.717000						Life Insurance					
14	27467000	717000			BRD				18.00			
	2746.06.7000.0000.0000.0000.717000						Life Insurance					
15	27467000	717000			BRD				120.00			
	2746.06.7000.0000.0000.0000.717000						Life Insurance					
16	27467000	718000			BRD				4,750.00			
	2746.06.7000.0000.0000.0000.718000						Retirement & Sick Leave					
17	27467000	718000			BRD				864.00			
	2746.06.7000.0000.0000.0000.718000						Retirement & Sick Leave					
18	27467000	718000			BRD				156.00			
	2746.06.7000.0000.0000.0000.718000						Retirement & Sick Leave					
19	27467000	718001			BRD				59.00			
	2746.06.7000.0000.0000.0000.718001						457 Plan Contribution					
20	27467000	718001			BRD				355.00			
	2746.06.7000.0000.0000.0000.718001						457 Plan Contribution					
21	27467000	719000			BRD				602.00			
	2746.06.7000.0000.0000.0000.719000						Dental Insurance					
22	27467000	719000			BRD				41.00			
	2746.06.7000.0000.0000.0000.719000						Dental Insurance					

JOURNAL INQUIRY

YEAR	PER	JOURNAL	SRC	EFF DATE	ENT DATE	JNL DESC	CLERK	ENTITY	AUTO-REV	STATUS	BUD YEAR	JNL TYPE
2012	04	3	BUA	04/01/2012	10/16/2012	PC-6C323	groth	1	N	Hist	2012	
LN	ORG	OBJECT	PROJ	REF1	REF2	REF3	ACCOUNT DESCRIPTION	LINE DESCRIPTION	DEBIT	CREDIT	OB	
23	27467000	719000					BRD		79.00			
	2746.06.7000.0000.0000.0000.0000.719000							Dental Insurance				
24	27467000	720000					BRD		6.00			
	2746.06.7000.0000.0000.0000.0000.720000							Worker's Compensation				
25	27467000	720000					BRD		1.00			
	2746.06.7000.0000.0000.0000.0000.720000							Worker's Compensation				
26	27467000	720000					BRD		44.00			
	2746.06.7000.0000.0000.0000.0000.720000							Worker's Compensation				
27	27467000	722000					BRD		63.00			
	2746.06.7000.0000.0000.0000.0000.722000							Unemployment				
28	27467000	722000					BRD		4.00			
	2746.06.7000.0000.0000.0000.0000.722000							Unemployment				
29	27467000	722000					BRD		22.00			
	2746.06.7000.0000.0000.0000.0000.722000							Unemployment				
30	27467000	723000					BRD		14.00			
	2746.06.7000.0000.0000.0000.0000.723000							Optical Insurance				
31	27467000	723000					BRD		7.00			
	2746.06.7000.0000.0000.0000.0000.723000							Optical Insurance				
32	27467000	723000					BRD		109.00			
	2746.06.7000.0000.0000.0000.0000.723000							Optical Insurance				
33	27467000	724000					BRD		139.00			
	2746.06.7000.0000.0000.0000.0000.724000							Disability Insurance				
34	27467000	724000					BRD		4.00			
	2746.06.7000.0000.0000.0000.0000.724000							Disability Insurance				
35	27467000	724000					BRD		17.00			
	2746.06.7000.0000.0000.0000.0000.724000							Disability Insurance				
36	27467000	727000					BRD		54.00			
	2746.06.7000.0000.0000.0000.0000.727000							Office Supplies				
37	27467000	727000					BRD		416.00			
	2746.06.7000.0000.0000.0000.0000.727000							Office Supplies				
38	27467000	733000					BRD		103,000.00			
	2746.06.7000.0000.0000.0000.0000.733000							Weatherization Materials				
39	27467000	733000					BRD		28,000.00			
	2746.06.7000.0000.0000.0000.0000.733000							Weatherization Materials				
40	27467000	739000					BRD		300.00			
	2746.06.7000.0000.0000.0000.0000.739000							Operational Supplies				
41	27467000	739000					BRD		54.00			
	2746.06.7000.0000.0000.0000.0000.739000							Operational Supplies				
42	27467000	821000					BRD		3,600.00			
	2746.06.7000.0000.0000.0000.0000.821000							Contractual - Other				
43	27467000	831000					BRD		500.00			
	2746.06.7000.0000.0000.0000.0000.831000							Administrative Expense				

JOURNAL INQUIRY

YEAR	PER	JOURNAL	SRC	EFF DATE	ENT DATE	JNL DESC	CLERK	ENTITY	AUTO-REV	STATUS	BUD YEAR	JNL TYPE
2012	04	3	BUA	04/01/2012	10/16/2012	PC-6C323	groth	1	N	Hist	2012	
LN	ORG	OBJECT	PROJ	REF1	REF2	REF3	ACCOUNT DESCRIPTION	LINE DESCRIPTION	DEBIT	CREDIT	OB	
44	27467000	831002					BRD		592.00			
							2746.06.7000.0000.0000.831002	IT Charges				
45	27467000	850000					BRD		316.00			
							2746.06.7000.0000.0000.850000	Telephone				
46	27467000	860000					BRD		368.00			
							2746.06.7000.0000.0000.860000	Travel - Mileage				
47	27467000	860000					BRD		165.00			
							2746.06.7000.0000.0000.860000	Travel - Mileage				
48	27467000	860000					BRD		72.00			
							2746.06.7000.0000.0000.860000	Travel - Mileage				
49	2746	397701					BRD				214,250.00	1
							2746.00.0000.0000.0000.397701	Appropriations Control				
50	2746	397401					BRD		214,250.00			1
							2746.00.0000.0000.0000.397401	Estimated Revenues				
** JOURNAL TOTAL									214,250.00	214,250.00		

YEAR	PER	JOURNAL	SRC	EFF DATE	ENT DATE	JNL DESC	CLERK	ENTITY	AUTO-REV	STATUS	BUD YEAR	JNL TYPE
2012	06	4	BUA	06/01/2012	10/11/2012	PC-6C301	groth	1N		Hist	2012	
LN	ORG	OBJECT	PROJ	REF1	REF2	REF3	ACCOUNT DESCRIPTION	LINE DESCRIPTION	DEBIT	CREDIT	OB	
1	27467000	561000					BRD				15,000.00	
							2746.06.7000.0000.0000.561000	State Of Mich - welfare				
2	27467000	704000					BRD		2,725.00			
							2746.06.7000.0000.0000.704000	Salaries - Regular				
3	27467000	715000					BRD		425.00			
							2746.06.7000.0000.0000.715000	Social Security				
4	27467000	716000					BRD		523.00			
							2746.06.7000.0000.0000.716000	Health Insurance				
5	27467000	716002					BRD		24.00			
							2746.06.7000.0000.0000.716002	OPEB - Health Care				
6	27467000	717000					BRD		11.00			
							2746.06.7000.0000.0000.717000	Life Insurance				
7	27467000	718000					BRD		519.00			
							2746.06.7000.0000.0000.718000	Retirement & Sick Leave				
8	27467000	719000					BRD		70.00			
							2746.06.7000.0000.0000.719000	Dental Insurance				
9	27467000	720000					BRD		1.00			
							2746.06.7000.0000.0000.720000	worker's Compensation				

JOURNAL INQUIRY

YEAR	PER	JOURNAL	SRC	EFF DATE	ENT DATE	JNL DESC	CLERK	ENTITY	AUTO-REV	STATUS	BUD YEAR	JNL TYPE		
2012	06	4	BUA	06/01/2012	10/11/2012	PC-6C301	groth	1	N	Hist	2012			
LN	ORG	OBJECT	PROJ	REF1	REF2	REF3	ACCOUNT DESCRIPTION	LINE DESCRIPTION	DEBIT	CREDIT	OB			
10	27467000	722000			BRD				29.00					
	2746.06.7000.0000.0000.0000.722000						Unemployment							
11	27467000	723000			BRD				13.00					
	2746.06.7000.0000.0000.0000.723000						Optical Insurance							
12	27467000	724000			BRD				15.00					
	2746.06.7000.0000.0000.0000.724000						Disability Insurance							
13	27467000	843000			BRD				10,445.00					
	2746.06.7000.0000.0000.0000.843000						Client Assistance Pymts							
14	27467000	860000			BRD				150.00					
	2746.06.7000.0000.0000.0000.860000						Travel - Mileage							
15	27467000	861000			BRD				50.00					
	2746.06.7000.0000.0000.0000.861000						Conferences & Othr Travel							
16	2746	397701			BRD							4,505.00	1	
	2746.00.0000.0000.0000.0000.397701						Appropriations Control							
17	2746	397401			BRD				15,000.00					1
	2746.00.0000.0000.0000.0000.397401						Estimated Revenues							
18	2746	390001			BRD							10,495.00	1	
	2746.00.0000.0000.0000.0000.390001						Budgetary Fund Balance							
19	2746	397701			BRD							10,495.00	1	
	2746.00.0000.0000.0000.0000.397701						Appropriations Control							
20	2746	390001			BRD				10,495.00					1
	2746.00.0000.0000.0000.0000.390001						Budgetary Fund Balance							
									** JOURNAL TOTAL	25,495.00		25,495.00		

YEAR	PER	JOURNAL	SRC	EFF DATE	ENT DATE	JNL DESC	CLERK	ENTITY	AUTO-REV	STATUS	BUD YEAR	JNL TYPE			
2012	06	5	BUA	06/01/2012	10/11/2012	PC-6C302	groth		IN	Hist	2012				
LN	ORG	OBJECT	PROJ	REF1	REF2	REF3	ACCOUNT DESCRIPTION	LINE DESCRIPTION	DEBIT	CREDIT	OB				
1	27467000	561000			BRD							32,600.00			
	2746.06.7000.0000.0000.0000.561000						State of Mich - welfare								
2	27467000	843000			BRD				32,600.00						
	2746.06.7000.0000.0000.0000.843000						Client Assistance Pymts								
3	2746	397701			BRD							32,600.00	1		
	2746.00.0000.0000.0000.0000.397701						Appropriations Control								
4	2746	397401			BRD				32,600.00					1	
	2746.00.0000.0000.0000.0000.397401						Estimated Revenues								
									** JOURNAL TOTAL	32,600.00		32,600.00			

JOURNAL INQUIRY

YEAR	PER	JOURNAL	SRC	EFF DATE	ENT DATE	JNL DESC	CLERK	ENTITY	AUTO-REV	STATUS	BUD YEAR	JNL TYPE		
2012	07	6	BUA	07/01/2012	10/16/2012	6W300	MoLendyk		IN	Hist	2012			
LN	ORG	OBJECT	PROJ	REF1	REF2	REF3	LINE DESCRIPTION				DEBIT	CREDIT	OB	
ACCOUNT							ACCOUNT DESCRIPTION							
1	27457320	704000			BRD							137,750.00		
	2745.06.7320.0000.0000.0000.704000													
2	27457320	715000			BRD							10,325.00		
	2745.06.7320.0000.0000.0000.715000													
3	27457320	716000			BRD							30,358.00		
	2745.06.7320.0000.0000.0000.716000													
4	27457320	716002			BRD							747.00		
	2745.06.7320.0000.0000.0000.716002													
5	27457320	717000			BRD							367.00		
	2745.06.7320.0000.0000.0000.717000													
6	27457320	718000			BRD							16,327.00		
	2745.06.7320.0000.0000.0000.718000													
7	27457320	718001			BRD							631.00		
	2745.06.7320.0000.0000.0000.718001													
8	27457320	719000			BRD							2,039.00		
	2745.06.7320.0000.0000.0000.719000													
9	27457320	720000			BRD							32.00		
	2745.06.7320.0000.0000.0000.720000													
10	27457320	722000			BRD							568.00		
	2745.06.7320.0000.0000.0000.722000													
11	27457320	723000			BRD							369.00		
	2745.06.7320.0000.0000.0000.723000													
12	27457320	724000			BRD							386.00		
	2745.06.7320.0000.0000.0000.724000													
13	27457320	727000			BRD							1,152.00		
	2745.06.7320.0000.0000.0000.727000													
14	27457320	728000			BRD							1,130.00		
	2745.06.7320.0000.0000.0000.728000													
15	27457320	730000			BRD							1,225.00		
	2745.06.7320.0000.0000.0000.730000													
16	27457320	739000			BRD							5,195.00		
	2745.06.7320.0000.0000.0000.739000													
17	27457320	802000			BRD							500.00		
	2745.06.7320.0000.0000.0000.802000													
18	27457320	808000			BRD							4,500.00		
	2745.06.7320.0000.0000.0000.808000													
19	27457320	830000			BRD							9,000.00		
	2745.06.7320.0000.0000.0000.830000													
20	27457320	831000			BRD							11,740.00		
	2745.06.7320.0000.0000.0000.831000													
21	27457320	831002			BRD							6,631.00		
	2745.06.7320.0000.0000.0000.831002													

JOURNAL INQUIRY

YEAR	PER	JOURNAL	SRC	EFF DATE	ENT DATE	JNL DESC	CLERK	ENTITY	AUTO-REV	STATUS	BUD YEAR	JNL TYPE
2012	07	6	BUA	07/01/2012	10/16/2012	6w300	MoLendyk	1	N	Hist	2012	
LN	ORG	OBJECT	PROJ	REF1	REF2	REF3	ACCOUNT DESCRIPTION	LINE DESCRIPTION	DEBIT	CREDIT	OB	
22	27457320	850000		BRD					692.00			
	2745.06.7320.0000.0000.0000.850000						Telephone					
23	27457320	860000		BRD					2,644.00			
	2745.06.7320.0000.0000.0000.860000						Travel - Mileage					
24	27457320	861000		BRD					2,973.00			
	2745.06.7320.0000.0000.0000.861000						Conferences & Othr Travel					
25	27457320	901000		BRD					5,170.00			
	2745.06.7320.0000.0000.0000.901000						Advertising					
26	27457320	910000		BRD					1,582.00			
	2745.06.7320.0000.0000.0000.910000						Insurance & Bonds					
27	27457320	939000		BRD					6,000.00			
	2745.06.7320.0000.0000.0000.939000						Building Rental					
28	27457320	940000		BRD					584.00			
	2745.06.7320.0000.0000.0000.940000						Equipment Rental					
29	27457320	561000		BRD						260,617.00		
	2745.06.7320.0000.0000.0000.561000						State of Mich - welfare					
30	2745	397701		BRD						260,117.00	1	
	2745.00.0000.0000.0000.0000.397701						Appropriations Control					
31	2745	397401		BRD					260,617.00		1	
	2745.00.0000.0000.0000.0000.397401						Estimated Revenues					
32	2745	390001		BRD						500.00	1	
	2745.00.0000.0000.0000.0000.390001						Budgetary Fund Balance					
33	2745	397701		BRD						500.00	1	
	2745.00.0000.0000.0000.0000.397701						Appropriations Control					
34	2745	390001		BRD					500.00		1	
	2745.00.0000.0000.0000.0000.390001						Budgetary Fund Balance					
** JOURNAL TOTAL									261,117.00	261,117.00		

YEAR	PER	JOURNAL	SRC	EFF DATE	ENT DATE	JNL DESC	CLERK	ENTITY	AUTO-REV	STATUS	BUD YEAR	JNL TYPE
2012	07	7	BUA	07/01/2012	10/16/2012	6w400	MoLendyk	1N		Hist	2012	
LN	ORG	OBJECT	PROJ	REF1	REF2	REF3	ACCOUNT DESCRIPTION	LINE DESCRIPTION	DEBIT	CREDIT	OB	
1	27457320	561000		BRD						207,323.00		
	2745.06.7320.0000.0000.0000.561000						State of Mich - welfare					
2	27457320	704000		BRD					101,750.00			
	2745.06.7320.0000.0000.0000.704000						Salaries - Regular					
3	27457320	715000		BRD					7,627.00			
	2745.06.7320.0000.0000.0000.715000						Social Security					

JOURNAL INQUIRY

YEAR	PER	JOURNAL	SRC	EFF DATE	ENT DATE	JNL DESC	CLERK	ENTITY	AUTO-REV	STATUS	BUD YEAR	JNL TYPE
2012	07	7	BUA	07/01/2012	10/16/2012	6w400	MoLendyk	1	N	Hist	2012	
LN	ORG	OBJECT	PROJ	REF1	REF2	REF3	ACCOUNT DESCRIPTION	LINE DESCRIPTION	DEBIT	CREDIT	OB	
4	27457320	716000					BRD		22,424.00			
	2745.06.7320.0000.0000.0000.0000.716000						Health Insurance					
5	27457320	716002					BRD		552.00			
	2745.06.7320.0000.0000.0000.0000.716002						OPEB - Health Care					
6	27457320	717000					BRD		271.00			
	2745.06.7320.0000.0000.0000.0000.717000						Life Insurance					
7	27457320	718000					BRD		12,060.00			
	2745.06.7320.0000.0000.0000.0000.718000						Retirement & Sick Leave					
8	27457320	718001					BRD		466.00			
	2745.06.7320.0000.0000.0000.0000.718001						457 Plan Contribution					
9	27457320	719000					BRD		1,506.00			
	2745.06.7320.0000.0000.0000.0000.719000						Dental Insurance					
10	27457320	720000					BRD		24.00			
	2745.06.7320.0000.0000.0000.0000.720000						Worker's Compensation					
11	27457320	722000					BRD		420.00			
	2745.06.7320.0000.0000.0000.0000.722000						Unemployment					
12	27457320	723000					BRD		273.00			
	2745.06.7320.0000.0000.0000.0000.723000						Optical Insurance					
13	27457320	724000					BRD		286.00			
	2745.06.7320.0000.0000.0000.0000.724000						Disability Insurance					
14	27457320	727000					BRD		1,100.00			
	2745.06.7320.0000.0000.0000.0000.727000						Office Supplies					
15	27457320	728000					BRD		1,128.00			
	2745.06.7320.0000.0000.0000.0000.728000						Printing & Binding					
16	27457320	730000					BRD		1,225.00			
	2745.06.7320.0000.0000.0000.0000.730000						Postage					
17	27457320	739000					BRD		5,195.00			
	2745.06.7320.0000.0000.0000.0000.739000						Operational Supplies					
18	27457320	802000					BRD		500.00			
	2745.06.7320.0000.0000.0000.0000.802000						Employment Physicals					
19	27457320	808000					BRD		4,500.00			
	2745.06.7320.0000.0000.0000.0000.808000						Service Contracts					
20	27457320	830000					BRD		9,000.00			
	2745.06.7320.0000.0000.0000.0000.830000						Memberships & Dues					
21	27457320	831000					BRD		10,740.00			
	2745.06.7320.0000.0000.0000.0000.831000						Administrative Expense					
22	27457320	831002					BRD		6,631.00			
	2745.06.7320.0000.0000.0000.0000.831002						IT Charges					
23	27457320	850000					BRD		692.00			
	2745.06.7320.0000.0000.0000.0000.850000						Telephone					
24	27457320	860000					BRD		2,644.00			
	2745.06.7320.0000.0000.0000.0000.860000						Travel - Mileage					

JOURNAL INQUIRY

YEAR	PER	JOURNAL	SRC	EFF DATE	ENT DATE	JNL DESC	CLERK	ENTITY	AUTO-REV	STATUS	BUD YEAR	JNL TYPE
2012	07	7	BUA	07/01/2012	10/16/2012	6w400	Mołendyk	1	N	Hist	2012	
LN	ORG	OBJECT	PROJ	REF1	REF2	REF3	ACCOUNT DESCRIPTION	LINE DESCRIPTION	DEBIT	CREDIT	OB	
25	27457320	861000		BRD					2,973.00			
				2745.06.7320.0000.0000.0000.861000			Conferences & Othr Travel					
26	27457320	901000		BRD					5,170.00			
				2745.06.7320.0000.0000.0000.901000			Advertising					
27	27457320	910000		BRD					1,582.00			
				2745.06.7320.0000.0000.0000.910000			Insurance & Bonds					
28	27457320	939000		BRD					6,000.00			
				2745.06.7320.0000.0000.0000.939000			Building Rental					
29	27457320	940000		BRD					584.00			
				2745.06.7320.0000.0000.0000.940000			Equipment Rental					
30	2745	397701		BRD						207,323.00	1	
				2745.00.0000.0000.0000.0000.397701			Appropriations Control					
31	2745	397401		BRD					207,323.00		1	
				2745.00.0000.0000.0000.0000.397401			Estimated Revenues					
** JOURNAL TOTAL									207,323.00	207,323.00		

YEAR	PER	JOURNAL	SRC	EFF DATE	ENT DATE	JNL DESC	CLERK	ENTITY	AUTO-REV	STATUS	BUD YEAR	JNL TYPE
2012	07	8	BUA	07/01/2012	10/16/2012	PC-6w301	Mołendyk		1N	Hist	2012	
LN	ORG	OBJECT	PROJ	REF1	REF2	REF3	ACCOUNT DESCRIPTION	LINE DESCRIPTION	DEBIT	CREDIT	OB	
1	27457320	561000		BRD							906,991.00	
				2745.06.7320.0000.0000.0000.561000			State Of Mich - welfare					
2	27457320	704000		BRD					109,888.00			
				2745.06.7320.0000.0000.0000.704000			Salaries - Regular					
3	27457320	704000		BRD					251,659.00			
				2745.06.7320.0000.0000.0000.704000			Salaries - Regular					
4	27457320	715000		BRD					19,254.00			
				2745.06.7320.0000.0000.0000.715000			Social Security					
5	27457320	715000		BRD					8,406.00			
				2745.06.7320.0000.0000.0000.715000			Social Security					
6	27457320	716000		BRD					28,615.00			
				2745.06.7320.0000.0000.0000.716000			Health Insurance					
7	27457320	716000		BRD					69,252.00			
				2745.06.7320.0000.0000.0000.716000			Health Insurance					
8	27457320	716002		BRD					1,365.00			
				2745.06.7320.0000.0000.0000.716002			OPEB - Health Care					
9	27457320	716002		BRD					564.00			
				2745.06.7320.0000.0000.0000.716002			OPEB - Health Care					



JOURNAL INQUIRY

YEAR	PER	JOURNAL	SRC	EFF DATE	ENT DATE	JNL DESC	CLERK	ENTITY	AUTO-REV	STATUS	BUD YEAR	JNL TYPE	
2012	07	8	BUA	07/01/2012	10/16/2012	PC-6W301	MoLendyk	1	N	Hist	2012		
LN	ORG	OBJECT	PROJ	REF1	REF2	REF3	ACCOUNT DESCRIPTION	LINE DESCRIPTION			DEBIT	CREDIT	OB
10	27457320	717000		BRD							281.00		
	2745.06.7320.0000.0000.0000.717000							Life Insurance					
11	27457320	717000		BRD							627.00		
	2745.06.7320.0000.0000.0000.717000							Life Insurance					
12	27457320	718000		BRD							32,281.00		
	2745.06.7320.0000.0000.0000.718000							Retirement & Sick Leave					
13	27457320	718000		BRD							14,581.00		
	2745.06.7320.0000.0000.0000.718000							Retirement & Sick Leave					
14	27457320	718001		BRD							383.00		
	2745.06.7320.0000.0000.0000.718001							457 Plan Contribution					
15	27457320	718001		BRD							692.00		
	2745.06.7320.0000.0000.0000.718001							457 Plan Contribution					
16	27457320	719000		BRD							4,021.00		
	2745.06.7320.0000.0000.0000.719000							Dental Insurance					
17	27457320	719000		BRD							1,662.00		
	2745.06.7320.0000.0000.0000.719000							Dental Insurance					
18	27457320	720000		BRD							27.00		
	2745.06.7320.0000.0000.0000.720000							worker's Compensation					
19	27457320	720000		BRD							56.00		
	2745.06.7320.0000.0000.0000.720000							worker's Compensation					
20	27457320	722000		BRD							1,295.00		
	2745.06.7320.0000.0000.0000.722000							Unemployment					
21	27457320	722000		BRD							566.00		
	2745.06.7320.0000.0000.0000.722000							Unemployment					
22	27457320	723000		BRD							302.00		
	2745.06.7320.0000.0000.0000.723000							Optical Insurance					
23	27457320	723000		BRD							723.00		
	2745.06.7320.0000.0000.0000.723000							Optical Insurance					
24	27457320	724000		BRD							693.00		
	2745.06.7320.0000.0000.0000.724000							Disability Insurance					
25	27457320	724000		BRD							304.00		
	2745.06.7320.0000.0000.0000.724000							Disability Insurance					
26	27457320	727000		BRD							896.00		
	2745.06.7320.0000.0000.0000.727000							Office Supplies					
27	27457320	727000		BRD							2,048.00		
	2745.06.7320.0000.0000.0000.727000							Office Supplies					
28	27457320	728000		BRD							2,008.00		
	2745.06.7320.0000.0000.0000.728000							Printing & Binding					
29	27457320	728000		BRD							879.00		
	2745.06.7320.0000.0000.0000.728000							Printing & Binding					
30	27457320	730000		BRD							953.00		
	2745.06.7320.0000.0000.0000.730000							Postage					

JOURNAL INQUIRY

YEAR	PER	JOURNAL	SRC	EFF DATE	ENT DATE	JNL DESC	CLERK	ENTITY	AUTO-REV	STATUS	BUD YEAR	JNL TYPE	
2012	07	8	BUA	07/01/2012	10/16/2012	PC-6W301	MoLendyk	1	N	Hist	2012		
LN	ORG	OBJECT	PROJ	REF1	REF2	REF3	ACCOUNT DESCRIPTION	LINE DESCRIPTION			DEBIT	CREDIT	OB
31	27457320	730000					BRD				2,177.00		
	2745.06.7320.0000.0000.0000.730000							Postage					
32	27457320	739000					BRD				6,484.00		
	2745.06.7320.0000.0000.0000.739000							Operational Supplies					
33	27457320	739000					BRD				2,862.00		
	2745.06.7320.0000.0000.0000.739000							Operational Supplies					
34	27457320	808000					BRD				3,500.00		
	2745.06.7320.0000.0000.0000.808000							Service Contracts					
35	27457320	808000					BRD				8,000.00		
	2745.06.7320.0000.0000.0000.808000							Service Contracts					
36	27457320	830000					BRD				1,184.00		
	2745.06.7320.0000.0000.0000.830000							Memberships & Dues					
37	27457320	830000					BRD				518.00		
	2745.06.7320.0000.0000.0000.830000							Memberships & Dues					
38	27457320	831000					BRD				9,142.00		
	2745.06.7320.0000.0000.0000.831000							Administrative Expense					
39	27457320	831000					BRD				20,897.00		
	2745.06.7320.0000.0000.0000.831000							Administrative Expense					
40	27457320	831002					BRD				11,788.00		
	2745.06.7320.0000.0000.0000.831002							IT Charges					
41	27457320	831002					BRD				5,157.00		
	2745.06.7320.0000.0000.0000.831002							IT Charges					
42	27457320	844004					BRD				43,842.00		
	2745.06.7320.0000.0000.0000.844004							Other Training					
43	27457320	844004					BRD				108,516.00		
	2745.06.7320.0000.0000.0000.844004							Other Training					
44	27457320	850000					BRD				1,230.00		
	2745.06.7320.0000.0000.0000.850000							Telephone					
45	27457320	850000					BRD				538.00		
	2745.06.7320.0000.0000.0000.850000							Telephone					
46	27457320	860000					BRD				2,056.00		
	2745.06.7320.0000.0000.0000.860000							Travel - Mileage					
47	27457320	860000					BRD				4,700.00		
	2745.06.7320.0000.0000.0000.860000							Travel - Mileage					
48	27457320	861000					BRD				5,286.00		
	2745.06.7320.0000.0000.0000.861000							Conferences & Othr Travel					
49	27457320	861000					BRD				2,312.00		
	2745.06.7320.0000.0000.0000.861000							Conferences & Othr Travel					
50	27457320	901000					BRD				4,021.00		
	2745.06.7320.0000.0000.0000.901000							Advertising					
51	27457320	901000					BRD				9,191.00		
	2745.06.7320.0000.0000.0000.901000							Advertising					

JOURNAL INQUIRY

YEAR	PER	JOURNAL	SRC	EFF DATE	ENT DATE	JNL DESC	CLERK	ENTITY	AUTO-REV	STATUS	BUD YEAR	JNL TYPE
2012	07	8	BUA	07/01/2012	10/16/2012	PC-6W301	MoLendyk	1	N	Hist	2012	
LN	ORG	OBJECT	PROJ	REF1	REF2	REF3	ACCOUNT DESCRIPTION	LINE DESCRIPTION	DEBIT	CREDIT	OB	
52	27457320	910000					BRD		2,813.00			
	2745.06.7320.0000.0000.0000.910000						Insurance & Bonds					
53	27457320	910000					BRD		1,231.00			
	2745.06.7320.0000.0000.0000.910000						Insurance & Bonds					
54	27457320	939000					BRD		28,157.00			
	2745.06.7320.0000.0000.0000.939000						Building Rental					
55	27457320	939000					BRD		65,616.00			
	2745.06.7320.0000.0000.0000.939000						Building Rental					
56	27457320	940000					BRD		1,038.00			
	2745.06.7320.0000.0000.0000.940000						Equipment Rental					
57	27457320	940000					BRD		454.00			
	2745.06.7320.0000.0000.0000.940000						Equipment Rental					
58	2745	397701					BRD			863,149.00	1	
	2745.00.0000.0000.0000.0000.397701						Appropriations Control					
59	2745	397401					BRD		906,991.00		1	
	2745.00.0000.0000.0000.0000.397401						Estimated Revenues					
60	2745	390001					BRD			43,842.00	1	
	2745.00.0000.0000.0000.0000.390001						Budgetary Fund Balance					
61	2745	397701					BRD			43,842.00	1	
	2745.00.0000.0000.0000.0000.397701						Appropriations Control					
62	2745	390001					BRD		43,842.00		1	
	2745.00.0000.0000.0000.0000.390001						Budgetary Fund Balance					
** JOURNAL TOTAL									950,833.00	950,833.00		

YEAR	PER	JOURNAL	SRC	EFF DATE	ENT DATE	JNL DESC	CLERK	ENTITY	AUTO-REV	STATUS	BUD YEAR	JNL TYPE
2012	07	9	BUA	07/01/2012	10/11/2012	PC-6C300	groth		IN	Hist	2012	
LN	ORG	OBJECT	PROJ	REF1	REF2	REF3	ACCOUNT DESCRIPTION	LINE DESCRIPTION	DEBIT	CREDIT	OB	
1	27467000	561000					BRD				5,000.00	
	2746.06.7000.0000.0000.0000.561000						State of Mich - welfare					
2	27467000	704000					BRD		3,319.00			
	2746.06.7000.0000.0000.0000.704000						Salaries - Regular					
3	27467000	715000					BRD		255.00			
	2746.06.7000.0000.0000.0000.715000						Social Security					
4	27467000	716000					BRD		721.00			
	2746.06.7000.0000.0000.0000.716000						Health Insurance					
5	27467000	716002					BRD		14.00			
	2746.06.7000.0000.0000.0000.716002						OPEB - Health Care					

JOURNAL INQUIRY

YEAR	PER	JOURNAL	SRC	EFF DATE	ENT DATE	JNL DESC	CLERK	ENTITY	AUTO-REV	STATUS	BUD YEAR	JNL TYPE
2012	07	9	BUA	07/01/2012	10/11/2012	PC-6C300	groth	1	N	Hist	2012	
LN	ORG	OBJECT	PROJ	REF1	REF2	REF3	ACCOUNT DESCRIPTION	DEBIT	CREDIT	OB		
6	27467000	717000		BRD				7.00				
	2746.06.7000.0000.0000.0000.717000						Life Insurance					
7	27467000	718000		BRD				313.00				
	2746.06.7000.0000.0000.0000.718000						Retirement & Sick Leave					
8	27467000	718001		BRD				2.00				
	2746.06.7000.0000.0000.0000.718001						457 Plan Contribution					
9	27467000	719000		BRD				42.00				
	2746.06.7000.0000.0000.0000.719000						Dental Insurance					
10	27467000	720000		BRD				1.00				
	2746.06.7000.0000.0000.0000.720000						worker's Compensation					
11	27467000	721000		BRD				10.00				
	2746.06.7000.0000.0000.0000.721000						Longevity					
12	27467000	722000		BRD				17.00				
	2746.06.7000.0000.0000.0000.722000						Unemployment					
13	27467000	723000		BRD				8.00				
	2746.06.7000.0000.0000.0000.723000						Optical Insurance					
14	27467000	724000		BRD				9.00				
	2746.06.7000.0000.0000.0000.724000						Disability Insurance					
15	27467000	860000		BRD				282.00				
	2746.06.7000.0000.0000.0000.860000						Travel - Mileage					
16	2746	397701		BRD						5,000.00	1	
	2746.00.0000.0000.0000.0000.397701						Appropriations Control					
17	2746	397401		BRD				5,000.00			1	
	2746.00.0000.0000.0000.0000.397401						Estimated Revenues					
** JOURNAL TOTAL								5,000.00	5,000.00			

YEAR	PER	JOURNAL	SRC	EFF DATE	ENT DATE	JNL DESC	CLERK	ENTITY	AUTO-REV	STATUS	BUD YEAR	JNL TYPE
2012	07	10	BUA	07/01/2012	10/16/2012	PC-6W302	groth	1	N	Hist	2012	
LN	ORG	OBJECT	PROJ	REF1	REF2	REF3	ACCOUNT DESCRIPTION	DEBIT	CREDIT	OB		
1	27457320	561000		BRD						645,039.00		
	2745.06.7320.0000.0000.0000.561000						State of Mich - Welfare					
2	27457320	704000		BRD				200,862.00				
	2745.06.7320.0000.0000.0000.704000						Salaries - Regular					
3	27457320	709000		BRD				208.00				
	2745.06.7320.0000.0000.0000.709000						Overtime					
4	27457320	715000		BRD				15,490.00				
	2745.06.7320.0000.0000.0000.715000						Social Security					

JOURNAL INQUIRY

YEAR	PER	JOURNAL	SRC	EFF DATE	ENT DATE	JNL DESC	CLERK	ENTITY	AUTO-REV	STATUS	BUD YEAR	JNL TYPE
2012	07	10	BUA	07/01/2012	10/16/2012	PC-6W302	groth	1	N	Hist	2012	
LN	ORG	OBJECT	PROJ	REF1	REF2	REF3	ACCOUNT DESCRIPTION	LINE DESCRIPTION	DEBIT	CREDIT	OB	
5	27457320	716000					BRD		17,293.00			
	2745.06.7320.0000.0000.0000.716000							Health Insurance				
6	27457320	716002					BRD		602.00			
	2745.06.7320.0000.0000.0000.716002							OPEB - Health Care				
7	27457320	717000					BRD		284.00			
	2745.06.7320.0000.0000.0000.717000							Life Insurance				
8	27457320	718000					BRD		14,364.00			
	2745.06.7320.0000.0000.0000.718000							Retirement & Sick Leave				
9	27457320	718001					BRD		458.00			
	2745.06.7320.0000.0000.0000.718001							457 Plan Contribution				
10	27457320	719000					BRD		1,005.00			
	2745.06.7320.0000.0000.0000.719000							Dental Insurance				
11	27457320	720000					BRD		47.00			
	2745.06.7320.0000.0000.0000.720000							Worker's Compensation				
12	27457320	722000					BRD		838.00			
	2745.06.7320.0000.0000.0000.722000							Unemployment				
13	27457320	723000					BRD		182.00			
	2745.06.7320.0000.0000.0000.723000							Optical Insurance				
14	27457320	724000					BRD		564.00			
	2745.06.7320.0000.0000.0000.724000							Disability Insurance				
15	27457320	727000					BRD		3,500.00			
	2745.06.7320.0000.0000.0000.727000							Office Supplies				
16	27457320	728000					BRD		2,000.00			
	2745.06.7320.0000.0000.0000.728000							Printing & Binding				
17	27457320	730000					BRD		1,633.00			
	2745.06.7320.0000.0000.0000.730000							Postage				
18	27457320	739000					BRD		1,000.00			
	2745.06.7320.0000.0000.0000.739000							Operational Supplies				
19	27457320	808000					BRD		15,332.00			
	2745.06.7320.0000.0000.0000.808000							Service Contracts				
20	27457320	830000					BRD		756.00			
	2745.06.7320.0000.0000.0000.830000							Memberships & Dues				
21	27457320	831000					BRD		10,673.00			
	2745.06.7320.0000.0000.0000.831000							Administrative Expense				
22	27457320	831002					BRD		5,641.00			
	2745.06.7320.0000.0000.0000.831002							IT Charges				
23	27457320	844004					BRD		6,700.00			
	2745.06.7320.0000.0000.0000.844004							Other Training				
24	27457320	844004					BRD		233,900.00			
	2745.06.7320.0000.0000.0000.844004							Other Training				
25	27457320	844004					BRD		15,000.00			
	2745.06.7320.0000.0000.0000.844004							Other Training				

JOURNAL INQUIRY

YEAR	PER	JOURNAL	SRC	EFF DATE	ENT DATE	JNL DESC	CLERK	ENTITY	AUTO-REV	STATUS	BUD YEAR	JNL TYPE
2012	07	10	BUA	07/01/2012	10/16/2012	PC-6W302	groth	1	N	Hist	2012	
LN	ORG	OBJECT	PROJ	REF1	REF2	REF3	ACCOUNT DESCRIPTION	LINE DESCRIPTION	DEBIT	CREDIT	OB	
26	27457320	850000		BRD					922.00			
		2745.06.7320.0000.0000.0000.850000					Telephone					
27	27457320	860000		BRD					3,525.00			
		2745.06.7320.0000.0000.0000.860000					Travel - Mileage					
28	27457320	861000		BRD					3,964.00			
		2745.06.7320.0000.0000.0000.861000					Conferences & Othr Travel					
29	27457320	901000		BRD					9,000.00			
		2745.06.7320.0000.0000.0000.901000					Advertising					
30	27457320	910000		BRD					2,110.00			
		2745.06.7320.0000.0000.0000.910000					Insurance & Bonds					
31	27457320	939000		BRD					76,408.00			
		2745.06.7320.0000.0000.0000.939000					Building Rental					
32	27457320	940000		BRD					778.00			
		2745.06.7320.0000.0000.0000.940000					Equipment Rental					
33	2745	397701		BRD							644,831.00	1
		2745.00.0000.0000.0000.0000.397701					Appropriations Control					
34	2745	397401		BRD					645,039.00			1
		2745.00.0000.0000.0000.0000.397401					Estimated Revenues					
35	2745	390001		BRD							208.00	1
		2745.00.0000.0000.0000.0000.390001					Budgetary Fund Balance					
36	2745	397701		BRD							208.00	1
		2745.00.0000.0000.0000.0000.397701					Appropriations Control					
37	2745	390001		BRD					208.00			1
		2745.00.0000.0000.0000.0000.390001					Budgetary Fund Balance					
** JOURNAL TOTAL									645,247.00	645,247.00		

YEAR	PER	JOURNAL	SRC	EFF DATE	ENT DATE	JNL DESC	CLERK	ENTITY	AUTO-REV	STATUS	BUD YEAR	JNL TYPE
2012	07	11	BUA	07/01/2012	10/16/2012	PC-6W308	groth	1	N	Hist	2012	
LN	ORG	OBJECT	PROJ	REF1	REF2	REF3	ACCOUNT DESCRIPTION	LINE DESCRIPTION	DEBIT	CREDIT	OB	
1	27457320	561000		BRD							417,830.00	
		2745.06.7320.0000.0000.0000.561000					State Of Mich - Welfare					
2	27457320	704000		BRD					22,194.00			
		2745.06.7320.0000.0000.0000.704000					Salaries - Regular					
3	27457320	704000		BRD					31,495.00			
		2745.06.7320.0000.0000.0000.704000					Salaries - Regular					
4	27457320	715000		BRD					2,409.00			
		2745.06.7320.0000.0000.0000.715000					Social Security					

JOURNAL INQUIRY

YEAR	PER	JOURNAL	SRC	EFF DATE	ENT DATE	JNL DESC	CLERK	ENTITY	AUTO-REV	STATUS	BUD YEAR	JNL TYPE
2012	07	11	BUA	07/01/2012	10/16/2012	PC-6W308	groth	1	N	Hist	2012	
LN	ORG	OBJECT	PROJ	REF1	REF2	REF3	ACCOUNT DESCRIPTION	LINE DESCRIPTION	DEBIT	CREDIT	OB	
5	27457320	715000					BRD		1,698.00			
	2745.06.7320.0000.0000.0000.715000							Social Security				
6	27457320	716000					BRD		6,613.00			
	2745.06.7320.0000.0000.0000.716000							Health Insurance				
7	27457320	716000					BRD		10,821.00			
	2745.06.7320.0000.0000.0000.716000							Health Insurance				
8	27457320	716002					BRD		213.00			
	2745.06.7320.0000.0000.0000.716002							OPEB - Health Care				
9	27457320	716002					BRD		130.00			
	2745.06.7320.0000.0000.0000.716002							OPEB - Health Care				
10	27457320	717000					BRD		44.00			
	2745.06.7320.0000.0000.0000.717000							Life Insurance				
11	27457320	717000					BRD		62.00			
	2745.06.7320.0000.0000.0000.717000							Life Insurance				
12	27457320	718000					BRD		2,963.00			
	2745.06.7320.0000.0000.0000.718000							Retirement & Sick Leave				
13	27457320	718000					BRD		2,088.00			
	2745.06.7320.0000.0000.0000.718000							Retirement & Sick Leave				
14	27457320	718001					BRD		430.00			
	2745.06.7320.0000.0000.0000.718001							457 Plan Contribution				
15	27457320	719000					BRD		384.00			
	2745.06.7320.0000.0000.0000.719000							Dental Insurance				
16	27457320	719000					BRD		627.00			
	2745.06.7320.0000.0000.0000.719000							Dental Insurance				
17	27457320	720000					BRD		7.00			
	2745.06.7320.0000.0000.0000.720000							Worker's Compensation				
18	27457320	720000					BRD		5.00			
	2745.06.7320.0000.0000.0000.720000							Worker's Compensation				
19	27457320	722000					BRD		114.00			
	2745.06.7320.0000.0000.0000.722000							Unemployment				
20	27457320	722000					BRD		162.00			
	2745.06.7320.0000.0000.0000.722000							Unemployment				
21	27457320	723000					BRD		114.00			
	2745.06.7320.0000.0000.0000.723000							Optical Insurance				
22	27457320	723000					BRD		69.00			
	2745.06.7320.0000.0000.0000.723000							Optical Insurance				
23	27457320	724000					BRD		61.00			
	2745.06.7320.0000.0000.0000.724000							Disability Insurance				
24	27457320	724000					BRD		87.00			
	2745.06.7320.0000.0000.0000.724000							Disability Insurance				
25	27457320	727000					BRD		384.00			
	2745.06.7320.0000.0000.0000.727000							Office Supplies				

JOURNAL INQUIRY

YEAR	PER	JOURNAL	SRC	EFF DATE	ENT DATE	JNL DESC	CLERK	ENTITY	AUTO-REV	STATUS	BUD YEAR	JNL TYPE
2012	07	11	BUA	07/01/2012	10/16/2012	PC-6W308	groth	1	N	Hist	2012	
LN	ORG	OBJECT	PROJ	REF1	REF2	REF3	ACCOUNT DESCRIPTION	LINE DESCRIPTION	DEBIT	CREDIT	OB	
26	27457320	727000					BRD		256.00			
	2745.06.7320.0000.0000.0000.727000							Office Supplies				
27	27457320	728000					BRD		251.00			
	2745.06.7320.0000.0000.0000.728000							Printing & Binding				
28	27457320	728000					BRD		377.00			
	2745.06.7320.0000.0000.0000.728000							Printing & Binding				
29	27457320	730000					BRD		408.00			
	2745.06.7320.0000.0000.0000.730000							Postage				
30	27457320	730000					BRD		272.00			
	2745.06.7320.0000.0000.0000.730000							Postage				
31	27457320	739000					BRD		1,155.00			
	2745.06.7320.0000.0000.0000.739000							Operational Supplies				
32	27457320	739000					BRD		609.00			
	2745.06.7320.0000.0000.0000.739000							Operational Supplies				
33	27457320	808000					BRD		285,770.00			
	2745.06.7320.0000.0000.0000.808000							Service Contracts				
34	27457320	808000					BRD		1,000.00			
	2745.06.7320.0000.0000.0000.808000							Service Contracts				
35	27457320	830000					BRD		148.00			
	2745.06.7320.0000.0000.0000.830000							Memberships & Dues				
36	27457320	830000					BRD		222.00			
	2745.06.7320.0000.0000.0000.830000							Memberships & Dues				
37	27457320	831000					BRD		3,918.00			
	2745.06.7320.0000.0000.0000.831000							Administrative Expense				
38	27457320	831000					BRD		2,612.00			
	2745.06.7320.0000.0000.0000.831000							Administrative Expense				
39	27457320	831002					BRD		1,474.00			
	2745.06.7320.0000.0000.0000.831002							IT Charges				
40	27457320	831002					BRD		2,210.00			
	2745.06.7320.0000.0000.0000.831002							IT Charges				
41	27457320	850000					BRD		231.00			
	2745.06.7320.0000.0000.0000.850000							Telephone				
42	27457320	850000					BRD		154.00			
	2745.06.7320.0000.0000.0000.850000							Telephone				
43	27457320	860000					BRD		587.00			
	2745.06.7320.0000.0000.0000.860000							Travel - Mileage				
44	27457320	860000					BRD		881.00			
	2745.06.7320.0000.0000.0000.860000							Travel - Mileage				
45	27457320	861000					BRD		991.00			
	2745.06.7320.0000.0000.0000.861000							Conferences & Othr Travel				
46	27457320	861000					BRD		661.00			
	2745.06.7320.0000.0000.0000.861000							Conferences & Othr Travel				



JOURNAL INQUIRY

YEAR	PER	JOURNAL	SRC	EFF DATE	ENT DATE	JNL DESC	CLERK	ENTITY	AUTO-REV	STATUS	BUD YEAR	JNL TYPE
2012	07	11	BUA	07/01/2012	10/16/2012	PC-6W308	groth	1	N	Hist	2012	
LN	ORG	OBJECT	PROJ	REF1	REF2	REF3	ACCOUNT DESCRIPTION	LINE DESCRIPTION	DEBIT	CREDIT	OB	
47	27457320	901000					BRD		1,149.00			
	2745.06.7320.0000.0000.0000.901000						Advertising					
48	27457320	901000					BRD		1,723.00			
	2745.06.7320.0000.0000.0000.901000						Advertising					
49	27457320	910000					BRD		527.00			
	2745.06.7320.0000.0000.0000.910000						Insurance & Bonds					
50	27457320	910000					BRD		352.00			
	2745.06.7320.0000.0000.0000.910000						Insurance & Bonds					
51	27457320	939000					BRD		508.00			
	2745.06.7320.0000.0000.0000.939000						Building Rental					
52	27457320	939000					BRD		25,885.00			
	2745.06.7320.0000.0000.0000.939000						Building Rental					
53	27457320	940000					BRD		195.00			
	2745.06.7320.0000.0000.0000.940000						Equipment Rental					
54	27457320	940000					BRD		130.00			
	2745.06.7320.0000.0000.0000.940000						Equipment Rental					
55	2745	397701					BRD			417,830.00	1	
	2745.00.0000.0000.0000.0000.397701						Appropriations Control					
56	2745	397401					BRD		417,830.00		1	
	2745.00.0000.0000.0000.0000.397401						Estimated Revenues					
** JOURNAL TOTAL									417,830.00	417,830.00		

YEAR	PER	JOURNAL	SRC	EFF DATE	ENT DATE	JNL DESC	CLERK	ENTITY	AUTO-REV	STATUS	BUD YEAR	JNL TYPE
2012	07	12	BUA	07/01/2012	10/16/2012	PC-6W306	groth	1N		Hist	2012	
LN	ORG	OBJECT	PROJ	REF1	REF2	REF3	ACCOUNT DESCRIPTION	LINE DESCRIPTION	DEBIT	CREDIT	OB	
1	27457320	561000					BRD				793,533.00	
	2745.06.7320.0000.0000.0000.561000						State of Mich - welfare					
2	27457320	704000					BRD		246,349.00			
	2745.06.7320.0000.0000.0000.704000						Salaries - Regular					
3	27457320	709000					BRD		208.00			
	2745.06.7320.0000.0000.0000.709000						Overtime					
4	27457320	715000					BRD		18,862.00			
	2745.06.7320.0000.0000.0000.715000						Social Security					
5	27457320	716000					BRD		75,263.00			
	2745.06.7320.0000.0000.0000.716000						Health Insurance					
6	27457320	716002					BRD		1,484.00			
	2745.06.7320.0000.0000.0000.716002						OPEB - Health Care					

JOURNAL INQUIRY

YEAR	PER	JOURNAL	SRC	EFF DATE	ENT DATE	JNL DESC	CLERK	ENTITY	AUTO-REV	STATUS	BUD YEAR	JNL TYPE
2012	07	12	BUA	07/01/2012	10/16/2012	PC-6W306	groth	1	N	Hist	2012	
LN	ORG	OBJECT	PROJ	REF1	REF2	REF3	ACCOUNT DESCRIPTION	LINE DESCRIPTION	DEBIT	CREDIT	OB	
7	27457320	717000					BRD		519.00			
	2745.06.7320.0000.0000.0000.717000							Life Insurance				
8	27457320	718000					BRD		25,428.00			
	2745.06.7320.0000.0000.0000.718000							Retirement & Sick Leave				
9	27457320	718001					BRD		503.00			
	2745.06.7320.0000.0000.0000.718001							457 Plan Contribution				
10	27457320	719000					BRD		4,372.00			
	2745.06.7320.0000.0000.0000.719000							Dental Insurance				
11	27457320	720000					BRD		58.00			
	2745.06.7320.0000.0000.0000.720000							worker's Compensation				
12	27457320	722000					BRD		1,271.00			
	2745.06.7320.0000.0000.0000.722000							Unemployment				
13	27457320	723000					BRD		788.00			
	2745.06.7320.0000.0000.0000.723000							Optical Insurance				
14	27457320	724000					BRD		681.00			
	2745.06.7320.0000.0000.0000.724000							Disability Insurance				
15	27457320	727000					BRD		2,176.00			
	2745.06.7320.0000.0000.0000.727000							Office Supplies				
16	27457320	728000					BRD		2,134.00			
	2745.06.7320.0000.0000.0000.728000							Printing & Binding				
17	27457320	730000					BRD		2,314.00			
	2745.06.7320.0000.0000.0000.730000							Postage				
18	27457320	739000					BRD		6,443.00			
	2745.06.7320.0000.0000.0000.739000							Operational Supplies				
19	27457320	808000					BRD		8,756.00			
	2745.06.7320.0000.0000.0000.808000							Service Contracts				
20	27457320	830000					BRD		1,002.00			
	2745.06.7320.0000.0000.0000.830000							Memberships & Dues				
21	27457320	831000					BRD		22,203.00			
	2745.06.7320.0000.0000.0000.831000							Administrative Expense				
22	27457320	831002					BRD		12,525.00			
	2745.06.7320.0000.0000.0000.831002							IT Charges				
23	27457320	844004					BRD		1,600.00			
	2745.06.7320.0000.0000.0000.844004							Other Training				
24	27457320	844004					BRD		233,133.00			
	2745.06.7320.0000.0000.0000.844004							Other Training				
25	27457320	844004					BRD		20,000.00			
	2745.06.7320.0000.0000.0000.844004							Other Training				
26	27457320	850000					BRD		1,307.00			
	2745.06.7320.0000.0000.0000.850000							Telephone				
27	27457320	860000					BRD		4,993.00			
	2745.06.7320.0000.0000.0000.860000							Travel - Mileage				

JOURNAL INQUIRY

YEAR	PER	JOURNAL	SRC	EFF DATE	ENT DATE	JNL DESC	CLERK	ENTITY	AUTO-REV	STATUS	BUD YEAR	JNL TYPE
2012	07	12	BUA	07/01/2012	10/16/2012	PC-6W306	groth	1	N	Hist	2012	
LN	ORG	OBJECT	PROJ	REF1	REF2	REF3	ACCOUNT DESCRIPTION	LINE DESCRIPTION	DEBIT	CREDIT	OB	
28	27457320	861000					BRD		5,616.00			
							2745.06.7320.0000.0000.0000.861000	Conferences & Othr Travel				
29	27457320	901000					BRD		9,765.00			
							2745.06.7320.0000.0000.0000.901000	Advertising				
30	27457320	910000					BRD		2,989.00			
							2745.06.7320.0000.0000.0000.910000	Insurance & Bonds				
31	27457320	939000					BRD		79,688.00			
							2745.06.7320.0000.0000.0000.939000	Building Rental				
32	27457320	940000					BRD		1,103.00			
							2745.06.7320.0000.0000.0000.940000	Equipment Rental				
33	2745	397701					BRD			793,533.00	1	
							2745.00.0000.0000.0000.0000.397701	Appropriations Control				
34	2745	397401					BRD		793,533.00		1	
							2745.00.0000.0000.0000.0000.397401	Estimated Revenues				
** JOURNAL TOTAL									793,533.00	793,533.00		

YEAR	PER	JOURNAL	SRC	EFF DATE	ENT DATE	JNL DESC	CLERK	ENTITY	AUTO-REV	STATUS	BUD YEAR	JNL TYPE
2012	07	13	BUC	07/01/2012	10/11/2012	PC-6W318	Mołendyk		1N	Hist	2012	
LN	ORG	OBJECT	PROJ	REF1	REF2	REF3	ACCOUNT DESCRIPTION	LINE DESCRIPTION	DEBIT	CREDIT	OB	
1	27457320	561000					BRD				38,558.00	
							2745.06.7320.0000.0000.0000.561000	State Of Mich - welfare				
2	27457320	808000					BRD		7,175.00			
							2745.06.7320.0000.0000.0000.808000	Service Contracts				
3	27457320	860000					BRD		6,000.00			
							2745.06.7320.0000.0000.0000.860000	Travel - Mileage				
4	27457320	861000					BRD		25,383.00			
							2745.06.7320.0000.0000.0000.861000	Conferences & Othr Travel				
5	2745	397701					BRD			38,558.00	1	
							2745.00.0000.0000.0000.0000.397701	Appropriations Control				
6	2745	397401					BRD		38,558.00		1	
							2745.00.0000.0000.0000.0000.397401	Estimated Revenues				
** JOURNAL TOTAL									38,558.00	38,558.00		

JOURNAL INQUIRY

YEAR	PER	JOURNAL	SRC	EFF DATE	ENT DATE	JNL DESC	CLERK	ENTITY	AUTO-REV	STATUS	BUD YEAR	JNL TYPE		
2012	07	14	BUC	07/01/2012	10/11/2012	PC-6W325	MoIendyk		IN	Hist	2012			
LN	ORG	OBJECT	PROJ	REF1	REF2	REF3	LINE DESCRIPTION			DEBIT	CREDIT	OB		
ACCOUNT				ACCOUNT DESCRIPTION										
1	27457320	671000		BRD							8,000.00			
	2745.06.7320.0000.0000.0000.671000				Other Revenue									
2	27457320	821000		BRD						5,500.00				
	2745.06.7320.0000.0000.0000.821000				Contractual - Other									
3	27457320	850000		BRD						2,500.00				
	2745.06.7320.0000.0000.0000.850000				Telephone									
4	2745	397701		BRD							8,000.00	1		
	2745.00.0000.0000.0000.0000.397701				Appropriations Control									
5	2745	397401		BRD						8,000.00		1		
	2745.00.0000.0000.0000.0000.397401				Estimated Revenues									
** JOURNAL TOTAL										8,000.00	8,000.00			

YEAR	PER	JOURNAL	SRC	EFF DATE	ENT DATE	JNL DESC	CLERK	ENTITY	AUTO-REV	STATUS	BUD YEAR	JNL TYPE		
2012	07	15	BUA	07/01/2012	10/16/2012	PC-6W402	MoIendyk		IN	Hist	2012			
LN	ORG	OBJECT	PROJ	REF1	REF2	REF3	LINE DESCRIPTION			DEBIT	CREDIT	OB		
ACCOUNT				ACCOUNT DESCRIPTION										
1	27457320	561000		BRD							524,877.00			
	2745.06.7320.0000.0000.0000.561000				State of Mich - welfare									
2	27457320	704000		BRD						184,992.00				
	2745.06.7320.0000.0000.0000.704000				Salaries - Regular									
3	27457320	715000		BRD						14,252.00				
	2745.06.7320.0000.0000.0000.715000				Social Security									
4	27457320	716000		BRD						15,913.00				
	2745.06.7320.0000.0000.0000.716000				Health Insurance									
5	27457320	716002		BRD						554.00				
	2745.06.7320.0000.0000.0000.716002				OPEB - Health Care									
6	27457320	717000		BRD						261.00				
	2745.06.7320.0000.0000.0000.717000				Life Insurance									
7	27457320	718000		BRD						13,216.00				
	2745.06.7320.0000.0000.0000.718000				Retirement & Sick Leave									
8	27457320	718001		BRD						421.00				
	2745.06.7320.0000.0000.0000.718001				457 Plan Contribution									
9	27457320	719000		BRD						924.00				
	2745.06.7320.0000.0000.0000.719000				Dental Insurance									
10	27457320	720000		BRD						44.00				
	2745.06.7320.0000.0000.0000.720000				Worker's Compensation									
11	27457320	722000		BRD						771.00				
	2745.06.7320.0000.0000.0000.722000				Unemployment									

JOURNAL INQUIRY

YEAR	PER	JOURNAL	SRC	EFF DATE	ENT DATE	JNL DESC	CLERK	ENTITY	AUTO-REV	STATUS	BUD YEAR	JNL TYPE
2012	07	15	BUA	07/01/2012	10/16/2012	PC-6W402	MoLendyk	1	N	Hist	2012	
LN	ORG	OBJECT	PROJ	REF1	REF2	REF3	ACCOUNT DESCRIPTION	LINE DESCRIPTION	DEBIT	CREDIT	OB	
12	27457320	723000					BRD		168.00			
	2745.06.7320.0000.0000.0000.723000							Optical Insurance				
13	27457320	724000					BRD		519.00			
	2745.06.7320.0000.0000.0000.724000							Disability Insurance				
14	27457320	727000					BRD		3,500.00			
	2745.06.7320.0000.0000.0000.727000							Office Supplies				
15	27457320	728000					BRD		2,000.00			
	2745.06.7320.0000.0000.0000.728000							Printing & Binding				
16	27457320	730000					BRD		1,633.00			
	2745.06.7320.0000.0000.0000.730000							Postage				
17	27457320	739000					BRD		1,000.00			
	2745.06.7320.0000.0000.0000.739000							Operational Supplies				
18	27457320	808000					BRD		15,332.00			
	2745.06.7320.0000.0000.0000.808000							Service Contracts				
19	27457320	830000					BRD		756.00			
	2745.06.7320.0000.0000.0000.830000							Memberships & Dues				
20	27457320	831000					BRD		10,673.00			
	2745.06.7320.0000.0000.0000.831000							Administrative Expense				
21	27457320	831002					BRD		5,641.00			
	2745.06.7320.0000.0000.0000.831002							IT Charges				
22	27457320	844004					BRD		6,700.00			
	2745.06.7320.0000.0000.0000.844004							Other Training				
23	27457320	844004					BRD		133,900.00			
	2745.06.7320.0000.0000.0000.844004							Other Training				
24	27457320	844004					BRD		15,000.00			
	2745.06.7320.0000.0000.0000.844004							Other Training				
25	27457320	850000					BRD		922.00			
	2745.06.7320.0000.0000.0000.850000							Telephone				
26	27457320	860000					BRD		3,525.00			
	2745.06.7320.0000.0000.0000.860000							Travel - Mileage				
27	27457320	861000					BRD		3,964.00			
	2745.06.7320.0000.0000.0000.861000							Conferences & Othr Travel				
28	27457320	901000					BRD		9,000.00			
	2745.06.7320.0000.0000.0000.901000							Advertising				
29	27457320	910000					BRD		2,110.00			
	2745.06.7320.0000.0000.0000.910000							Insurance & Bonds				
30	27457320	939000					BRD		76,408.00			
	2745.06.7320.0000.0000.0000.939000							Building Rental				
31	27457320	940000					BRD		778.00			
	2745.06.7320.0000.0000.0000.940000							Equipment Rental				
32	2745	397701					BRD			524,877.00	1	
	2745.00.0000.0000.0000.0000.397701							Appropriations Control				

JOURNAL INQUIRY

YEAR	PER	JOURNAL	SRC	EFF DATE	ENT DATE	JNL DESC	CLERK	ENTITY	AUTO-REV	STATUS	BUD YEAR	JNL TYPE
2012	07	15	BUA	07/01/2012	10/16/2012	PC-6W402	MoLendyk	1	N	Hist	2012	
LN	ORG	OBJECT	PROJ	REF1	REF2	REF3	ACCOUNT DESCRIPTION	LINE DESCRIPTION	DEBIT	CREDIT	OB	
33	2745	397401		BRD			2745.00.0000.0000.0000.397401	Estimated Revenues	524,877.00		1	
									** JOURNAL TOTAL	524,877.00	524,877.00	

YEAR	PER	JOURNAL	SRC	EFF DATE	ENT DATE	JNL DESC	CLERK	ENTITY	AUTO-REV	STATUS	BUD YEAR	JNL TYPE
2012	07	16	BUA	07/01/2012	10/16/2012	PC-6W406	MoLendyk	1N		Hist	2012	
LN	ORG	OBJECT	PROJ	REF1	REF2	REF3	ACCOUNT DESCRIPTION	LINE DESCRIPTION	DEBIT	CREDIT	OB	
1	2745	7320		BRD			2745.06.7320.0000.0000.0000.561000	State Of Mich - welfare			604,094.00	
2	2745	704000		BRD			2745.06.7320.0000.0000.0000.704000	Salaries - Regular	211,349.00			
3	2745	715000		BRD			2745.06.7320.0000.0000.0000.715000	Social Security	16,178.00			
4	2745	716000		BRD			2745.06.7320.0000.0000.0000.716000	Health Insurance	64,571.00			
5	2745	716002		BRD			2745.06.7320.0000.0000.0000.716002	OPEB - Health Care	1,274.00			
6	2745	717000		BRD			2745.06.7320.0000.0000.0000.717000	Life Insurance	445.00			
7	2745	718000		BRD			2745.06.7320.0000.0000.0000.718000	Retirement & Sick Leave	21,816.00			
8	2745	718001		BRD			2745.06.7320.0000.0000.0000.718001	457 Plan Contribution	432.00			
9	2745	719000		BRD			2745.06.7320.0000.0000.0000.719000	Dental Insurance	3,751.00			
10	2745	720000		BRD			2745.06.7320.0000.0000.0000.720000	worker'S Compensation	50.00			
11	2745	722000		BRD			2745.06.7320.0000.0000.0000.722000	Unemployment	1,091.00			
12	2745	723000		BRD			2745.06.7320.0000.0000.0000.723000	Optical Insurance	677.00			
13	2745	724000		BRD			2745.06.7320.0000.0000.0000.724000	Disability Insurance	585.00			
14	2745	727000		BRD			2745.06.7320.0000.0000.0000.727000	Office Supplies	1,867.00			
15	2745	728000		BRD			2745.06.7320.0000.0000.0000.728000	Printing & Binding	1,831.00			

JOURNAL INQUIRY

YEAR	PER	JOURNAL	SRC	EFF DATE	ENT DATE	JNL DESC	CLERK	ENTITY	AUTO-REV	STATUS	BUD YEAR	JNL TYPE
2012	07	16	BUA	07/01/2012	10/16/2012	PC-6W406	MoIendyk	1	N	Hist	2012	
LN	ORG	OBJECT	PROJ	REF1	REF2	REF3	ACCOUNT DESCRIPTION	LINE DESCRIPTION	DEBIT	CREDIT	OB	
16	27457320	730000					BRD		1,986.00			
	2745.06.7320.0000.0000.0000.730000							Postage				
17	27457320	739000					BRD		5,528.00			
	2745.06.7320.0000.0000.0000.739000							Operational Supplies				
18	27457320	808000					BRD		7,512.00			
	2745.06.7320.0000.0000.0000.808000							Service Contracts				
19	27457320	830000					BRD		860.00			
	2745.06.7320.0000.0000.0000.830000							Memberships & Dues				
20	27457320	831000					BRD		19,049.00			
	2745.06.7320.0000.0000.0000.831000							Administrative Expense				
21	27457320	831002					BRD		10,746.00			
	2745.06.7320.0000.0000.0000.831002							IT Charges				
22	27457320	844004					BRD		1,373.00			
	2745.06.7320.0000.0000.0000.844004							Other Training				
23	27457320	844004					BRD		126,588.00			
	2745.06.7320.0000.0000.0000.844004							Other Training				
24	27457320	844004					BRD		15,000.00			
	2745.06.7320.0000.0000.0000.844004							Other Training				
25	27457320	850000					BRD		1,122.00			
	2745.06.7320.0000.0000.0000.850000							Telephone				
26	27457320	860000					BRD		4,284.00			
	2745.06.7320.0000.0000.0000.860000							Travel - Mileage				
27	27457320	861000					BRD		4,819.00			
	2745.06.7320.0000.0000.0000.861000							Conferences & Othr Travel				
28	27457320	901000					BRD		8,378.00			
	2745.06.7320.0000.0000.0000.901000							Advertising				
29	27457320	910000					BRD		2,565.00			
	2745.06.7320.0000.0000.0000.910000							Insurance & Bonds				
30	27457320	939000					BRD		68,367.00			
	2745.06.7320.0000.0000.0000.939000							Building Rental				
31	2745	397701					BRD			604,094.00	1	
	2745.00.0000.0000.0000.0000.397701							Appropriations Control				
32	2745	397401					BRD		604,094.00		1	
	2745.00.0000.0000.0000.0000.397401							Estimated Revenues				
** JOURNAL TOTAL									604,094.00	604,094.00		

YEAR	PER	JOURNAL	SRC	EFF DATE	ENT DATE	JNL DESC	CLERK	ENTITY	AUTO-REV	STATUS	BUD YEAR	JNL TYPE
2012	07	17	BUA	07/01/2012	10/16/2012	PC-6W401	groth		IN	Hist	2012	
LN	ORG	OBJECT	PROJ	REF1	REF2	REF3	ACCOUNT DESCRIPTION	LINE DESCRIPTION	DEBIT	CREDIT	OB	
ACCOUNT												

JOURNAL INQUIRY

YEAR	PER	JOURNAL	SRC	EFF DATE	ENT DATE	JNL DESC	CLERK	ENTITY	AUTO-REV	STATUS	BUD YEAR	JNL TYPE
2012	07	17	BUA	07/01/2012	10/16/2012	PC-6W401	groth	1	N	Hist	2012	
LN	ORG	OBJECT	PROJ	REF1	REF2	REF3	ACCOUNT DESCRIPTION	LINE DESCRIPTION	DEBIT	CREDIT	OB	
1	27457320	561000					BRD				736,938.00	
							2745.06.7320.0000.0000.0000.561000	State Of Mich - Welfare				
2	27457320	704000					BRD		100,050.00			
							2745.06.7320.0000.0000.0000.704000	Salaries - Regular				
3	27457320	704000					BRD		218,227.00			
							2745.06.7320.0000.0000.0000.704000	Salaries - Regular				
4	27457320	715000					BRD		16,389.00			
							2745.06.7320.0000.0000.0000.715000	Social Security				
5	27457320	715000					BRD		7,511.00			
							2745.06.7320.0000.0000.0000.715000	Social Security				
6	27457320	716000					BRD		12,017.00			
							2745.06.7320.0000.0000.0000.716000	Health Insurance				
7	27457320	716000					BRD		16,800.00			
							2745.06.7320.0000.0000.0000.716000	Health Insurance				
8	27457320	716002					BRD		565.00			
							2745.06.7320.0000.0000.0000.716002	OPEB - Health Care				
9	27457320	716002					BRD		348.00			
							2745.06.7320.0000.0000.0000.716002	OPEB - Health Care				
10	27457320	717000					BRD		170.00			
							2745.06.7320.0000.0000.0000.717000	Life Insurance				
11	27457320	717000					BRD		292.00			
							2745.06.7320.0000.0000.0000.717000	Life Insurance				
12	27457320	718000					BRD		17,970.00			
							2745.06.7320.0000.0000.0000.718000	Retirement & Sick Leave				
13	27457320	718000					BRD		7,985.00			
							2745.06.7320.0000.0000.0000.718000	Retirement & Sick Leave				
14	27457320	718001					BRD		122.00			
							2745.06.7320.0000.0000.0000.718001	457 Plan Contribution				
15	27457320	718001					BRD		150.00			
							2745.06.7320.0000.0000.0000.718001	457 Plan Contribution				
16	27457320	719000					BRD		993.00			
							2745.06.7320.0000.0000.0000.719000	Dental Insurance				
17	27457320	719000					BRD		761.00			
							2745.06.7320.0000.0000.0000.719000	Dental Insurance				
18	27457320	720000					BRD		24.00			
							2745.06.7320.0000.0000.0000.720000	Worker's Compensation				
19	27457320	720000					BRD		51.00			
							2745.06.7320.0000.0000.0000.720000	Worker's Compensation				
20	27457320	722000					BRD		903.00			
							2745.06.7320.0000.0000.0000.722000	Unemployment				
21	27457320	722000					BRD		414.00			
							2745.06.7320.0000.0000.0000.722000	Unemployment				



JOURNAL INQUIRY

YEAR	PER	JOURNAL	SRC	EFF DATE	ENT DATE	JNL DESC	CLERK	ENTITY	AUTO-REV	STATUS	BUD YEAR	JNL TYPE
2012	07	17	BUA	07/01/2012	10/16/2012	PC-6W401	groth	1	N	Hist	2012	
LN	ORG	OBJECT	PROJ	REF1	REF2	REF3	ACCOUNT DESCRIPTION	LINE DESCRIPTION	DEBIT	CREDIT	OB	
22	27457320	723000					BRD		138.00			
	2745.06.7320.0000.0000.0000.723000							Optical Insurance				
23	27457320	723000					BRD		180.00			
	2745.06.7320.0000.0000.0000.723000							Optical Insurance				
24	27457320	724000					BRD		611.00			
	2745.06.7320.0000.0000.0000.724000							Disability Insurance				
25	27457320	724000					BRD		281.00			
	2745.06.7320.0000.0000.0000.724000							Disability Insurance				
26	27457320	727000					BRD		850.00			
	2745.06.7320.0000.0000.0000.727000							Office Supplies				
27	27457320	727000					BRD		2,000.00			
	2745.06.7320.0000.0000.0000.727000							Office Supplies				
28	27457320	728000					BRD		2,008.00			
	2745.06.7320.0000.0000.0000.728000							Printing & Binding				
29	27457320	728000					BRD		879.00			
	2745.06.7320.0000.0000.0000.728000							Printing & Binding				
30	27457320	730000					BRD		900.00			
	2745.06.7320.0000.0000.0000.730000							Postage				
31	27457320	730000					BRD		2,000.00			
	2745.06.7320.0000.0000.0000.730000							Postage				
32	27457320	739000					BRD		6,400.00			
	2745.06.7320.0000.0000.0000.739000							Operational Supplies				
33	27457320	739000					BRD		2,800.00			
	2745.06.7320.0000.0000.0000.739000							Operational Supplies				
34	27457320	808000					BRD		4,500.00			
	2745.06.7320.0000.0000.0000.808000							Service Contracts				
35	27457320	808000					BRD		9,500.00			
	2745.06.7320.0000.0000.0000.808000							Service Contracts				
36	27457320	830000					BRD		1,000.00			
	2745.06.7320.0000.0000.0000.830000							Memberships & Dues				
37	27457320	830000					BRD		500.00			
	2745.06.7320.0000.0000.0000.830000							Memberships & Dues				
38	27457320	831000					BRD		8,000.00			
	2745.06.7320.0000.0000.0000.831000							Administrative Expense				
39	27457320	831000					BRD		18,000.00			
	2745.06.7320.0000.0000.0000.831000							Administrative Expense				
40	27457320	831002					BRD		11,000.00			
	2745.06.7320.0000.0000.0000.831002							IT Charges				
41	27457320	831002					BRD		5,000.00			
	2745.06.7320.0000.0000.0000.831002							IT Charges				
42	27457320	844004					BRD		39,588.00			
	2745.06.7320.0000.0000.0000.844004							Other Training				

JOURNAL INQUIRY

YEAR	PER	JOURNAL	SRC	EFF DATE	ENT DATE	JNL DESC	CLERK	ENTITY	AUTO-REV	STATUS	BUD YEAR	JNL TYPE
2012	07	17	BUA	07/01/2012	10/16/2012	PC-6W401	groth	1	N	Hist	2012	
LN	ORG	OBJECT	PROJ	REF1	REF2	REF3	ACCOUNT DESCRIPTION	LINE DESCRIPTION	DEBIT	CREDIT	OB	
43	27457320	844004		BRD					104,148.00			
	2745.06.7320.0000.0000.0000.844004						Other Training					
44	27457320	850000		BRD					1,200.00			
	2745.06.7320.0000.0000.0000.850000						Telephone					
45	27457320	850000		BRD					500.00			
	2745.06.7320.0000.0000.0000.850000						Telephone					
46	27457320	860000		BRD					2,100.00			
	2745.06.7320.0000.0000.0000.860000						Travel - Mileage					
47	27457320	860000		BRD					4,700.00			
	2745.06.7320.0000.0000.0000.860000						Travel - Mileage					
48	27457320	861000		BRD					5,286.00			
	2745.06.7320.0000.0000.0000.861000						Conferences & Othr Travel					
49	27457320	861000		BRD					2,300.00			
	2745.06.7320.0000.0000.0000.861000						Conferences & Othr Travel					
50	27457320	901000		BRD					4,000.00			
	2745.06.7320.0000.0000.0000.901000						Advertising					
51	27457320	901000		BRD					9,191.00			
	2745.06.7320.0000.0000.0000.901000						Advertising					
52	27457320	910000		BRD					2,813.00			
	2745.06.7320.0000.0000.0000.910000						Insurance & Bonds					
53	27457320	910000		BRD					1,200.00			
	2745.06.7320.0000.0000.0000.910000						Insurance & Bonds					
54	27457320	939000		BRD					17,693.00			
	2745.06.7320.0000.0000.0000.939000						Building Rental					
55	27457320	939000		BRD					62,480.00			
	2745.06.7320.0000.0000.0000.939000						Building Rental					
56	27457320	940000		BRD					1,000.00			
	2745.06.7320.0000.0000.0000.940000						Equipment Rental					
57	27457320	940000		BRD					450.00			
	2745.06.7320.0000.0000.0000.940000						Equipment Rental					
58	2745	397701		BRD						736,938.00	1	
	2745.00.0000.0000.0000.0000.397701						Appropriations Control					
59	2745	397401		BRD					736,938.00		1	
	2745.00.0000.0000.0000.0000.397401						Estimated Revenues					
** JOURNAL TOTAL									736,938.00	736,938.00		

YEAR	PER	JOURNAL	SRC	EFF DATE	ENT DATE	JNL DESC	CLERK	ENTITY	AUTO-REV	STATUS	BUD YEAR	JNL TYPE
2012	07	18	BUC	07/01/2012	10/16/2012	PC-6W322	MoIendyk		IN	Hist	2012	
LN	ORG	OBJECT	PROJ	REF1	REF2	REF3	ACCOUNT DESCRIPTION	LINE DESCRIPTION	DEBIT	CREDIT	OB	
ACCOUNT												

JOURNAL INQUIRY

YEAR	PER	JOURNAL	SRC	EFF DATE	ENT DATE	JNL DESC	CLERK	ENTITY	AUTO-REV	STATUS	BUD YEAR	JNL TYPE
2012	07	18	BUC	07/01/2012	10/16/2012	PC-6W322	MoLendyk	1	N	Hist	2012	
LN	ORG	OBJECT	PROJ	REF1	REF2	REF3	ACCOUNT DESCRIPTION	LINE DESCRIPTION	DEBIT	CREDIT	OB	
1	27457320	505000					BRD				750,000.00	
	2745.06.7320.0000.0000.0000.505000							Fed. Grants-Public Safety				
2	27457320	704000					BRD		29,027.00			
	2745.06.7320.0000.0000.0000.704000							Salaries - Regular				
3	27457320	715000					BRD		2,229.00			
	2745.06.7320.0000.0000.0000.715000							Social Security				
4	27457320	716000					BRD		7,082.00			
	2745.06.7320.0000.0000.0000.716000							Health Insurance				
5	27457320	716002					BRD		140.00			
	2745.06.7320.0000.0000.0000.716002							OPEB - Health Care				
6	27457320	717000					BRD		75.00			
	2745.06.7320.0000.0000.0000.717000							Life Insurance				
7	27457320	718000					BRD		3,525.00			
	2745.06.7320.0000.0000.0000.718000							Retirement & Sick Leave				
8	27457320	718001					BRD		186.00			
	2745.06.7320.0000.0000.0000.718001							457 Plan Contribution				
9	27457320	719000					BRD		411.00			
	2745.06.7320.0000.0000.0000.719000							Dental Insurance				
10	27457320	720000					BRD		7.00			
	2745.06.7320.0000.0000.0000.720000							Worker's Compensation				
11	27457320	721000					BRD		230.00			
	2745.06.7320.0000.0000.0000.721000							Longevity				
12	27457320	722000					BRD		150.00			
	2745.06.7320.0000.0000.0000.722000							Unemployment				
13	27457320	723000					BRD		74.00			
	2745.06.7320.0000.0000.0000.723000							Optical Insurance				
14	27457320	724000					BRD		80.00			
	2745.06.7320.0000.0000.0000.724000							Disability Insurance				
15	27457320	727000					BRD		666.00			
	2745.06.7320.0000.0000.0000.727000							Office Supplies				
16	27457320	727000					BRD		913.00			
	2745.06.7320.0000.0000.0000.727000							Office Supplies				
17	27457320	728000					BRD		667.00			
	2745.06.7320.0000.0000.0000.728000							Printing & Binding				
18	27457320	739000					BRD		667.00			
	2745.06.7320.0000.0000.0000.739000							Operational Supplies				
19	27457320	739000					BRD		913.00			
	2745.06.7320.0000.0000.0000.739000							Operational Supplies				
20	27457320	739000					BRD		3,000.00			
	2745.06.7320.0000.0000.0000.739000							Operational Supplies				
21	27457320	808000					BRD		75,000.00			
	2745.06.7320.0000.0000.0000.808000							Service Contracts				

JOURNAL INQUIRY

YEAR	PER	JOURNAL	SRC	EFF DATE	ENT DATE	JNL DESC	CLERK	ENTITY	AUTO-REV	STATUS	BUD YEAR	JNL TYPE
2012	07	18	BUC	07/01/2012	10/16/2012	PC-6W322	MoLendyk	1	N	Hist	2012	
LN	ORG	OBJECT	PROJ	REF1	REF2	REF3	ACCOUNT DESCRIPTION	LINE DESCRIPTION	DEBIT	CREDIT	OB	
22	27457320	808000		BRD					60,000.00			
	2745.06.7320.0000.0000.0000.808000						Service Contracts					
23	27457320	808000		BRD					35,000.00			
	2745.06.7320.0000.0000.0000.808000						Service Contracts					
24	27457320	808000		BRD					101,703.00			
	2745.06.7320.0000.0000.0000.808000						Service Contracts					
25	27457320	808000		BRD					100,000.00			
	2745.06.7320.0000.0000.0000.808000						Service Contracts					
26	27457320	808000		BRD					135,000.00			
	2745.06.7320.0000.0000.0000.808000						Service Contracts					
27	27457320	808000		BRD					21,600.00			
	2745.06.7320.0000.0000.0000.808000						Service Contracts					
28	27457320	808000		BRD					37,500.00			
	2745.06.7320.0000.0000.0000.808000						Service Contracts					
29	27457320	808000		BRD					9,000.00			
	2745.06.7320.0000.0000.0000.808000						Service Contracts					
30	27457320	808000		BRD					98,500.00			
	2745.06.7320.0000.0000.0000.808000						Service Contracts					
31	27457320	831000		BRD					1,816.00			
	2745.06.7320.0000.0000.0000.831000						Administrative Expense					
32	27457320	831002		BRD					1,128.00			
	2745.06.7320.0000.0000.0000.831002						IT Charges					
33	27457320	850000		BRD					12,000.00			
	2745.06.7320.0000.0000.0000.850000						Telephone					
34	27457320	860000		BRD					1,155.00			
	2745.06.7320.0000.0000.0000.860000						Travel - Mileage					
35	27457320	860000		BRD					1,024.00			
	2745.06.7320.0000.0000.0000.860000						Travel - Mileage					
36	27457320	861000		BRD					4,094.00			
	2745.06.7320.0000.0000.0000.861000						Conferences & Othr Travel					
37	27457320	861000		BRD					4,620.00			
	2745.06.7320.0000.0000.0000.861000						Conferences & Othr Travel					
38	27457320	931000		BRD					818.00			
	2745.06.7320.0000.0000.0000.931000						Equipment Repair					
39	2745	397701		BRD						748,952.00	1	
	2745.00.0000.0000.0000.0000.397701						Appropriations Control					
40	2745	390001		BRD					748,952.00		1	
	2745.00.0000.0000.0000.0000.390001						Budgetary Fund Balance					
41	2745	397701		BRD						1,048.00	1	
	2745.00.0000.0000.0000.0000.397701						Appropriations Control					
42	2745	397401		BRD					750,000.00		1	
	2745.00.0000.0000.0000.0000.397401						Estimated Revenues					

JOURNAL INQUIRY

YEAR	PER	JOURNAL	SRC	EFF DATE	ENT DATE	JNL DESC	CLERK	ENTITY	AUTO-REV	STATUS	BUD YEAR	JNL TYPE
2012	07	18	BUC	07/01/2012	10/16/2012	PC-6W322	Mołendyk	1	N	Hist	2012	
LN	ORG	OBJECT	PROJ	REF1	REF2	REF3	LINE DESCRIPTION	DEBIT	CREDIT	OB		
43	2745	390001		BRD			Budgetary Fund Balance		748,952.00	1		
		2745.00.0000.0000.0000.0000.390001										
** JOURNAL TOTAL								1,498,952.00	1,498,952.00			

YEAR	PER	JOURNAL	SRC	EFF DATE	ENT DATE	JNL DESC	CLERK	ENTITY	AUTO-REV	STATUS	BUD YEAR	JNL TYPE
2012	07	19	BUA	07/01/2012	10/16/2012	PC-6W408	Mołendyk	1N		Hist	2012	
LN	ORG	OBJECT	PROJ	REF1	REF2	REF3	LINE DESCRIPTION	DEBIT	CREDIT	OB		
1	2745	7320		BRD			State of Mich - welfare		367,310.00			
		2745.06.7320.0000.0000.0000.561000										
2	2745	7320		BRD			Salaries - Regular	37,729.00				
		2745.06.7320.0000.0000.0000.704000										
3	2745	7320		BRD			Salaries - Regular	31,495.00				
		2745.06.7320.0000.0000.0000.704000										
4	2745	7320		BRD			Social Security	2,409.00				
		2745.06.7320.0000.0000.0000.715000										
5	2745	7320		BRD			Social Security	2,886.00				
		2745.06.7320.0000.0000.0000.715000										
6	2745	7320		BRD			Health Insurance	11,242.00				
		2745.06.7320.0000.0000.0000.716000										
7	2745	7320		BRD			Health Insurance	10,821.00				
		2745.06.7320.0000.0000.0000.716000										
8	2745	7320		BRD			OPEB - Health Care	213.00				
		2745.06.7320.0000.0000.0000.716002										
9	2745	7320		BRD			OPEB - Health Care	221.00				
		2745.06.7320.0000.0000.0000.716002										
10	2745	7320		BRD			Life Insurance	74.00				
		2745.06.7320.0000.0000.0000.717000										
11	2745	7320		BRD			Life Insurance	62.00				
		2745.06.7320.0000.0000.0000.717000										
12	2745	7320		BRD			Retirement & Sick Leave	2,963.00				
		2745.06.7320.0000.0000.0000.718000										
13	2745	7320		BRD			Retirement & Sick Leave	3,549.00				
		2745.06.7320.0000.0000.0000.718000										
14	2745	7320		BRD			457 Plan Contribution	731.00				
		2745.06.7320.0000.0000.0000.718001										
15	2745	7320		BRD			Dental Insurance	652.00				
		2745.06.7320.0000.0000.0000.719000										

JOURNAL INQUIRY

YEAR	PER	JOURNAL	SRC	EFF DATE	ENT DATE	JNL DESC	CLERK	ENTITY	AUTO-REV	STATUS	BUD YEAR	JNL TYPE
2012	07	19	BUA	07/01/2012	10/16/2012	PC-6W408	MoLendyk	1	N	Hist	2012	
LN	ORG	OBJECT	PROJ	REF1	REF2	REF3	ACCOUNT DESCRIPTION	LINE DESCRIPTION	DEBIT	CREDIT	OB	
16	27457320	719000					BRD		627.00			
	2745.06.7320.0000.0000.0000.719000							Dental Insurance				
17	27457320	720000					BRD		7.00			
	2745.06.7320.0000.0000.0000.720000							worker's Compensation				
18	27457320	720000					BRD		8.00			
	2745.06.7320.0000.0000.0000.720000							worker's Compensation				
19	27457320	722000					BRD		193.00			
	2745.06.7320.0000.0000.0000.722000							Unemployment				
20	27457320	722000					BRD		162.00			
	2745.06.7320.0000.0000.0000.722000							Unemployment				
21	27457320	723000					BRD		114.00			
	2745.06.7320.0000.0000.0000.723000							Optical Insurance				
22	27457320	723000					BRD		117.00			
	2745.06.7320.0000.0000.0000.723000							Optical Insurance				
23	27457320	724000					BRD		103.00			
	2745.06.7320.0000.0000.0000.724000							Disability Insurance				
24	27457320	724000					BRD		87.00			
	2745.06.7320.0000.0000.0000.724000							Disability Insurance				
25	27457320	727000					BRD		384.00			
	2745.06.7320.0000.0000.0000.727000							Office Supplies				
26	27457320	727000					BRD		384.00			
	2745.06.7320.0000.0000.0000.727000							Office Supplies				
27	27457320	728000					BRD		251.00			
	2745.06.7320.0000.0000.0000.728000							Printing & Binding				
28	27457320	728000					BRD		377.00			
	2745.06.7320.0000.0000.0000.728000							Printing & Binding				
29	27457320	730000					BRD		408.00			
	2745.06.7320.0000.0000.0000.730000							Postage				
30	27457320	730000					BRD		272.00			
	2745.06.7320.0000.0000.0000.730000							Postage				
31	27457320	739000					BRD		1,155.00			
	2745.06.7320.0000.0000.0000.739000							Operational Supplies				
32	27457320	739000					BRD		609.00			
	2745.06.7320.0000.0000.0000.739000							Operational Supplies				
33	27457320	808000					BRD		209,222.00			
	2745.06.7320.0000.0000.0000.808000							Service Contracts				
34	27457320	808000					BRD		1,000.00			
	2745.06.7320.0000.0000.0000.808000							Service Contracts				
35	27457320	830000					BRD		148.00			
	2745.06.7320.0000.0000.0000.830000							Memberships & Dues				
36	27457320	830000					BRD		222.00			
	2745.06.7320.0000.0000.0000.830000							Memberships & Dues				

JOURNAL INQUIRY

YEAR	PER	JOURNAL	SRC	EFF DATE	ENT DATE	JNL DESC	CLERK	ENTITY	AUTO-REV	STATUS	BUD YEAR	JNL TYPE
2012	07	19	BUA	07/01/2012	10/16/2012	PC-6W408	MoLendyk	1	N	Hist	2012	
LN	ORG	OBJECT	PROJ	REF1	REF2	REF3	ACCOUNT DESCRIPTION	LINE DESCRIPTION	DEBIT	CREDIT	OB	
37	27457320	831000		BRD					3,918.00			
	2745.06.7320.0000.0000.0000.831000						Administrative Expense					
38	27457320	831000		BRD					3,395.00			
	2745.06.7320.0000.0000.0000.831000						Administrative Expense					
39	27457320	831002		BRD					1,916.00			
	2745.06.7320.0000.0000.0000.831002						IT Charges					
40	27457320	831002		BRD					2,210.00			
	2745.06.7320.0000.0000.0000.831002						IT Charges					
41	27457320	850000		BRD					231.00			
	2745.06.7320.0000.0000.0000.850000						Telephone					
42	27457320	850000		BRD					154.00			
	2745.06.7320.0000.0000.0000.850000						Telephone					
43	27457320	860000		BRD					587.00			
	2745.06.7320.0000.0000.0000.860000						Travel - Mileage					
44	27457320	860000		BRD					881.00			
	2745.06.7320.0000.0000.0000.860000						Travel - Mileage					
45	27457320	861000		BRD					991.00			
	2745.06.7320.0000.0000.0000.861000						Conferences & Othr Travel					
46	27457320	861000		BRD					661.00			
	2745.06.7320.0000.0000.0000.861000						Conferences & Othr Travel					
47	27457320	901000		BRD					1,149.00			
	2745.06.7320.0000.0000.0000.901000						Advertising					
48	27457320	901000		BRD					1,723.00			
	2745.06.7320.0000.0000.0000.901000						Advertising					
49	27457320	910000		BRD					527.00			
	2745.06.7320.0000.0000.0000.910000						Insurance & Bonds					
50	27457320	910000		BRD					352.00			
	2745.06.7320.0000.0000.0000.910000						Insurance & Bonds					
51	27457320	939000		BRD					1,508.00			
	2745.06.7320.0000.0000.0000.939000						Building Rental					
52	27457320	939000		BRD					25,885.00			
	2745.06.7320.0000.0000.0000.939000						Building Rental					
53	27457320	940000		BRD					195.00			
	2745.06.7320.0000.0000.0000.940000						Equipment Rental					
54	27457320	940000		BRD					130.00			
	2745.06.7320.0000.0000.0000.940000						Equipment Rental					
55	2745	397701		BRD						367,310.00	1	
	2745.00.0000.0000.0000.0000.397701						Appropriations Control					
56	2745	397401		BRD					367,310.00		1	
	2745.00.0000.0000.0000.0000.397401						Estimated Revenues					
** JOURNAL TOTAL									367,310.00	367,310.00		

JOURNAL INQUIRY

YEAR	PER	JOURNAL	SRC	EFF DATE	ENT DATE	JNL DESC	CLERK	ENTITY	AUTO-REV	STATUS	BUD YEAR	JNL TYPE
2012	07	20	BUA	07/01/2012	10/17/2012	PC-6W307	MoLendyk		IN	Hist	2012	
LN	ORG	OBJECT	PROJ	REF1	REF2	REF3	LINE DESCRIPTION		DEBIT	CREDIT	OB	
ACCOUNT			ACCOUNT DESCRIPTION									
1	27457320	844004		BRD				GRANT			25,000.00	
	2745.06.7320.0000.0000.0000.844004							Other Training				
2	27457320	704000		BRD				GRANT			372.00	
	2745.06.7320.0000.0000.0000.704000							Salaries - Regular				
3	27457320	715000		BRD				GRANT			28.00	
	2745.06.7320.0000.0000.0000.715000							Social Security				
4	27457320	716000		BRD				GRANT			69.00	
	2745.06.7320.0000.0000.0000.716000							Health Insurance				
5	27457320	716002		BRD				GRANT			1.00	
	2745.06.7320.0000.0000.0000.716002							OPEB - Health Care				
6	27457320	717000		BRD				GRANT			1.00	
	2745.06.7320.0000.0000.0000.717000							Life Insurance				
7	27457320	718000		BRD				GRANT			60.00	
	2745.06.7320.0000.0000.0000.718000							Retirement & Sick Leave				
8	27457320	718001		BRD				GRANT			1.00	
	2745.06.7320.0000.0000.0000.718001							457 Plan Contribution				
9	27457320	719000		BRD				GRANT			4.00	
	2745.06.7320.0000.0000.0000.719000							Dental Insurance				
10	27457320	720000		BRD				GRANT			1.00	
	2745.06.7320.0000.0000.0000.720000							Worker'S Compensation				
11	27457320	722000		BRD				GRANT			1.00	
	2745.06.7320.0000.0000.0000.722000							Unemployment				
12	27457320	723000		BRD				GRANT			1.00	
	2745.06.7320.0000.0000.0000.723000							Optical Insurance				
13	27457320	724000		BRD				GRANT			1.00	
	2745.06.7320.0000.0000.0000.724000							Disability Insurance				
14	27457320	704000		BRD				GRANT			993.00	
	2745.06.7320.0000.0000.0000.704000							Salaries - Regular				
15	27457320	715000		BRD				GRANT			76.00	
	2745.06.7320.0000.0000.0000.715000							Social Security				
16	27457320	716000		BRD				GRANT			185.00	
	2745.06.7320.0000.0000.0000.716000							Health Insurance				
17	27457320	716002		BRD				GRANT			4.00	
	2745.06.7320.0000.0000.0000.716002							OPEB - Health Care				
18	27457320	717000		BRD				GRANT			3.00	
	2745.06.7320.0000.0000.0000.717000							Life Insurance				
19	27457320	718000		BRD				GRANT			159.00	
	2745.06.7320.0000.0000.0000.718000							Retirement & Sick Leave				
20	27457320	718001		BRD				GRANT			1.00	
	2745.06.7320.0000.0000.0000.718001							457 Plan Contribution				
21	27457320	719000		BRD				GRANT			10.00	
	2745.06.7320.0000.0000.0000.719000							Dental Insurance				



JOURNAL INQUIRY

YEAR	PER	JOURNAL	SRC	EFF DATE	ENT DATE	JNL DESC	CLERK	ENTITY	AUTO-REV	STATUS	BUD YEAR	JNL TYPE
2012	07	20	BUA	07/01/2012	10/17/2012	PC-6W307	Molendyk	1	N	Hist	2012	
LN	ORG	OBJECT	PROJ	REF1	REF2	REF3	ACCOUNT DESCRIPTION	LINE DESCRIPTION	DEBIT	CREDIT	OB	
22	27457320	720000		BRD				GRANT	1.00			
	2745.06.7320.0000.0000.0000.720000						Worker's Compensation					
23	27457320	722000		BRD				GRANT	5.00			
	2745.06.7320.0000.0000.0000.722000						Unemployment					
24	27457320	723000		BRD				GRANT	2.00			
	2745.06.7320.0000.0000.0000.723000						Optical Insurance					
25	27457320	724000		BRD				GRANT	2.00			
	2745.06.7320.0000.0000.0000.724000						Disability Insurance					
26	27457320	561000		BRD				GRANT			26,981.00	
	2745.06.7320.0000.0000.0000.561000						State Of Mich - welfare					
27	2745	397701		BRD							26,981.00	1
	2745.00.0000.0000.0000.0000.397701						Appropriations Control					
28	2745	397401		BRD					26,981.00			1
	2745.00.0000.0000.0000.0000.397401						Estimated Revenues					
** JOURNAL TOTAL									26,981.00	26,981.00		

YEAR	PER	JOURNAL	SRC	EFF DATE	ENT DATE	JNL DESC	CLERK	ENTITY	AUTO-REV	STATUS	BUD YEAR	JNL TYPE
2012	09	65	BUA	09/01/2012	10/11/2012	PC-6C320	groth		1N	Hist	2012	
LN	ORG	OBJECT	PROJ	REF1	REF2	REF3	ACCOUNT DESCRIPTION	LINE DESCRIPTION	DEBIT	CREDIT	OB	
1	27467000	561000		BRD							20,000.00	
	2746.06.7000.0000.0000.0000.561000						State Of Mich - welfare					
2	27467000	704000		BRD					16,361.00			
	2746.06.7000.0000.0000.0000.704000						Salaries - Regular					
3	27467000	715000		BRD					1,130.00			
	2746.06.7000.0000.0000.0000.715000						Social Security					
4	27467000	716000		BRD					1,174.00			
	2746.06.7000.0000.0000.0000.716000						Health Insurance					
5	27467000	716002		BRD					61.00			
	2746.06.7000.0000.0000.0000.716002						OPEB - Health Care					
6	27467000	717000		BRD					48.00			
	2746.06.7000.0000.0000.0000.717000						Life Insurance					
7	27467000	718000		BRD					1,011.00			
	2746.06.7000.0000.0000.0000.718000						Retirement & Sick Leave					
8	27467000	718001		BRD					24.00			
	2746.06.7000.0000.0000.0000.718001						457 Plan Contribution					
9	27467000	719000		BRD					84.00			
	2746.06.7000.0000.0000.0000.719000						Dental Insurance					

JOURNAL INQUIRY

YEAR	PER	JOURNAL	SRC	EFF DATE	ENT DATE	JNL DESC	CLERK	ENTITY	AUTO-REV	STATUS	BUD YEAR	JNL TYPE
2012	09	65	BUA	09/01/2012	10/11/2012	PC-6C320	groth	1	N	Hist	2012	
LN	ORG	OBJECT	PROJ	REF1	REF2	REF3	ACCOUNT DESCRIPTION	LINE DESCRIPTION	DEBIT	CREDIT	OB	
10	27467000	720000		BRD					3.00			
								Worker's Compensation				
11	27467000	722000		BRD					67.00			
								Unemployment				
12	27467000	723000		BRD					15.00			
								Optical Insurance				
13	27467000	724000		BRD					22.00			
								Disability Insurance				
14	2746	397701		BRD							20,000.00	1
								Appropriations Control				
15	2746	397401		BRD					20,000.00			1
								Estimated Revenues				
** JOURNAL TOTAL									20,000.00	20,000.00		

YEAR	PER	JOURNAL	SRC	EFF DATE	ENT DATE	JNL DESC	CLERK	ENTITY	AUTO-REV	STATUS	BUD YEAR	JNL TYPE
2012	09	69	BUA	09/15/2012	10/11/2012	PC-6w321	MoLendyk	1N	Hist		2012	
LN	ORG	OBJECT	PROJ	REF1	REF2	REF3	ACCOUNT DESCRIPTION	LINE DESCRIPTION	DEBIT	CREDIT	OB	
1	27457320	671000		BRD							20,000.00	
								Other Revenue				
2	27457320	808000		BRD					20,000.00			
								Service Contracts				
3	2745	397701		BRD							20,000.00	1
								Appropriations Control				
4	2745	397401		BRD					20,000.00			1
								Estimated Revenues				
** JOURNAL TOTAL									20,000.00	20,000.00		

YEAR	PER	JOURNAL	SRC	EFF DATE	ENT DATE	JNL DESC	CLERK	ENTITY	AUTO-REV	STATUS	BUD YEAR	JNL TYPE
2012	09	143	BUA	09/01/2012	10/17/2012	LCA	MoLendyk	1N	Hist		2012	
LN	ORG	OBJECT	PROJ	REF1	REF2	REF3	ACCOUNT DESCRIPTION	LINE DESCRIPTION	DEBIT	CREDIT	OB	
1	27467000	843000		BRD							31,500.00	
								NEW GRANT LCA-11-70025				
								Client Assistance Pymts				

JOURNAL INQUIRY

YEAR	PER	JOURNAL	SRC	EFF DATE	ENT DATE	JNL DESC	CLERK	ENTITY	AUTO-REV	STATUS	BUD YEAR	JNL TYPE
2012	09	143	BUA	09/01/2012	10/17/2012	LCA	MoIendyk	1	N	Hist	2012	
LN	ORG	OBJECT	PROJ	REF1	REF2	REF3	LINE DESCRIPTION		DEBIT	CREDIT	OB	
ACCOUNT							ACCOUNT DESCRIPTION					
2	2746	7000	561000		BRD		Doc attach	NEW GRANT LCA-11-70025		31,500.00		
							2746.06.7000.0000.0000.0000.561000	State Of Mich - Welfare				
3	2746	397701			BRD		Doc attach				31,500.00	1
							2746.00.0000.0000.0000.0000.397701	Appropriations Control				
4	2746	397401			BRD		Doc attach		31,500.00			1
							2746.00.0000.0000.0000.0000.397401	Estimated Revenues				
** JOURNAL TOTAL									31,500.00	31,500.00		

YEAR	PER	JOURNAL	SRC	EFF DATE	ENT DATE	JNL DESC	CLERK	ENTITY	AUTO-REV	STATUS	BUD YEAR	JNL TYPE
2012	10	46	BUC	10/01/2012	10/16/2012	OCT-DEC	judge	1N	Hist		2012	
LN	ORG	OBJECT	PROJ	REF1	REF2	REF3	LINE DESCRIPTION		DEBIT	CREDIT	OB	
ACCOUNT							ACCOUNT DESCRIPTION					
1	2630	04.3114	582000		BRD		Establ budget for Oct-Dec			1,783,997.00		
							2630.04.3114.0000.0000.0000.582000	Contrib Local-Pub. Safety				
2	2630	04.3114	691010		BRD		Establ budget for Oct-Dec			106,262.00		
							2630.04.3114.0000.0000.0000.691010	General Fund Transfer				
3	2630	04.3114	704000		BRD		Establ budget for Oct-Dec	1,030,083.00				
							2630.04.3114.0000.0000.0000.704000	Salaries - Regular				
4	2630	04.3114	705000		BRD		Establ budget for Oct-Dec	12,146.00				
							2630.04.3114.0000.0000.0000.705000	Salaries - Temporary				
5	2630	04.3114	709000		BRD		Establ budget for Oct-Dec	21,396.00				
							2630.04.3114.0000.0000.0000.709000	Overtime				
6	2630	04.3114	710000		BRD		Establ budget for Oct-Dec	20,173.00				
							2630.04.3114.0000.0000.0000.710000	Holiday				
7	2630	04.3114	711000		BRD		Establ budget for Oct-Dec	10,909.00				
							2630.04.3114.0000.0000.0000.711000	Court Time				
8	2630	04.3114	713000		BRD		Establ budget for Oct-Dec	7,844.00				
							2630.04.3114.0000.0000.0000.713000	Vacation Payoff				
9	2630	04.3114	715000		BRD		Establ budget for Oct-Dec	84,334.00				
							2630.04.3114.0000.0000.0000.715000	Social Security				
10	2630	04.3114	716000		BRD		Establ budget for Oct-Dec	175,775.00				
							2630.04.3114.0000.0000.0000.716000	Health Insurance				
11	2630	04.3114	716002		BRD		Establ budget for Oct-Dec	7,508.00				
							2630.04.3114.0000.0000.0000.716002	OPEB - Health Care				
12	2630	04.3114	717000		BRD		Establ budget for Oct-Dec	1,086.00				
							2630.04.3114.0000.0000.0000.717000	Life Insurance				
13	2630	04.3114	718000		BRD		Establ budget for Oct-Dec	182,307.00				
							2630.04.3114.0000.0000.0000.718000	Retirement & Sick Leave				

JOURNAL INQUIRY

YEAR	PER	JOURNAL	SRC	EFF DATE	ENT DATE	JNL DESC	CLERK	ENTITY	AUTO-REV	STATUS	BUD YEAR	JNL TYPE
2012	10	46	BUC	10/01/2012	10/16/2012	OCT-DEC	judge	1	N	Hist	2012	
LN	ORG	OBJECT	PROJ	REF1	REF2	REF3	ACCOUNT DESCRIPTION	LINE DESCRIPTION	DEBIT	CREDIT	OB	
14	26303114	718001					BRD	Establ budget for Oct-Dec	6,282.00			
	2630.04.	3114.0000.0000.0000.718001						457 Plan Contribution				
15	26303114	719000					BRD	Establ budget for Oct-Dec	11,930.00			
	2630.04.	3114.0000.0000.0000.719000						Dental Insurance				
16	26303114	720000					BRD	Establ budget for Oct-Dec	2,776.00			
	2630.04.	3114.0000.0000.0000.720000						worker's Compensation				
17	26303114	721000					BRD	Establ budget for Oct-Dec	22,150.00			
	2630.04.	3114.0000.0000.0000.721000						Longevity				
18	26303114	722000					BRD	Establ budget for Oct-Dec	4,453.00			
	2630.04.	3114.0000.0000.0000.722000						Unemployment				
19	26303114	723000					BRD	Establ budget for Oct-Dec	1,853.00			
	2630.04.	3114.0000.0000.0000.723000						Optical Insurance				
20	26303114	724000					BRD	Establ budget for Oct-Dec	2,891.00			
	2630.04.	3114.0000.0000.0000.724000						Disability Insurance				
21	26303114	739000					BRD	Establ budget for Oct-Dec	51,834.00			
	2630.04.	3114.0000.0000.0000.739000						Operational Supplies				
22	26303114	762000					BRD	Establ budget for Oct-Dec	2,468.00			
	2630.04.	3114.0000.0000.0000.762000						Educational Supplies				
23	26303114	830000					BRD	Establ budget for Oct-Dec	165.00			
	2630.04.	3114.0000.0000.0000.830000						Memberships & Dues				
24	26303114	850000					BRD	Establ budget for Oct-Dec	4,106.00			
	2630.04.	3114.0000.0000.0000.850000						Telephone				
25	26303114	865000					BRD	Establ budget for Oct-Dec	72,825.00			
	2630.04.	3114.0000.0000.0000.865000						Gas And Oil				
26	26303114	866000					BRD	Establ budget for Oct-Dec	31,211.00			
	2630.04.	3114.0000.0000.0000.866000						Vehicle Repairs & Maint.				
27	26303114	868000					BRD	Establ budget for Oct-Dec	20,472.00			
	2630.04.	3114.0000.0000.0000.868000						Vehicle Insurance				
28	26303114	910000					BRD	Establ budget for Oct-Dec	50,171.00			
	2630.04.	3114.0000.0000.0000.910000						Insurance & Bonds				
29	26303114	930000					BRD	Establ budget for Oct-Dec	1,950.00			
	2630.04.	3114.0000.0000.0000.930000						Equipment Repairs				
30	26303114	940000					BRD	Establ budget for Oct-Dec	44,598.00			
	2630.04.	3114.0000.0000.0000.940000						Equipment Rental				
31	26303114	956000					BRD	Establ budget for Oct-Dec	4,563.00			
	2630.04.	3114.0000.0000.0000.956000						Employee Training				
32	2630	397701					BRD	Appropriations Control		1,890,259.00	1	
	2630.00.	0000.0000.0000.0000.397701										
33	2630	397401					BRD	Estimated Revenues	1,890,259.00		1	
	2630.00.	0000.0000.0000.0000.397401										
** JOURNAL TOTAL									1,890,259.00	1,890,259.00		

JOURNAL INQUIRY

YEAR	PER	JOURNAL	SRC	EFF DATE	ENT DATE	JNL DESC	CLERK	ENTITY	AUTO-REV	STATUS	BUD YEAR	JNL TYPE
2012	10	98	BUA	10/03/2012	10/09/2012	MERSSTUDY	verbeek		IN	Hist	2012	
LN	ORG	OBJECT	PROJ	REF1	REF2	REF3	LINE DESCRIPTION			DEBIT	CREDIT	OB
ACCOUNT				ACCOUNT DESCRIPTION								
1	29708610	808000		BRD			MERS DB/DC STUDY			10,000.00		
	2970.03.8610.0000.0000.0000.808000						Service Contracts					
2	2970	397701		BRD			Appropriations Control				10,000.00	1
	2970.00.0000.0000.0000.0000.397701											
3	2970	390001		BRD			Budgetary Fund Balance			10,000.00		1
	2970.00.0000.0000.0000.0000.390001											
** JOURNAL TOTAL										10,000.00	10,000.00	

YEAR	PER	JOURNAL	SRC	EFF DATE	ENT DATE	JNL DESC	CLERK	ENTITY	AUTO-REV	STATUS	BUD YEAR	JNL TYPE
2012	10	215	BUA	10/01/2012	10/11/2012	PC-6C300	groth		IN	Hist	2012	
LN	ORG	OBJECT	PROJ	REF1	REF2	REF3	LINE DESCRIPTION			DEBIT	CREDIT	OB
ACCOUNT				ACCOUNT DESCRIPTION								
1	27467000	561000		BRD			State of Mich - welfare				29,057.00	
	2746.06.7000.0000.0000.0000.561000											
2	27467000	704000		BRD			Salaries - Regular			14,327.00		
	2746.06.7000.0000.0000.0000.704000											
3	27467000	715000		BRD			Social Security			1,054.00		
	2746.06.7000.0000.0000.0000.715000											
4	27467000	716000		BRD			Health Insurance			3,236.00		
	2746.06.7000.0000.0000.0000.716000											
5	27467000	716002		BRD			OPEB - Health Care			392.00		
	2746.06.7000.0000.0000.0000.716002											
6	27467000	717000		BRD			Life Insurance			28.00		
	2746.06.7000.0000.0000.0000.717000											
7	27467000	718000		BRD			Retirement & Sick Leave			1,303.00		
	2746.06.7000.0000.0000.0000.718000											
8	27467000	718001		BRD			457 Plan Contribution			90.00		
	2746.06.7000.0000.0000.0000.718001											
9	27467000	719000		BRD			Dental Insurance			183.00		
	2746.06.7000.0000.0000.0000.719000											
10	27467000	720000		BRD			Worker's Compensation			3.00		
	2746.06.7000.0000.0000.0000.720000											
11	27467000	722000		BRD			Unemployment			64.00		
	2746.06.7000.0000.0000.0000.722000											
12	27467000	723000		BRD			Optical Insurance			27.00		
	2746.06.7000.0000.0000.0000.723000											
13	27467000	724000		BRD			Disability Insurance			37.00		
	2746.06.7000.0000.0000.0000.724000											

JOURNAL INQUIRY

YEAR	PER	JOURNAL	SRC	EFF DATE	ENT DATE	JNL DESC	CLERK	ENTITY	AUTO-REV	STATUS	BUD YEAR	JNL TYPE
2012	10	215	BUA	10/01/2012	10/11/2012	PC-6C300	groth	1	N	Hist	2012	
LN	ORG	OBJECT	PROJ	REF1	REF2	REF3	ACCOUNT DESCRIPTION	LINE DESCRIPTION	DEBIT	CREDIT	OB	
14	27467000	727000					BRD		230.00			
	2746.06.7000.0000.0000.0000.0000.727000							Office Supplies				
15	27467000	728000					BRD		240.00			
	2746.06.7000.0000.0000.0000.0000.728000							Printing & Binding				
16	27467000	730000					BRD		600.00			
	2746.06.7000.0000.0000.0000.0000.730000							Postage				
17	27467000	808000					BRD		1,000.00			
	2746.06.7000.0000.0000.0000.0000.808000							Service Contracts				
18	27467000	831000					BRD		3,000.00			
	2746.06.7000.0000.0000.0000.0000.831000							Administrative Expense				
19	27467000	831002					BRD		1,800.00			
	2746.06.7000.0000.0000.0000.0000.831002							IT Charges				
20	27467000	850000					BRD		140.00			
	2746.06.7000.0000.0000.0000.0000.850000							Telephone				
21	27467000	860000					BRD		123.00			
	2746.06.7000.0000.0000.0000.0000.860000							Travel - Mileage				
22	27467000	910000					BRD		600.00			
	2746.06.7000.0000.0000.0000.0000.910000							Insurance & Bonds				
23	27467000	939000					BRD		540.00			
	2746.06.7000.0000.0000.0000.0000.939000							Building Rental				
24	27467000	940000					BRD		40.00			
	2746.06.7000.0000.0000.0000.0000.940000							Equipment Rental				
25	2746	397701					BRD			20,867.00	1	
	2746.00.0000.0000.0000.0000.0000.397701							Appropriations Control				
26	2746	397401					BRD		29,057.00		1	
	2746.00.0000.0000.0000.0000.0000.397401							Estimated Revenues				
27	2746	390001					BRD			8,190.00	1	
	2746.00.0000.0000.0000.0000.0000.390001							Budgetary Fund Balance				
28	2746	397701					BRD			8,190.00	1	
	2746.00.0000.0000.0000.0000.0000.397701							Appropriations Control				
29	2746	390001					BRD		8,190.00		1	
	2746.00.0000.0000.0000.0000.0000.390001							Budgetary Fund Balance				
** JOURNAL TOTAL									37,247.00	37,247.00		

YEAR	PER	JOURNAL	SRC	EFF DATE	ENT DATE	JNL DESC	CLERK	ENTITY	AUTO-REV	STATUS	BUD YEAR	JNL TYPE
2012	10	216	BUA	10/01/2012	10/16/2012	PC-6C304	groth		1N	Hist	2012	
LN	ORG	OBJECT	PROJ	REF1	REF2	REF3	ACCOUNT DESCRIPTION	LINE DESCRIPTION	DEBIT	CREDIT	OB	
ACCOUNT												

JOURNAL INQUIRY

YEAR	PER	JOURNAL	SRC	EFF DATE	ENT DATE	JNL DESC	CLERK	ENTITY	AUTO-REV	STATUS	BUD YEAR	JNL TYPE
2012	10	216	BUA	10/01/2012	10/16/2012	PC-6C304	groth	1	N	Hist	2012	
LN	ORG	OBJECT	PROJ	REF1	REF2	REF3	ACCOUNT DESCRIPTION	LINE DESCRIPTION	DEBIT	CREDIT	OB	
1	27467000	561000					BRD				217,622.00	
	2746.06.7000.0000.0000.0000.561000							State Of Mich - Welfare				
2	27467000	704000					BRD		7,743.00			
	2746.06.7000.0000.0000.0000.704000							Salaries - Regular				
3	27467000	715000					BRD		592.00			
	2746.06.7000.0000.0000.0000.715000							Social Security				
4	27467000	716000					BRD		1,645.00			
	2746.06.7000.0000.0000.0000.716000							Health Insurance				
5	27467000	716002					BRD		32.00			
	2746.06.7000.0000.0000.0000.716002							OPEB - Health Care				
6	27467000	717000					BRD		23.00			
	2746.06.7000.0000.0000.0000.717000							Life Insurance				
7	27467000	718000					BRD		1,238.00			
	2746.06.7000.0000.0000.0000.718000							Retirement & Sick Leave				
8	27467000	719000					BRD		95.00			
	2746.06.7000.0000.0000.0000.719000							Dental Insurance				
9	27467000	720000					BRD		2.00			
	2746.06.7000.0000.0000.0000.720000							Worker's Compensation				
10	27467000	722000					BRD		40.00			
	2746.06.7000.0000.0000.0000.722000							Unemployment				
11	27467000	723000					BRD		17.00			
	2746.06.7000.0000.0000.0000.723000							Optical Insurance				
12	27467000	724000					BRD		21.00			
	2746.06.7000.0000.0000.0000.724000							Disability Insurance				
13	27467000	739000					BRD		25,962.00			
	2746.06.7000.0000.0000.0000.739000							Operational Supplies				
14	27467000	808000					BRD		10,000.00			
	2746.06.7000.0000.0000.0000.808000							Service Contracts				
15	27467000	808000					BRD		65,538.00			
	2746.06.7000.0000.0000.0000.808000							Service Contracts				
16	27467000	808000					BRD		3,785.00			
	2746.06.7000.0000.0000.0000.808000							Service Contracts				
17	27467000	843000					BRD		45,188.00			
	2746.06.7000.0000.0000.0000.843000							Client Assistance Pymts				
18	27467000	937000					BRD		55,701.00			
	2746.06.7000.0000.0000.0000.937000							Building Repairs				
19	2746	397701					BRD			217,622.00	1	
	2746.00.0000.0000.0000.0000.397701							Appropriations Control				
20	2746	397401					BRD		217,622.00		1	
	2746.00.0000.0000.0000.0000.397401							Estimated Revenues				
									** JOURNAL TOTAL	217,622.00	217,622.00	

JOURNAL INQUIRY

YEAR	PER	JOURNAL	SRC	EFF DATE	ENT DATE	JNL DESC	CLERK	ENTITY	AUTO-REV	STATUS	BUD YEAR	JNL TYPE	
2012	10	217	BUA	10/01/2012	10/11/2012	PC-6C305	groth		IN	Hist	2012		
LN	ORG	OBJECT	PROJ	REF1	REF2	REF3	LINE DESCRIPTION				DEBIT	CREDIT	OB
ACCOUNT							ACCOUNT DESCRIPTION						
1	27467000	561000			BRD							35,000.00	
	2746.06.7000.0000.0000.0000.561000						State Of Mich - Welfare						
2	27467000	704000			BRD						11,629.00		
	2746.06.7000.0000.0000.0000.704000						Salaries - Regular						
3	27467000	715000			BRD						905.00		
	2746.06.7000.0000.0000.0000.715000						Social Security						
4	27467000	716000			BRD						3,310.00		
	2746.06.7000.0000.0000.0000.716000						Health Insurance						
5	27467000	716002			BRD						214.00		
	2746.06.7000.0000.0000.0000.716002						OPEB - Health Care						
6	27467000	717000			BRD						26.00		
	2746.06.7000.0000.0000.0000.717000						Life Insurance						
7	27467000	718000			BRD						1,088.00		
	2746.06.7000.0000.0000.0000.718000						Retirement & Sick Leave						
8	27467000	718001			BRD						113.00		
	2746.06.7000.0000.0000.0000.718001						457 Plan Contribution						
9	27467000	719000			BRD						182.00		
	2746.06.7000.0000.0000.0000.719000						Dental Insurance						
10	27467000	720000			BRD						3.00		
	2746.06.7000.0000.0000.0000.720000						Worker's Compensation						
11	27467000	721000			BRD						193.00		
	2746.06.7000.0000.0000.0000.721000						Longevity						
12	27467000	722000			BRD						54.00		
	2746.06.7000.0000.0000.0000.722000						Unemployment						
13	27467000	723000			BRD						42.00		
	2746.06.7000.0000.0000.0000.723000						Optical Insurance						
14	27467000	724000			BRD						51.00		
	2746.06.7000.0000.0000.0000.724000						Disability Insurance						
15	27467000	727000			BRD						85.00		
	2746.06.7000.0000.0000.0000.727000						Office Supplies						
16	27467000	728000			BRD						92.00		
	2746.06.7000.0000.0000.0000.728000						Printing & Binding						
17	27467000	730000			BRD						347.00		
	2746.06.7000.0000.0000.0000.730000						Postage						
18	27467000	739000			BRD						618.00		
	2746.06.7000.0000.0000.0000.739000						Operational Supplies						
19	27467000	808000			BRD						12,211.00		
	2746.06.7000.0000.0000.0000.808000						Service Contracts						
20	27467000	830000			BRD						42.00		
	2746.06.7000.0000.0000.0000.830000						Memberships & Dues						
21	27467000	831000			BRD						1,424.00		
	2746.06.7000.0000.0000.0000.831000						Administrative Expense						



JOURNAL INQUIRY

YEAR	PER	JOURNAL	SRC	EFF DATE	ENT DATE	JNL DESC	CLERK	ENTITY	AUTO-REV	STATUS	BUD YEAR	JNL TYPE
2012	10	217	BUA	10/01/2012	10/11/2012	PC-6C305	groth	1	N	Hist	2012	
LN	ORG	OBJECT	PROJ	REF1	REF2	REF3	ACCOUNT DESCRIPTION	LINE DESCRIPTION	DEBIT	CREDIT	OB	
22	27467000	831002			BRD				751.00			
	2746.06.7000.0000.0000.0000.831002						IT Charges					
23	27467000	850000			BRD				84.00			
	2746.06.7000.0000.0000.0000.850000						Telephone					
24	27467000	860000			BRD				252.00			
	2746.06.7000.0000.0000.0000.860000						Travel - Mileage					
25	27467000	861000			BRD				186.00			
	2746.06.7000.0000.0000.0000.861000						Conferences & Othr Travel					
26	27467000	901000			BRD				617.00			
	2746.06.7000.0000.0000.0000.901000						Advertising					
27	27467000	910000			BRD				217.00			
	2746.06.7000.0000.0000.0000.910000						Insurance & Bonds					
28	27467000	939000			BRD				254.00			
	2746.06.7000.0000.0000.0000.939000						Building Rental					
29	27467000	940000			BRD				10.00			
	2746.06.7000.0000.0000.0000.940000						Equipment Rental					
30	2746	397701			BRD						34,341.00	1
	2746.00.0000.0000.0000.0000.397701						Appropriations Control					
31	2746	397401			BRD				35,000.00			1
	2746.00.0000.0000.0000.0000.397401						Estimated Revenues					
32	2746	390001			BRD						659.00	1
	2746.00.0000.0000.0000.0000.390001						Budgetary Fund Balance					
33	2746	397701			BRD						659.00	1
	2746.00.0000.0000.0000.0000.397701						Appropriations Control					
34	2746	390001			BRD				659.00			1
	2746.00.0000.0000.0000.0000.390001						Budgetary Fund Balance					
** JOURNAL TOTAL									35,659.00	35,659.00		

YEAR	PER	JOURNAL	SRC	EFF DATE	ENT DATE	JNL DESC	CLERK	ENTITY	AUTO-REV	STATUS	BUD YEAR	JNL TYPE
2012	10	219	BUA	10/01/2012	10/16/2012	PC-6C308	groth		1N	Hist	2012	
LN	ORG	OBJECT	PROJ	REF1	REF2	REF3	ACCOUNT DESCRIPTION	LINE DESCRIPTION	DEBIT	CREDIT	OB	
1	27467000	561000			BRD						343,552.00	
	2746.06.7000.0000.0000.0000.561000						State of Mich - welfare					
2	27467000	704000			BRD				171,581.00			
	2746.06.7000.0000.0000.0000.704000						Salaries - Regular					
3	27467000	704000			BRD				28,221.00			
	2746.06.7000.0000.0000.0000.704000						Salaries - Regular					

JOURNAL INQUIRY

YEAR	PER	JOURNAL	SRC	EFF DATE	ENT DATE	JNL DESC	CLERK	ENTITY	AUTO-REV	STATUS	BUD YEAR	JNL TYPE
2012	10	219	BUA	10/01/2012	10/16/2012	PC-6C308	groth	1	N	Hist	2012	
LN	ORG	OBJECT	PROJ	REF1	REF2	REF3	ACCOUNT DESCRIPTION	LINE DESCRIPTION	DEBIT	CREDIT	OB	
4	27467000	715000		BRD					2,158.00			
	2746.06.7000.0000.0000.0000.0000.715000						Social Security					
5	27467000	715000		BRD					13,126.00			
	2746.06.7000.0000.0000.0000.0000.715000						Social Security					
6	27467000	716000		BRD					44,437.00			
	2746.06.7000.0000.0000.0000.0000.716000						Health Insurance					
7	27467000	716000		BRD					5,991.00			
	2746.06.7000.0000.0000.0000.0000.716000						Health Insurance					
8	27467000	716002		BRD					118.00			
	2746.06.7000.0000.0000.0000.0000.716002						OPEB - Health Care					
9	27467000	716002		BRD					877.00			
	2746.06.7000.0000.0000.0000.0000.716002						OPEB - Health Care					
10	27467000	717000		BRD					176.00			
	2746.06.7000.0000.0000.0000.0000.717000						Life Insurance					
11	27467000	717000		BRD					36.00			
	2746.06.7000.0000.0000.0000.0000.717000						Life Insurance					
12	27467000	718000		BRD					3,522.00			
	2746.06.7000.0000.0000.0000.0000.718000						Retirement & Sick Leave					
13	27467000	718000		BRD					14,668.00			
	2746.06.7000.0000.0000.0000.0000.718000						Retirement & Sick Leave					
14	27467000	718001		BRD					362.00			
	2746.06.7000.0000.0000.0000.0000.718001						457 Plan Contribution					
15	27467000	718001		BRD					46.00			
	2746.06.7000.0000.0000.0000.0000.718001						457 Plan Contribution					
16	27467000	719000		BRD					349.00			
	2746.06.7000.0000.0000.0000.0000.719000						Dental Insurance					
17	27467000	719000		BRD					2,583.00			
	2746.06.7000.0000.0000.0000.0000.719000						Dental Insurance					
18	27467000	720000		BRD					31.00			
	2746.06.7000.0000.0000.0000.0000.720000						Worker's Compensation					
19	27467000	720000		BRD					8.00			
	2746.06.7000.0000.0000.0000.0000.720000						Worker's Compensation					
20	27467000	721000		BRD					450.00			
	2746.06.7000.0000.0000.0000.0000.721000						Longevity					
21	27467000	722000		BRD					42.00			
	2746.06.7000.0000.0000.0000.0000.722000						Unemployment					
22	27467000	722000		BRD					14.00			
	2746.06.7000.0000.0000.0000.0000.722000						Unemployment					
23	27467000	723000		BRD					15.00			
	2746.06.7000.0000.0000.0000.0000.723000						Optical Insurance					
24	27467000	723000		BRD					6.00			
	2746.06.7000.0000.0000.0000.0000.723000						Optical Insurance					

JOURNAL INQUIRY

YEAR	PER	JOURNAL	SRC	EFF DATE	ENT DATE	JNL DESC	CLERK	ENTITY	AUTO-REV	STATUS	BUD YEAR	JNL TYPE
2012	10	219	BUA	10/01/2012	10/16/2012	PC-6C308	groth	1	N	Hist	2012	
LN	ORG	OBJECT	PROJ	REF1	REF2	REF3	ACCOUNT DESCRIPTION	LINE DESCRIPTION	DEBIT	CREDIT	OB	
25	27467000	724000					BRD		440.00			
	2746.06.7000.0000.0000.0000.724000							Disability Insurance				
26	27467000	724000					BRD		72.00			
	2746.06.7000.0000.0000.0000.724000							Disability Insurance				
27	27467000	727000					BRD		180.00			
	2746.06.7000.0000.0000.0000.727000							Office Supplies				
28	27467000	727000					BRD		1,164.00			
	2746.06.7000.0000.0000.0000.727000							Office Supplies				
29	27467000	728000					BRD		250.00			
	2746.06.7000.0000.0000.0000.728000							Printing & Binding				
30	27467000	728000					BRD		1,125.00			
	2746.06.7000.0000.0000.0000.728000							Printing & Binding				
31	27467000	730000					BRD		1,794.00			
	2746.06.7000.0000.0000.0000.730000							Postage				
32	27467000	730000					BRD		398.00			
	2746.06.7000.0000.0000.0000.730000							Postage				
33	27467000	739000					BRD		50.00			
	2746.06.7000.0000.0000.0000.739000							Operational Supplies				
34	27467000	739000					BRD		197.00			
	2746.06.7000.0000.0000.0000.739000							Operational Supplies				
35	27467000	821000					BRD		7,000.00			
	2746.06.7000.0000.0000.0000.821000							Contractual - Other				
36	27467000	821000					BRD		920.00			
	2746.06.7000.0000.0000.0000.821000							Contractual - Other				
37	27467000	821000					BRD		500.00			
	2746.06.7000.0000.0000.0000.821000							Contractual - Other				
38	27467000	830000					BRD		1,000.00			
	2746.06.7000.0000.0000.0000.830000							Memberships & Dues				
39	27467000	830000					BRD		428.00			
	2746.06.7000.0000.0000.0000.830000							Memberships & Dues				
40	27467000	830000					BRD		2,500.00			
	2746.06.7000.0000.0000.0000.830000							Memberships & Dues				
41	27467000	831000					BRD		2,500.00			
	2746.06.7000.0000.0000.0000.831000							Administrative Expense				
42	27467000	831000					BRD		14,167.00			
	2746.06.7000.0000.0000.0000.831000							Administrative Expense				
43	27467000	831002					BRD		7,455.00			
	2746.06.7000.0000.0000.0000.831002							IT Charges				
44	27467000	831002					BRD		1,315.00			
	2746.06.7000.0000.0000.0000.831002							IT Charges				
45	27467000	850000					BRD		154.00			
	2746.06.7000.0000.0000.0000.850000							Telephone				

JOURNAL INQUIRY

YEAR	PER	JOURNAL	SRC	EFF DATE	ENT DATE	JNL DESC	CLERK	ENTITY	AUTO-REV	STATUS	BUD YEAR	JNL TYPE
2012	10	219	BUA	10/01/2012	10/16/2012	PC-6C308	groth	1	N	Hist	2012	
LN	ORG	OBJECT	PROJ	REF1	REF2	REF3	ACCOUNT DESCRIPTION	LINE DESCRIPTION	DEBIT	CREDIT	OB	
46	27467000	850000					BRD		694.00			
	2746.06.7000.0000.0000.0000.850000							Telephone				
47	27467000	860000					BRD		499.00			
	2746.06.7000.0000.0000.0000.860000							Travel - Mileage				
48	27467000	860000					BRD		500.00			
	2746.06.7000.0000.0000.0000.860000							Travel - Mileage				
49	27467000	860000					BRD		999.00			
	2746.06.7000.0000.0000.0000.860000							Travel - Mileage				
50	27467000	861000					BRD		2,200.00			
	2746.06.7000.0000.0000.0000.861000							Conferences & Othr Travel				
51	27467000	861000					BRD		373.00			
	2746.06.7000.0000.0000.0000.861000							Conferences & Othr Travel				
52	27467000	910000					BRD		1,956.00			
	2746.06.7000.0000.0000.0000.910000							Insurance & Bonds				
53	27467000	910000					BRD		435.00			
	2746.06.7000.0000.0000.0000.910000							Insurance & Bonds				
54	27467000	939000					BRD		260.00			
	2746.06.7000.0000.0000.0000.939000							Building Rental				
55	27467000	939000					BRD		2,591.00			
	2746.06.7000.0000.0000.0000.939000							Building Rental				
56	27467000	940000					BRD		598.00			
	2746.06.7000.0000.0000.0000.940000							Equipment Rental				
57	27467000	940000					BRD		21.00			
	2746.06.7000.0000.0000.0000.940000							Equipment Rental				
58	2746	397701					BRD			343,552.00	1	
	2746.00.0000.0000.0000.0000.397701							Appropriations Control				
59	2746	397401					BRD		343,552.00		1	
	2746.00.0000.0000.0000.0000.397401							Estimated Revenues				
** JOURNAL TOTAL									343,552.00	343,552.00		

YEAR	PER	JOURNAL	SRC	EFF DATE	ENT DATE	JNL DESC	CLERK	ENTITY	AUTO-REV	STATUS	BUD YEAR	JNL TYPE
2012	10	224	BUA	10/01/2012	10/11/2012	PC-6C309	groth		IN	Hist	2012	
LN	ORG	OBJECT	PROJ	REF1	REF2	REF3	ACCOUNT DESCRIPTION	LINE DESCRIPTION	DEBIT	CREDIT	OB	
1	27467000	727000					BRD		125.00			
	2746.06.7000.0000.0000.0000.727000							Office Supplies				
2	27467000	728000					BRD		1,400.00			
	2746.06.7000.0000.0000.0000.728000							Printing & Binding				

JOURNAL INQUIRY

YEAR	PER	JOURNAL	SRC	EFF DATE	ENT DATE	JNL DESC	CLERK	ENTITY	AUTO-REV	STATUS	BUD YEAR	JNL TYPE
2012	10	224	BUA	10/01/2012	10/11/2012	PC-6C309	groth	1	N	Hist	2012	
LN	ORG	OBJECT	PROJ	REF1	REF2	REF3	ACCOUNT DESCRIPTION	LINE DESCRIPTION	DEBIT	CREDIT	OB	
3	27467000	730000		BRD					2,800.00			
	2746.06.7000.0000.0000.0000.730000						Postage					
4	27467000	843000		BRD					20,675.00			
	2746.06.7000.0000.0000.0000.843000						Client Assistance Pymts					
5	27467000	901000		BRD					5,000.00			
	2746.06.7000.0000.0000.0000.901000						Advertising					
6	27467000	675010		BRD						30,000.00		
	2746.06.7000.0000.0000.0000.675010						Donations					
7	2746	397701		BRD						30,000.00	1	
	2746.00.0000.0000.0000.0000.397701						Appropriations Control					
8	2746	390001		BRD					30,000.00		1	
	2746.00.0000.0000.0000.0000.390001						Budgetary Fund Balance					
9	2746	397401		BRD					30,000.00		1	
	2746.00.0000.0000.0000.0000.397401						Estimated Revenues					
10	2746	390001		BRD						30,000.00	1	
	2746.00.0000.0000.0000.0000.390001						Budgetary Fund Balance					
** JOURNAL TOTAL									60,000.00	60,000.00		

YEAR	PER	JOURNAL	SRC	EFF DATE	ENT DATE	JNL DESC	CLERK	ENTITY	AUTO-REV	STATUS	BUD YEAR	JNL TYPE
2012	10	225	BUA	10/01/2012	10/11/2012	PC-6C311	groth		IN	Hist	2012	
LN	ORG	OBJECT	PROJ	REF1	REF2	REF3	ACCOUNT DESCRIPTION	LINE DESCRIPTION	DEBIT	CREDIT	OB	
1	27467000	561000		BRD							13,520.00	
	2746.06.7000.0000.0000.0000.561000						State of Mich - welfare					
2	27467000	704000		BRD					6,220.00			
	2746.06.7000.0000.0000.0000.704000						Salaries - Regular					
3	27467000	715000		BRD					489.00			
	2746.06.7000.0000.0000.0000.715000						Social Security					
4	27467000	716000		BRD					1,932.00			
	2746.06.7000.0000.0000.0000.716000						Health Insurance					
5	27467000	716002		BRD					137.00			
	2746.06.7000.0000.0000.0000.716002						OPEB - Health Care					
6	27467000	717000		BRD					14.00			
	2746.06.7000.0000.0000.0000.717000						Life Insurance					
7	27467000	718000		BRD					588.00			
	2746.06.7000.0000.0000.0000.718000						Retirement & Sick Leave					
8	27467000	719000		BRD					116.00			
	2746.06.7000.0000.0000.0000.719000						Dental Insurance					

JOURNAL INQUIRY

YEAR	PER	JOURNAL	SRC	EFF DATE	ENT DATE	JNL DESC	CLERK	ENTITY	AUTO-REV	STATUS	BUD YEAR	JNL TYPE
2012	10	225	BUA	10/01/2012	10/11/2012	PC-6C311	groth	1	N	Hist	2012	
LN	ORG	OBJECT	PROJ	REF1	REF2	REF3	ACCOUNT DESCRIPTION	LINE DESCRIPTION	DEBIT	CREDIT	OB	
9	27467000	720000					BRD		11.00			
	2746.06.7000.0000.0000.0000.720000							Worker's Compensation				
10	27467000	722000					BRD		55.00			
	2746.06.7000.0000.0000.0000.722000							Unemployment				
11	27467000	723000					BRD		27.00			
	2746.06.7000.0000.0000.0000.723000							Optical Insurance				
12	27467000	724000					BRD		28.00			
	2746.06.7000.0000.0000.0000.724000							Disability Insurance				
13	27467000	727000					BRD		85.00			
	2746.06.7000.0000.0000.0000.727000							Office Supplies				
14	27467000	730000					BRD		1,322.00			
	2746.06.7000.0000.0000.0000.730000							Postage				
15	27467000	808000					BRD		30.00			
	2746.06.7000.0000.0000.0000.808000							Service Contracts				
16	27467000	830000					BRD		42.00			
	2746.06.7000.0000.0000.0000.830000							Memberships & Dues				
17	27467000	831000					BRD		1,024.00			
	2746.06.7000.0000.0000.0000.831000							Administrative Expense				
18	27467000	831002					BRD		760.00			
	2746.06.7000.0000.0000.0000.831002							IT Charges				
19	27467000	850000					BRD		84.00			
	2746.06.7000.0000.0000.0000.850000							Telephone				
20	27467000	860000					BRD		39.00			
	2746.06.7000.0000.0000.0000.860000							Travel - Mileage				
21	27467000	861000					BRD		36.00			
	2746.06.7000.0000.0000.0000.861000							Conferences & Othr Travel				
22	27467000	910000					BRD		217.00			
	2746.06.7000.0000.0000.0000.910000							Insurance & Bonds				
23	27467000	939000					BRD		254.00			
	2746.06.7000.0000.0000.0000.939000							Building Rental				
24	27467000	940000					BRD		10.00			
	2746.06.7000.0000.0000.0000.940000							Equipment Rental				
25	2746	397701					BRD			13,520.00	1	
	2746.00.0000.0000.0000.0000.397701							Appropriations Control				
26	2746	397401					BRD		13,520.00		1	
	2746.00.0000.0000.0000.0000.397401							Estimated Revenues				
** JOURNAL TOTAL									13,520.00	13,520.00		

JOURNAL INQUIRY

YEAR	PER	JOURNAL	SRC	EFF DATE	ENT DATE	JNL DESC	CLERK	ENTITY	AUTO-REV	STATUS	BUD YEAR	JNL TYPE
2012	10	227	BUC	10/01/2012	10/11/2012	PC-6C314	groth		IN	Hist	2012	
LN	ORG	OBJECT	PROJ	REF1	REF2	REF3	LINE DESCRIPTION			DEBIT	CREDIT	OB
ACCOUNT							ACCOUNT DESCRIPTION					
1	27467000	561013		BRD								6,605.00
	2746.06.7000.0000.0000.0000.561013											
2	27467000	704000		BRD						400.00		
	2746.06.7000.0000.0000.0000.704000											
3	27467000	715000		BRD						31.00		
	2746.06.7000.0000.0000.0000.715000											
4	27467000	716000		BRD						120.00		
	2746.06.7000.0000.0000.0000.716000											
5	27467000	716002		BRD						2.00		
	2746.06.7000.0000.0000.0000.716002											
6	27467000	717000		BRD						1.00		
	2746.06.7000.0000.0000.0000.717000											
7	27467000	718000		BRD						38.00		
	2746.06.7000.0000.0000.0000.718000											
8	27467000	718001		BRD						1.00		
	2746.06.7000.0000.0000.0000.718001											
9	27467000	719000		BRD						7.00		
	2746.06.7000.0000.0000.0000.719000											
10	27467000	720000		BRD						1.00		
	2746.06.7000.0000.0000.0000.720000											
11	27467000	722000		BRD						2.00		
	2746.06.7000.0000.0000.0000.722000											
12	27467000	723000		BRD						1.00		
	2746.06.7000.0000.0000.0000.723000											
13	27467000	724000		BRD						1.00		
	2746.06.7000.0000.0000.0000.724000											
14	27467000	821000		BRD						6,000.00		
	2746.06.7000.0000.0000.0000.821000											
15	2746	397701		BRD							6,605.00	1
	2746.00.0000.0000.0000.0000.397701											
16	2746	390001		BRD						6,605.00		1
	2746.00.0000.0000.0000.0000.390001											
17	2746	397401		BRD						6,605.00		1
	2746.00.0000.0000.0000.0000.397401											
18	2746	390001		BRD							6,605.00	1
	2746.00.0000.0000.0000.0000.390001											
** JOURNAL TOTAL										13,210.00	13,210.00	

JOURNAL INQUIRY

YEAR	PER	JOURNAL	SRC	EFF DATE	ENT DATE	JNL DESC	CLERK	ENTITY	AUTO-REV	STATUS	BUD YEAR	JNL TYPE	LN	ORG	OBJECT	PROJ	REF1	REF2	REF3	LINE DESCRIPTION	DEBIT	CREDIT	OB				
2012	10	230	BUA	10/01/2012	10/11/2012	PC-6C321	groth		1N	Hist	2012																
														ACCOUNT		ACCOUNT DESCRIPTION											
													1	27467000	675010				BRD				10,000.00				
													2	27467000	843000				BRD	Donations	10,000.00						
													3	2746	397701				BRD	Client Assistance Pymts			10,000.00	1			
													4	2746	397401				BRD	Appropriations Control	10,000.00			1			
																				** JOURNAL TOTAL				10,000.00		10,000.00	

YEAR	PER	JOURNAL	SRC	EFF DATE	ENT DATE	JNL DESC	CLERK	ENTITY	AUTO-REV	STATUS	BUD YEAR	JNL TYPE	LN	ORG	OBJECT	PROJ	REF1	REF2	REF3	LINE DESCRIPTION	DEBIT	CREDIT	OB				
2012	10	238	BUA	10/01/2012	10/16/2012	PC-6W303	groth		1N	Hist	2012																
														ACCOUNT		ACCOUNT DESCRIPTION											
													1	27457320	561000				BRD				50,959.00				
													2	27457320	808000				BRD	State of Mich - welfare	9,000.00						
													3	27457320	939000				BRD	Service Contracts	41,959.00						
													4	2745	397701				BRD	Building Rental			50,959.00	1			
													5	2745	397401				BRD	Appropriations Control	50,959.00			1			
																				** JOURNAL TOTAL				50,959.00		50,959.00	

YEAR	PER	JOURNAL	SRC	EFF DATE	ENT DATE	JNL DESC	CLERK	ENTITY	AUTO-REV	STATUS	BUD YEAR	JNL TYPE	LN	ORG	OBJECT	PROJ	REF1	REF2	REF3	LINE DESCRIPTION	DEBIT	CREDIT	OB				
2012	10	239	BUA	10/01/2012	10/11/2012	PC-6W313	Molendyk		1N	Hist	2012																
														ACCOUNT		ACCOUNT DESCRIPTION											
													1	27457320	561000				BRD				25,000.00				
													2	27457320	859000				BRD	State of Mich - welfare	25,000.00						
																				** JOURNAL TOTAL				25,000.00		25,000.00	



JOURNAL INQUIRY

YEAR	PER	JOURNAL	SRC	EFF DATE	ENT DATE	JNL DESC	CLERK	ENTITY	AUTO-REV	STATUS	BUD YEAR	JNL TYPE
2012	10	239	BUA	10/01/2012	10/11/2012	PC-6w313	Mołendyk	1	N	Hist	2012	
LN	ORG	OBJECT	PROJ	REF1	REF2	REF3	ACCOUNT DESCRIPTION	LINE DESCRIPTION	DEBIT	CREDIT	OB	
3	2745	397401		BRD					25,000.00		1	
	2745.00.0000.0000.0000.0000.397401						Estimated Revenues					
4	2745	390001		BRD						25,000.00	1	
	2745.00.0000.0000.0000.0000.390001						Budgetary Fund Balance					
5	2745	397701		BRD						25,000.00	1	
	2745.00.0000.0000.0000.0000.397701						Appropriations Control					
6	2745	390001		BRD					25,000.00		1	
	2745.00.0000.0000.0000.0000.390001						Budgetary Fund Balance					
** JOURNAL TOTAL									50,000.00	50,000.00		

YEAR	PER	JOURNAL	SRC	EFF DATE	ENT DATE	JNL DESC	CLERK	ENTITY	AUTO-REV	STATUS	BUD YEAR	JNL TYPE
2012	10	241	BUA	10/01/2012	10/11/2012	PC-6w315	Mołendyk	1N		Hist	2012	
LN	ORG	OBJECT	PROJ	REF1	REF2	REF3	ACCOUNT DESCRIPTION	LINE DESCRIPTION	DEBIT	CREDIT	OB	
1	2745	7320	561000	BRD							1,278.00	
	2745.06.7320.0000.0000.0000.561000						State Of Mich - welfare					
2	2745	7320	842001	BRD					1,278.00			
	2745.06.7320.0000.0000.0000.842001						Supportive Services					
3	2745	397401		BRD					1,278.00		1	
	2745.00.0000.0000.0000.0000.397401						Estimated Revenues					
4	2745	390001		BRD						1,278.00	1	
	2745.00.0000.0000.0000.0000.390001						Budgetary Fund Balance					
5	2745	397701		BRD						1,278.00	1	
	2745.00.0000.0000.0000.0000.397701						Appropriations Control					
6	2745	390001		BRD					1,278.00		1	
	2745.00.0000.0000.0000.0000.390001						Budgetary Fund Balance					
** JOURNAL TOTAL									2,556.00	2,556.00		

YEAR	PER	JOURNAL	SRC	EFF DATE	ENT DATE	JNL DESC	CLERK	ENTITY	AUTO-REV	STATUS	BUD YEAR	JNL TYPE
2012	10	243	BUA	10/01/2012	10/16/2012	PC-6w309	groth	1N		Hist	2012	
LN	ORG	OBJECT	PROJ	REF1	REF2	REF3	ACCOUNT DESCRIPTION	LINE DESCRIPTION	DEBIT	CREDIT	OB	
1	2745	7320	561000	BRD							770,000.00	
	2745.06.7320.0000.0000.0000.561000						State Of Mich - welfare					

JOURNAL INQUIRY

YEAR	PER	JOURNAL	SRC	EFF DATE	ENT DATE	JNL DESC	CLERK	ENTITY	AUTO-REV	STATUS	BUD YEAR	JNL TYPE
2012	10	243	BUA	10/01/2012	10/16/2012	PC-6W309	groth	1	N	Hist	2012	
LN	ORG	OBJECT	PROJ	REF1	REF2	REF3	ACCOUNT DESCRIPTION	LINE DESCRIPTION	DEBIT	CREDIT	OB	
2	27457320	704000					BRD				19,810.00	
	2745.06.7320.0000.0000.0000.704000							Salaries - Regular				
3	27457320	715000					BRD				1,515.00	
	2745.06.7320.0000.0000.0000.715000							Social Security				
4	27457320	716000					BRD				4,208.00	
	2745.06.7320.0000.0000.0000.716000							Health Insurance				
5	27457320	716002					BRD				83.00	
	2745.06.7320.0000.0000.0000.716002							OPEB - Health Care				
6	27457320	717000					BRD				59.00	
	2745.06.7320.0000.0000.0000.717000							Life Insurance				
7	27457320	718000					BRD				3,172.00	
	2745.06.7320.0000.0000.0000.718000							Retirement & Sick Leave				
8	27457320	719000					BRD				244.00	
	2745.06.7320.0000.0000.0000.719000							Dental Insurance				
9	27457320	720000					BRD				5.00	
	2745.06.7320.0000.0000.0000.720000							Worker's Compensation				
10	27457320	722000					BRD				102.00	
	2745.06.7320.0000.0000.0000.722000							Unemployment				
11	27457320	723000					BRD				44.00	
	2745.06.7320.0000.0000.0000.723000							Optical Insurance				
12	27457320	724000					BRD				55.00	
	2745.06.7320.0000.0000.0000.724000							Disability Insurance				
13	27457320	727000					BRD				750.00	
	2745.06.7320.0000.0000.0000.727000							Office Supplies				
14	27457320	728000					BRD				500.00	
	2745.06.7320.0000.0000.0000.728000							Printing & Binding				
15	27457320	730000					BRD				250.00	
	2745.06.7320.0000.0000.0000.730000							Postage				
16	27457320	739000					BRD				500.00	
	2745.06.7320.0000.0000.0000.739000							Operational Supplies				
17	27457320	808000					BRD				500.00	
	2745.06.7320.0000.0000.0000.808000							Service Contracts				
18	27457320	821000					BRD				35,000.00	
	2745.06.7320.0000.0000.0000.821000							Contractual - Other				
19	27457320	821000					BRD				700,000.00	
	2745.06.7320.0000.0000.0000.821000							Contractual - Other				
20	27457320	831000					BRD				900.00	
	2745.06.7320.0000.0000.0000.831000							Administrative Expense				
21	27457320	831002					BRD				750.00	
	2745.06.7320.0000.0000.0000.831002							IT Charges				
22	27457320	850000					BRD				200.00	
	2745.06.7320.0000.0000.0000.850000							Telephone				

JOURNAL INQUIRY

YEAR	PER	JOURNAL	SRC	EFF DATE	ENT DATE	JNL DESC	CLERK	ENTITY	AUTO-REV	STATUS	BUD YEAR	JNL TYPE
2012	10	243	BUA	10/01/2012	10/16/2012	PC-6W309	groth	1	N	Hist	2012	
LN	ORG	OBJECT	PROJ	REF1	REF2	REF3	ACCOUNT DESCRIPTION	LINE DESCRIPTION	DEBIT	CREDIT	OB	
23	27457320	860000			BRD				150.00			
					2745.06.7320.0000.0000.0000.860000		Travel - Mileage					
24	27457320	939000			BRD				1,203.00			
					2745.06.7320.0000.0000.0000.939000		Building Rental					
25	2745	397701			BRD					770,000.00	1	
					2745.00.0000.0000.0000.0000.397701		Appropriations Control					
26	2745	397401			BRD				770,000.00		1	
					2745.00.0000.0000.0000.0000.397401		Estimated Revenues					
** JOURNAL TOTAL									770,000.00	770,000.00		

YEAR	PER	JOURNAL	SRC	EFF DATE	ENT DATE	JNL DESC	CLERK	ENTITY	AUTO-REV	STATUS	BUD YEAR	JNL TYPE
2012	10	244	BUA	10/01/2012	10/16/2012	PC-6W310	groth	1N		Hist	2012	
LN	ORG	OBJECT	PROJ	REF1	REF2	REF3	ACCOUNT DESCRIPTION	LINE DESCRIPTION	DEBIT	CREDIT	OB	
1	27457320	561000			BRD						100,690.00	
					2745.06.7320.0000.0000.0000.561000		State Of Mich - welfare					
2	27457320	704000			BRD				6,103.00			
					2745.06.7320.0000.0000.0000.704000		Salaries - Regular					
3	27457320	704000			BRD				46,425.00			
					2745.06.7320.0000.0000.0000.704000		Salaries - Regular					
4	27457320	715000			BRD				4,260.00			
					2745.06.7320.0000.0000.0000.715000		Social Security					
5	27457320	715000			BRD				466.00			
					2745.06.7320.0000.0000.0000.715000		Social Security					
6	27457320	716000			BRD				2,536.00			
					2745.06.7320.0000.0000.0000.716000		Health Insurance					
7	27457320	716000			BRD				10,095.00			
					2745.06.7320.0000.0000.0000.716000		Health Insurance					
8	27457320	716002			BRD				211.00			
					2745.06.7320.0000.0000.0000.716002		OPEB - Health Care					
9	27457320	716002			BRD				45.00			
					2745.06.7320.0000.0000.0000.716002		OPEB - Health Care					
10	27457320	717000			BRD				13.00			
					2745.06.7320.0000.0000.0000.717000		Life Insurance					
11	27457320	717000			BRD				67.00			
					2745.06.7320.0000.0000.0000.717000		Life Insurance					
12	27457320	718000			BRD				2,042.00			
					2745.06.7320.0000.0000.0000.718000		Retirement & Sick Leave					

JOURNAL INQUIRY

YEAR	PER	JOURNAL	SRC	EFF DATE	ENT DATE	JNL DESC	CLERK	ENTITY	AUTO-REV	STATUS	BUD YEAR	JNL TYPE
2012	10	244	BUA	10/01/2012	10/16/2012	PC-6W310	groth	1	N	Hist	2012	
LN	ORG	OBJECT	PROJ	REF1	REF2	REF3	ACCOUNT DESCRIPTION	LINE DESCRIPTION	DEBIT	CREDIT	OB	
13	27457320	718000					BRD		365.00			
	2745.06.7320.0000.0000.0000.718000							Retirement & Sick Leave				
14	27457320	719000					BRD		129.00			
	2745.06.7320.0000.0000.0000.719000							Dental Insurance				
15	27457320	719000					BRD		611.00			
	2745.06.7320.0000.0000.0000.719000							Dental Insurance				
16	27457320	720000					BRD		10.00			
	2745.06.7320.0000.0000.0000.720000							Worker's Compensation				
17	27457320	720000					BRD		2.00			
	2745.06.7320.0000.0000.0000.720000							Worker's Compensation				
18	27457320	722000					BRD		30.00			
	2745.06.7320.0000.0000.0000.722000							Unemployment				
19	27457320	722000					BRD		208.00			
	2745.06.7320.0000.0000.0000.722000							Unemployment				
20	27457320	723000					BRD		110.00			
	2745.06.7320.0000.0000.0000.723000							Optical Insurance				
21	27457320	723000					BRD		25.00			
	2745.06.7320.0000.0000.0000.723000							Optical Insurance				
22	27457320	724000					BRD		17.00			
	2745.06.7320.0000.0000.0000.724000							Disability Insurance				
23	27457320	724000					BRD		94.00			
	2745.06.7320.0000.0000.0000.724000							Disability Insurance				
24	27457320	727000					BRD		358.00			
	2745.06.7320.0000.0000.0000.727000							Office Supplies				
25	27457320	727000					BRD		43.00			
	2745.06.7320.0000.0000.0000.727000							Office Supplies				
26	27457320	728000					BRD		46.00			
	2745.06.7320.0000.0000.0000.728000							Printing & Binding				
27	27457320	728000					BRD		228.00			
	2745.06.7320.0000.0000.0000.728000							Printing & Binding				
28	27457320	730000					BRD		183.00			
	2745.06.7320.0000.0000.0000.730000							Postage				
29	27457320	730000					BRD		61.00			
	2745.06.7320.0000.0000.0000.730000							Postage				
30	27457320	739000					BRD		309.00			
	2745.06.7320.0000.0000.0000.739000							Operational Supplies				
31	27457320	739000					BRD		1,721.00			
	2745.06.7320.0000.0000.0000.739000							Operational Supplies				
32	27457320	808000					BRD		1,900.00			
	2745.06.7320.0000.0000.0000.808000							Service Contracts				
33	27457320	808000					BRD		230.00			
	2745.06.7320.0000.0000.0000.808000							Service Contracts				

JOURNAL INQUIRY

YEAR	PER	JOURNAL	SRC	EFF DATE	ENT DATE	JNL DESC	CLERK	ENTITY	AUTO-REV	STATUS	BUD YEAR	JNL TYPE
2012	10	244	BUA	10/01/2012	10/16/2012	PC-6W310	groth	1	N	Hist	2012	
LN	ORG	OBJECT	PROJ	REF1	REF2	REF3	ACCOUNT DESCRIPTION	LINE DESCRIPTION	DEBIT	CREDIT	OB	
34	27457320	830000		BRD					21.00			
	2745.06.7320.0000.0000.0000.830000						Memberships & Dues					
35	27457320	830000		BRD					63.00			
	2745.06.7320.0000.0000.0000.830000						Memberships & Dues					
36	27457320	831000		BRD					2,137.00			
	2745.06.7320.0000.0000.0000.831000						Administrative Expense					
37	27457320	831000		BRD					713.00			
	2745.06.7320.0000.0000.0000.831000						Administrative Expense					
38	27457320	831002		BRD					376.00			
	2745.06.7320.0000.0000.0000.831002						IT Charges					
39	27457320	831002		BRD					1,127.00			
	2745.06.7320.0000.0000.0000.831002						IT Charges					
40	27457320	844004		BRD					5,148.00			
	2745.06.7320.0000.0000.0000.844004						Other Training					
41	27457320	850000		BRD					126.00			
	2745.06.7320.0000.0000.0000.850000						Telephone					
42	27457320	850000		BRD					42.00			
	2745.06.7320.0000.0000.0000.850000						Telephone					
43	27457320	860000		BRD					126.00			
	2745.06.7320.0000.0000.0000.860000						Travel - Mileage					
44	27457320	860000		BRD					379.00			
	2745.06.7320.0000.0000.0000.860000						Travel - Mileage					
45	27457320	861000		BRD					280.00			
	2745.06.7320.0000.0000.0000.861000						Conferences & Othr Travel					
46	27457320	861000		BRD					94.00			
	2745.06.7320.0000.0000.0000.861000						Conferences & Othr Travel					
47	27457320	910000		BRD					131.00			
	2745.06.7320.0000.0000.0000.910000						Insurance & Bonds					
48	27457320	939000		BRD					153.00			
	2745.06.7320.0000.0000.0000.939000						Building Rental					
49	27457320	939000		BRD					10,825.00			
	2745.06.7320.0000.0000.0000.939000						Building Rental					
50	27457320	940000		BRD					6.00			
	2745.06.7320.0000.0000.0000.940000						Equipment Rental					
51	2745	397701		BRD						100,690.00	1	
	2745.00.0000.0000.0000.0000.397701						Appropriations Control					
52	2745	397401		BRD					100,690.00		1	
	2745.00.0000.0000.0000.0000.397401						Estimated Revenues					
** JOURNAL TOTAL									100,690.00	100,690.00		

JOURNAL INQUIRY

YEAR	PER	JOURNAL	SRC	EFF DATE	ENT DATE	JNL DESC	CLERK	ENTITY	AUTO-REV	STATUS	BUD YEAR	JNL TYPE
2012	10	245	BUA	10/01/2012	10/16/2012	PC-6W311	groth		IN	Hist	2012	
LN	ORG	OBJECT	PROJ	REF1	REF2	REF3	LINE DESCRIPTION			DEBIT	CREDIT	OB
ACCOUNT							ACCOUNT DESCRIPTION					
1	27457320	561000			BRD						1,128,411.00	
	2745.06.7320.0000.0000.0000.561000						State Of Mich - Welfare					
2	27457320	704000			BRD					4,427.00		
	2745.06.7320.0000.0000.0000.704000						Salaries - Regular					
3	27457320	704000			BRD					46,135.00		
	2745.06.7320.0000.0000.0000.704000						Salaries - Regular					
4	27457320	715000			BRD					3,541.00		
	2745.06.7320.0000.0000.0000.715000						Social Security					
5	27457320	715000			BRD					339.00		
	2745.06.7320.0000.0000.0000.715000						Social Security					
6	27457320	716000			BRD					1,201.00		
	2745.06.7320.0000.0000.0000.716000						Health Insurance					
7	27457320	716000			BRD					11,001.00		
	2745.06.7320.0000.0000.0000.716000						Health Insurance					
8	27457320	716002			BRD					216.00		
	2745.06.7320.0000.0000.0000.716002						OPEB - Health Care					
9	27457320	716002			BRD					24.00		
	2745.06.7320.0000.0000.0000.716002						OPEB - Health Care					
10	27457320	717000			BRD					13.00		
	2745.06.7320.0000.0000.0000.717000						Life Insurance					
11	27457320	717000			BRD					117.00		
	2745.06.7320.0000.0000.0000.717000						Life Insurance					
12	27457320	718000			BRD					5,005.00		
	2745.06.7320.0000.0000.0000.718000						Retirement & Sick Leave					
13	27457320	718000			BRD					709.00		
	2745.06.7320.0000.0000.0000.718000						Retirement & Sick Leave					
14	27457320	718001			BRD					177.00		
	2745.06.7320.0000.0000.0000.718001						457 Plan Contribution					
15	27457320	719000			BRD					639.00		
	2745.06.7320.0000.0000.0000.719000						Dental Insurance					
16	27457320	719000			BRD					70.00		
	2745.06.7320.0000.0000.0000.719000						Dental Insurance					
17	27457320	720000			BRD					1.00		
	2745.06.7320.0000.0000.0000.720000						Worker's Compensation					
18	27457320	720000			BRD					11.00		
	2745.06.7320.0000.0000.0000.720000						Worker's Compensation					
19	27457320	721000			BRD					75.00		
	2745.06.7320.0000.0000.0000.721000						Longevity					
20	27457320	722000			BRD					238.00		
	2745.06.7320.0000.0000.0000.722000						Unemployment					
21	27457320	722000			BRD					23.00		
	2745.06.7320.0000.0000.0000.722000						Unemployment					

JOURNAL INQUIRY

YEAR	PER	JOURNAL	SRC	EFF DATE	ENT DATE	JNL DESC	CLERK	ENTITY	AUTO-REV	STATUS	BUD YEAR	JNL TYPE
2012	10	245	BUA	10/01/2012	10/16/2012	PC-6W311	groth	1	N	Hist	2012	
LN	ORG	OBJECT	PROJ	REF1	REF2	REF3	ACCOUNT DESCRIPTION	LINE DESCRIPTION	DEBIT	CREDIT	OB	
22	27457320	723000					BRD				13.00	
	2745.06.7320.0000.0000.0000.723000							Optical Insurance				
23	27457320	723000					BRD				115.00	
	2745.06.7320.0000.0000.0000.723000							Optical Insurance				
24	27457320	724000					BRD				127.00	
	2745.06.7320.0000.0000.0000.724000							Disability Insurance				
25	27457320	724000					BRD				12.00	
	2745.06.7320.0000.0000.0000.724000							Disability Insurance				
26	27457320	739000					BRD				2,000.00	
	2745.06.7320.0000.0000.0000.739000							Operational Supplies				
27	27457320	739000					BRD				4,500.00	
	2745.06.7320.0000.0000.0000.739000							Operational Supplies				
28	27457320	739000					BRD				8,000.00	
	2745.06.7320.0000.0000.0000.739000							Operational Supplies				
29	27457320	739000					BRD				8,100.00	
	2745.06.7320.0000.0000.0000.739000							Operational Supplies				
30	27457320	808000					BRD				8,700.00	
	2745.06.7320.0000.0000.0000.808000							Service Contracts				
31	27457320	808000					BRD				60,158.00	
	2745.06.7320.0000.0000.0000.808000							Service Contracts				
32	27457320	808000					BRD				10,080.00	
	2745.06.7320.0000.0000.0000.808000							Service Contracts				
33	27457320	808000					BRD				38,625.00	
	2745.06.7320.0000.0000.0000.808000							Service Contracts				
34	27457320	808000					BRD				15,065.00	
	2745.06.7320.0000.0000.0000.808000							Service Contracts				
35	27457320	808000					BRD				25,340.00	
	2745.06.7320.0000.0000.0000.808000							Service Contracts				
36	27457320	808000					BRD				2,200.00	
	2745.06.7320.0000.0000.0000.808000							Service Contracts				
37	27457320	808000					BRD				42,450.00	
	2745.06.7320.0000.0000.0000.808000							Service Contracts				
38	27457320	808000					BRD				2,250.00	
	2745.06.7320.0000.0000.0000.808000							Service Contracts				
39	27457320	808000					BRD				200,000.00	
	2745.06.7320.0000.0000.0000.808000							Service Contracts				
40	27457320	808000					BRD				37,008.00	
	2745.06.7320.0000.0000.0000.808000							Service Contracts				
41	27457320	808000					BRD				7,000.00	
	2745.06.7320.0000.0000.0000.808000							Service Contracts				
42	27457320	808000					BRD				56,980.00	
	2745.06.7320.0000.0000.0000.808000							Service Contracts				

JOURNAL INQUIRY

YEAR	PER	JOURNAL	SRC	EFF DATE	ENT DATE	JNL DESC	CLERK	ENTITY	AUTO-REV	STATUS	BUD YEAR	JNL TYPE
2012	10	245	BUA	10/01/2012	10/16/2012	PC-6W311	groth	1	N	Hist	2012	
LN	ORG	OBJECT	PROJ	REF1	REF2	REF3	ACCOUNT DESCRIPTION	LINE DESCRIPTION	DEBIT	CREDIT	OB	
43	27457320	808000		BRD					80,640.00			
	2745.06.7320.0000.0000.0000.808000						Service Contracts					
44	27457320	808000		BRD					72,000.00			
	2745.06.7320.0000.0000.0000.808000						Service Contracts					
45	27457320	831000		BRD					3,102.00			
	2745.06.7320.0000.0000.0000.831000						Administrative Expense					
46	27457320	831002		BRD					1,924.00			
	2745.06.7320.0000.0000.0000.831002						IT Charges					
47	27457320	844005		BRD					26,573.00			
	2745.06.7320.0000.0000.0000.844005						Administration-Sub Agents					
48	27457320	850000		BRD					2,000.00			
	2745.06.7320.0000.0000.0000.850000						Telephone					
49	27457320	859000		BRD					21,600.00			
	2745.06.7320.0000.0000.0000.859000						Transportation Charges					
50	27457320	859000		BRD					13,000.00			
	2745.06.7320.0000.0000.0000.859000						Transportation Charges					
51	27457320	860000		BRD					2,500.00			
	2745.06.7320.0000.0000.0000.860000						Travel - Mileage					
52	27457320	860000		BRD					500.00			
	2745.06.7320.0000.0000.0000.860000						Travel - Mileage					
53	27457320	861000		BRD					1,000.00			
	2745.06.7320.0000.0000.0000.861000						Conferences & Othr Travel					
54	27457320	939000		BRD					79,968.00			
	2745.06.7320.0000.0000.0000.939000						Building Rental					
55	27457320	939000		BRD					219,690.00			
	2745.06.7320.0000.0000.0000.939000						Building Rental					
56	27457320	939000		BRD					1,229.00			
	2745.06.7320.0000.0000.0000.939000						Building Rental					
57	2745	397701		BRD						1,101,838.00	1	
	2745.00.0000.0000.0000.0000.397701						Appropriations Control					
58	2745	397401		BRD					1,128,411.00		1	
	2745.00.0000.0000.0000.0000.397401						Estimated Revenues					
59	2745	390001		BRD						26,573.00	1	
	2745.00.0000.0000.0000.0000.390001						Budgetary Fund Balance					
60	2745	397701		BRD						26,573.00	1	
	2745.00.0000.0000.0000.0000.397701						Appropriations Control					
61	2745	390001		BRD					26,573.00		1	
	2745.00.0000.0000.0000.0000.390001						Budgetary Fund Balance					
** JOURNAL TOTAL									1,154,984.00	1,154,984.00		



JOURNAL INQUIRY

YEAR	PER	JOURNAL	SRC	EFF DATE	ENT DATE	JNL DESC	CLERK	ENTITY	AUTO-REV	STATUS	BUD YEAR	JNL TYPE	
2012	10	246	BUA	10/01/2012	10/11/2012	PC-6W314	MoLendyk		IN	Hist	2012		
LN	ORG	OBJECT	PROJ	REF1	REF2	REF3	LINE DESCRIPTION				DEBIT	CREDIT	OB
ACCOUNT							ACCOUNT DESCRIPTION						
1	27457320	561000		BRD								44,985.00	
	2745.06.7320.0000.0000.0000.561000	State Of Mich - Welfare											
2	27457320	704000		BRD							2,397.00		
	2745.06.7320.0000.0000.0000.704000	Salaries - Regular											
3	27457320	704000		BRD							22,617.00		
	2745.06.7320.0000.0000.0000.704000	Salaries - Regular											
4	27457320	715000		BRD							1,738.00		
	2745.06.7320.0000.0000.0000.715000	Social Security											
5	27457320	715000		BRD							184.00		
	2745.06.7320.0000.0000.0000.715000	Social Security											
6	27457320	716000		BRD							696.00		
	2745.06.7320.0000.0000.0000.716000	Health Insurance											
7	27457320	716000		BRD							6,493.00		
	2745.06.7320.0000.0000.0000.716000	Health Insurance											
8	27457320	716002		BRD							128.00		
	2745.06.7320.0000.0000.0000.716002	OPEB - Health Care											
9	27457320	716002		BRD							14.00		
	2745.06.7320.0000.0000.0000.716002	OPEB - Health Care											
10	27457320	717000		BRD							7.00		
	2745.06.7320.0000.0000.0000.717000	Life Insurance											
11	27457320	717000		BRD							68.00		
	2745.06.7320.0000.0000.0000.717000	Life Insurance											
12	27457320	718000		BRD							3,637.00		
	2745.06.7320.0000.0000.0000.718000	Retirement & Sick Leave											
13	27457320	718000		BRD							384.00		
	2745.06.7320.0000.0000.0000.718000	Retirement & Sick Leave											
14	27457320	718001		BRD							16.00		
	2745.06.7320.0000.0000.0000.718001	457 Plan Contribution											
15	27457320	719000		BRD							41.00		
	2745.06.7320.0000.0000.0000.719000	Dental Insurance											
16	27457320	719000		BRD							412.00		
	2745.06.7320.0000.0000.0000.719000	Dental Insurance											
17	27457320	720000		BRD							5.00		
	2745.06.7320.0000.0000.0000.720000	Worker's Compensation											
18	27457320	720000		BRD							2.00		
	2745.06.7320.0000.0000.0000.720000	Worker's Compensation											
19	27457320	722000		BRD							13.00		
	2745.06.7320.0000.0000.0000.722000	Unemployment											
20	27457320	722000		BRD							128.00		
	2745.06.7320.0000.0000.0000.722000	Unemployment											
21	27457320	723000		BRD							74.00		
	2745.06.7320.0000.0000.0000.723000	Optical Insurance											

JOURNAL INQUIRY

YEAR	PER	JOURNAL	SRC	EFF DATE	ENT DATE	JNL DESC	CLERK	ENTITY	AUTO-REV	STATUS	BUD YEAR	JNL TYPE
2012	10	246	BUA	10/01/2012	10/11/2012	PC-6W314	MoIendyk	1	N	Hist	2012	
LN	ORG	OBJECT	PROJ	REF1	REF2	REF3	ACCOUNT DESCRIPTION	LINE DESCRIPTION	DEBIT	CREDIT	OB	
22	27457320	723000		BRD					7.00			
	2745.06.7320.0000.0000.0000.723000						Optical Insurance					
23	27457320	724000		BRD					7.00			
	2745.06.7320.0000.0000.0000.724000						Disability Insurance					
24	27457320	724000		BRD					68.00			
	2745.06.7320.0000.0000.0000.724000						Disability Insurance					
25	27457320	727000		BRD					450.00			
	2745.06.7320.0000.0000.0000.727000						Office Supplies					
26	27457320	727000		BRD					30.00			
	2745.06.7320.0000.0000.0000.727000						Office Supplies					
27	27457320	728000		BRD					250.00			
	2745.06.7320.0000.0000.0000.728000						Printing & Binding					
28	27457320	730000		BRD					100.00			
	2745.06.7320.0000.0000.0000.730000						Postage					
29	27457320	739000		BRD					150.00			
	2745.06.7320.0000.0000.0000.739000						Operational Supplies					
30	27457320	739000		BRD					25.00			
	2745.06.7320.0000.0000.0000.739000						Operational Supplies					
31	27457320	808000		BRD					50.00			
	2745.06.7320.0000.0000.0000.808000						Service Contracts					
32	27457320	808000		BRD					1,967.00			
	2745.06.7320.0000.0000.0000.808000						Service Contracts					
33	27457320	850000		BRD					200.00			
	2745.06.7320.0000.0000.0000.850000						Telephone					
34	27457320	850000		BRD					25.00			
	2745.06.7320.0000.0000.0000.850000						Telephone					
35	27457320	860000		BRD					100.00			
	2745.06.7320.0000.0000.0000.860000						Travel - Mileage					
36	27457320	939000		BRD					1,902.00			
	2745.06.7320.0000.0000.0000.939000						Building Rental					
37	27457320	939000		BRD					600.00			
	2745.06.7320.0000.0000.0000.939000						Building Rental					
38	2745	397701		BRD						33,374.00	1	
	2745.00.0000.0000.0000.0000.397701						Appropriations Control					
39	2745	397401		BRD					44,985.00		1	
	2745.00.0000.0000.0000.0000.397401						Estimated Revenues					
40	2745	390001		BRD						11,611.00	1	
	2745.00.0000.0000.0000.0000.390001						Budgetary Fund Balance					
41	2745	397701		BRD						11,611.00	1	
	2745.00.0000.0000.0000.0000.397701						Appropriations Control					
42	2745	390001		BRD					11,611.00		1	
	2745.00.0000.0000.0000.0000.390001						Budgetary Fund Balance					
** JOURNAL TOTAL									56,596.00	56,596.00		

JOURNAL INQUIRY

YEAR	PER	JOURNAL	SRC	EFF DATE	ENT DATE	JNL DESC	CLERK	ENTITY	AUTO-REV	STATUS	BUD YEAR	JNL TYPE	
2012	10	247	BUA	10/01/2012	10/16/2012	PC-6W312	groth		IN	Hist	2012		
LN	ORG	OBJECT	PROJ	REF1	REF2	REF3	LINE DESCRIPTION				DEBIT	CREDIT	OB
ACCOUNT							ACCOUNT DESCRIPTION						
1	27457320	561000			BRD							400,029.00	
	2745.06.7320.0000.0000.0000.561000	State Of Mich - Welfare											
2	27457320	704000			BRD						102,933.00		
	2745.06.7320.0000.0000.0000.704000	Salaries - Regular											
3	27457320	704000			BRD						24,316.00		
	2745.06.7320.0000.0000.0000.704000	Salaries - Regular											
4	27457320	704000			BRD						26,519.00		
	2745.06.7320.0000.0000.0000.704000	Salaries - Regular											
5	27457320	715000			BRD						2,029.00		
	2745.06.7320.0000.0000.0000.715000	Social Security											
6	27457320	715000			BRD						1,861.00		
	2745.06.7320.0000.0000.0000.715000	Social Security											
7	27457320	715000			BRD						7,875.00		
	2745.06.7320.0000.0000.0000.715000	Social Security											
8	27457320	716000			BRD						23,928.00		
	2745.06.7320.0000.0000.0000.716000	Health Insurance											
9	27457320	716000			BRD						10,143.00		
	2745.06.7320.0000.0000.0000.716000	Health Insurance											
10	27457320	716000			BRD						8,506.00		
	2745.06.7320.0000.0000.0000.716000	Health Insurance											
11	27457320	716002			BRD						179.00		
	2745.06.7320.0000.0000.0000.716002	OPEB - Health Care											
12	27457320	716002			BRD						179.00		
	2745.06.7320.0000.0000.0000.716002	OPEB - Health Care											
13	27457320	716002			BRD						503.00		
	2745.06.7320.0000.0000.0000.716002	OPEB - Health Care											
14	27457320	717000			BRD						160.00		
	2745.06.7320.0000.0000.0000.717000	Life Insurance											
15	27457320	717000			BRD						49.00		
	2745.06.7320.0000.0000.0000.717000	Life Insurance											
16	27457320	717000			BRD						59.00		
	2745.06.7320.0000.0000.0000.717000	Life Insurance											
17	27457320	718000			BRD						1,609.00		
	2745.06.7320.0000.0000.0000.718000	Retirement & Sick Leave											
18	27457320	718000			BRD						1,459.00		
	2745.06.7320.0000.0000.0000.718000	Retirement & Sick Leave											
19	27457320	718000			BRD						4,842.00		
	2745.06.7320.0000.0000.0000.718000	Retirement & Sick Leave											
20	27457320	719000			BRD						1,450.00		
	2745.06.7320.0000.0000.0000.719000	Dental Insurance											
21	27457320	719000			BRD						515.00		
	2745.06.7320.0000.0000.0000.719000	Dental Insurance											

JOURNAL INQUIRY

YEAR	PER	JOURNAL	SRC	EFF DATE	ENT DATE	JNL DESC	CLERK	ENTITY	AUTO-REV	STATUS	BUD YEAR	JNL TYPE
2012	10	247	BUA	10/01/2012	10/16/2012	PC-6W312	groth	1	N	Hist	2012	
LN	ORG	OBJECT	PROJ	REF1	REF2	REF3	ACCOUNT DESCRIPTION	LINE DESCRIPTION	DEBIT	CREDIT	OB	
22	27457320	719000					BRD		515.00			
	2745.06.7320.0000.0000.0000.0000.719000							Dental Insurance				
23	27457320	720000					BRD		6.00			
	2745.06.7320.0000.0000.0000.0000.720000							worker's Compensation				
24	27457320	720000					BRD		6.00			
	2745.06.7320.0000.0000.0000.0000.720000							worker's Compensation				
25	27457320	720000					BRD		24.00			
	2745.06.7320.0000.0000.0000.0000.720000							worker's Compensation				
26	27457320	722000					BRD		495.00			
	2745.06.7320.0000.0000.0000.0000.722000							Unemployment				
27	27457320	722000					BRD		117.00			
	2745.06.7320.0000.0000.0000.0000.722000							Unemployment				
28	27457320	722000					BRD		117.00			
	2745.06.7320.0000.0000.0000.0000.722000							Unemployment				
29	27457320	723000					BRD		93.00			
	2745.06.7320.0000.0000.0000.0000.723000							Optical Insurance				
30	27457320	723000					BRD		93.00			
	2745.06.7320.0000.0000.0000.0000.723000							Optical Insurance				
31	27457320	723000					BRD		262.00			
	2745.06.7320.0000.0000.0000.0000.723000							Optical Insurance				
32	27457320	724000					BRD		226.00			
	2745.06.7320.0000.0000.0000.0000.724000							Disability Insurance				
33	27457320	724000					BRD		68.00			
	2745.06.7320.0000.0000.0000.0000.724000							Disability Insurance				
34	27457320	724000					BRD		68.00			
	2745.06.7320.0000.0000.0000.0000.724000							Disability Insurance				
35	27457320	727000					BRD		400.00			
	2745.06.7320.0000.0000.0000.0000.727000							Office Supplies				
36	27457320	727000					BRD		170.00			
	2745.06.7320.0000.0000.0000.0000.727000							Office Supplies				
37	27457320	727000					BRD		524.00			
	2745.06.7320.0000.0000.0000.0000.727000							Office Supplies				
38	27457320	728000					BRD		759.00			
	2745.06.7320.0000.0000.0000.0000.728000							Printing & Binding				
39	27457320	728000					BRD		184.00			
	2745.06.7320.0000.0000.0000.0000.728000							Printing & Binding				
40	27457320	728000					BRD		400.00			
	2745.06.7320.0000.0000.0000.0000.728000							Printing & Binding				
41	27457320	730000					BRD		200.00			
	2745.06.7320.0000.0000.0000.0000.730000							Postage				
42	27457320	730000					BRD		244.00			
	2745.06.7320.0000.0000.0000.0000.730000							Postage				

JOURNAL INQUIRY

YEAR	PER	JOURNAL	SRC	EFF DATE	ENT DATE	JNL DESC	CLERK	ENTITY	AUTO-REV	STATUS	BUD YEAR	JNL TYPE
2012	10	247	BUA	10/01/2012	10/16/2012	PC-6W312	groth	1	N	Hist	2012	
LN	ORG	OBJECT	PROJ	REF1	REF2	REF3	ACCOUNT DESCRIPTION	LINE DESCRIPTION	DEBIT	CREDIT	OB	
43	27457320	730000					BRD		610.00			
	2745.06.7320.0000.0000.0000.730000							Postage				
44	27457320	739000					BRD		2,070.00			
	2745.06.7320.0000.0000.0000.739000							Operational Supplies				
45	27457320	739000					BRD		1,235.00			
	2745.06.7320.0000.0000.0000.739000							Operational Supplies				
46	27457320	739000					BRD		27,484.00			
	2745.06.7320.0000.0000.0000.739000							Operational Supplies				
47	27457320	808000					BRD		11,250.00			
	2745.06.7320.0000.0000.0000.808000							Service Contracts				
48	27457320	808000					BRD		920.00			
	2745.06.7320.0000.0000.0000.808000							Service Contracts				
49	27457320	808000					BRD		3,000.00			
	2745.06.7320.0000.0000.0000.808000							Service Contracts				
50	27457320	830000					BRD		210.00			
	2745.06.7320.0000.0000.0000.830000							Memberships & Dues				
51	27457320	830000					BRD		84.00			
	2745.06.7320.0000.0000.0000.830000							Memberships & Dues				
52	27457320	831000					BRD		2,849.00			
	2745.06.7320.0000.0000.0000.831000							Administrative Expense				
53	27457320	831000					BRD		3,122.00			
	2745.06.7320.0000.0000.0000.831000							Administrative Expense				
54	27457320	831000					BRD		7,122.00			
	2745.06.7320.0000.0000.0000.831000							Administrative Expense				
55	27457320	831002					BRD		3,756.00			
	2745.06.7320.0000.0000.0000.831002							IT Charges				
56	27457320	831002					BRD		1,756.00			
	2745.06.7320.0000.0000.0000.831002							IT Charges				
57	27457320	831002					BRD		1,502.00			
	2745.06.7320.0000.0000.0000.831002							IT Charges				
58	27457320	842001					BRD		15,000.00			
	2745.06.7320.0000.0000.0000.842001							Supportive Services				
59	27457320	844004					BRD		13,914.00			
	2745.06.7320.0000.0000.0000.844004							Other Training				
60	27457320	850000					BRD		420.00			
	2745.06.7320.0000.0000.0000.850000							Telephone				
61	27457320	850000					BRD		168.00			
	2745.06.7320.0000.0000.0000.850000							Telephone				
62	27457320	850000					BRD		450.00			
	2745.06.7320.0000.0000.0000.850000							Telephone				
63	27457320	859000					BRD		30,000.00			
	2745.06.7320.0000.0000.0000.859000							Transportation Charges				

JOURNAL INQUIRY

YEAR	PER	JOURNAL	SRC	EFF DATE	ENT DATE	JNL DESC	CLERK	ENTITY	AUTO-REV	STATUS	BUD YEAR	JNL TYPE
2012	10	247	BUA	10/01/2012	10/16/2012	PC-6W312	groth	1	N	Hist	2012	
LN	ORG	OBJECT	PROJ	REF1	REF2	REF3	ACCOUNT DESCRIPTION	LINE DESCRIPTION	DEBIT	CREDIT	OB	
64	27457320	860000					BRD		1,261.00			
	2745.06.7320.0000.0000.0000.860000						Travel - Mileage					
65	27457320	860000					BRD		150.00			
	2745.06.7320.0000.0000.0000.860000						Travel - Mileage					
66	27457320	860000					BRD		504.00			
	2745.06.7320.0000.0000.0000.860000						Travel - Mileage					
67	27457320	861000					BRD		373.00			
	2745.06.7320.0000.0000.0000.861000						Conferences & Othr Travel					
68	27457320	861000					BRD		150.00			
	2745.06.7320.0000.0000.0000.861000						Conferences & Othr Travel					
69	27457320	861000					BRD		932.00			
	2745.06.7320.0000.0000.0000.861000						Conferences & Othr Travel					
70	27457320	866000					BRD		7,000.00			
	2745.06.7320.0000.0000.0000.866000						Vehicle Repairs & Maint.					
71	27457320	910000					BRD		435.00			
	2745.06.7320.0000.0000.0000.910000						Insurance & Bonds					
72	27457320	939000					BRD		510.00			
	2745.06.7320.0000.0000.0000.939000						Building Rental					
73	27457320	939000					BRD		4,938.00			
	2745.06.7320.0000.0000.0000.939000						Building Rental					
74	27457320	939000					BRD		32,750.00			
	2745.06.7320.0000.0000.0000.939000						Building Rental					
75	27457320	940000					BRD		19.00			
	2745.06.7320.0000.0000.0000.940000						Equipment Rental					
76	2745	397701					BRD			393,029.00	1	
	2745.00.0000.0000.0000.0000.397701						Appropriations Control					
77	2745	397401					BRD		400,029.00		1	
	2745.00.0000.0000.0000.0000.397401						Estimated Revenues					
78	2745	390001					BRD			7,000.00	1	
	2745.00.0000.0000.0000.0000.390001						Budgetary Fund Balance					
79	2745	397701					BRD			7,000.00	1	
	2745.00.0000.0000.0000.0000.397701						Appropriations Control					
80	2745	390001					BRD		7,000.00		1	
	2745.00.0000.0000.0000.0000.390001						Budgetary Fund Balance					
** JOURNAL TOTAL									407,029.00	407,029.00		

YEAR	PER	JOURNAL	SRC	EFF DATE	ENT DATE	JNL DESC	CLERK	ENTITY	AUTO-REV	STATUS	BUD YEAR	JNL TYPE
2012	10	353	BUA	10/08/2012	10/17/2012	WC AUDIT	verbeek		IN	Hist	2012	
LN	ORG	OBJECT	PROJ	REF1	REF2	REF3	ACCOUNT DESCRIPTION	LINE DESCRIPTION	DEBIT	CREDIT	OB	
ACCOUNT												

JOURNAL INQUIRY

YEAR	PER	JOURNAL	SRC	EFF DATE	ENT DATE	JNL DESC	CLERK	ENTITY	AUTO-REV	STATUS	BUD YEAR	JNL TYPE
2012	10	353	BUA	10/08/2012	10/17/2012	WC AUDIT	verbeek	1	N	Hist	2012	
LN	ORG	OBJECT	PROJ	REF1	REF2	REF3	LINE DESCRIPTION			DEBIT	CREDIT	OB
ACCOUNT							ACCOUNT DESCRIPTION					
1	67708710	910000		BRD			HIGHER PREMIUM PER AUDIT			65.00		
	6770.16	.8710	.0000	.0000	.0000	.910000	Insurance & Bonds					
2	6770	397701		BRD			Appropriations Control				65.00	1
	6770.00	.0000	.0000	.0000	.0000	.397701						
3	6770	390001		BRD			Budgetary Fund Balance			65.00		1
	6770.00	.0000	.0000	.0000	.0000	.390001						
** JOURNAL TOTAL										65.00	65.00	

YEAR	PER	JOURNAL	SRC	EFF DATE	ENT DATE	JNL DESC	CLERK	ENTITY	AUTO-REV	STATUS	BUD YEAR	JNL TYPE
2012	10	452	BUA	10/01/2012	10/17/2012	6w408 ALLO	Mołendyk	1N	Hist		2012	
LN	ORG	OBJECT	PROJ	REF1	REF2	REF3	LINE DESCRIPTION			DEBIT	CREDIT	OB
ACCOUNT							ACCOUNT DESCRIPTION					
1	27457320	808000		BRD			ALLOCATION INCREASE ES-WP			1,952.00		
	2745.06	.7320	.0000	.0000	.0000	.808000	Service Contracts					
2	27457320	808000		BRD			ALLOCATION INCREASE ES-WP			3,334.00		
	2745.06	.7320	.0000	.0000	.0000	.808000	Service Contracts					
3	27457320	561000		BRD			ALLOCATION INCREASE ES-WP				5,286.00	
	2745.06	.7320	.0000	.0000	.0000	.561000	State Of Mich - welfare					
4	2745	397701		BRD			Appropriations Control				5,286.00	1
	2745.00	.0000	.0000	.0000	.0000	.397701						
5	2745	397401		BRD			Estimated Revenues			5,286.00		1
	2745.00	.0000	.0000	.0000	.0000	.397401						
** JOURNAL TOTAL										5,286.00	5,286.00	

YEAR	PER	JOURNAL	SRC	EFF DATE	ENT DATE	JNL DESC	CLERK	ENTITY	AUTO-REV	STATUS	BUD YEAR	JNL TYPE
2012	10	590	BUA	10/01/2012	10/17/2012	6C304 INCR	Mołendyk	1N	Hist		2012	
LN	ORG	OBJECT	PROJ	REF1	REF2	REF3	LINE DESCRIPTION			DEBIT	CREDIT	OB
ACCOUNT							ACCOUNT DESCRIPTION					
1	27467000	937000		BRD			GRANT INCREASE			1.00		
	2746.06	.7000	.0000	.0000	.0000	.937000	Building Repairs					
2	27467000	561000		BRD			GRANT INCREASE				1.00	
	2746.06	.7000	.0000	.0000	.0000	.561000	State Of Mich - welfare					
3	2746	397701		BRD			Appropriations Control				1.00	1
	2746.00	.0000	.0000	.0000	.0000	.397701						

JOURNAL INQUIRY

YEAR	PER	JOURNAL	SRC	EFF DATE	ENT DATE	JNL DESC	CLERK	ENTITY	AUTO-REV	STATUS	BUD YEAR	JNL TYPE
2012	10	590	BUA	10/01/2012	10/17/2012	6C304 INCR	MoIendyk	1	N	Hist	2012	
LN	ORG	OBJECT	PROJ	REF1	REF2	REF3	LINE DESCRIPTION		DEBIT	CREDIT	OB	
ACCOUNT							ACCOUNT DESCRIPTION					
4	2746	397401		BRD			Estimated Revenues		1.00		1	
									2746.00.0000.0000.0000.0000.397401			
									** JOURNAL TOTAL	1.00	1.00	

YEAR	PER	JOURNAL	SRC	EFF DATE	ENT DATE	JNL DESC	CLERK	ENTITY	AUTO-REV	STATUS	BUD YEAR	JNL TYPE
2012	10	874	BUA	10/18/2012	10/30/2012	TRF\$TRAIING	deford	1N		Hist	2012	
LN	ORG	OBJECT	PROJ	REF1	REF2	REF3	LINE DESCRIPTION		DEBIT	CREDIT	OB	
ACCOUNT							ACCOUNT DESCRIPTION					
1	10103200	543000		BRD			Training line out of money			7,000.00		
									1010.04.3200.0000.0000.0000.543000			
									St Of MI-Public Safety			
2	10103200	956000		BRD			Training line out of money		7,000.00			
									1010.04.3200.0000.0000.0000.956000			
									Employee Training			
3	1010	397701		BRD			Appropriations Control			7,000.00	1	
									1010.00.0000.0000.0000.0000.397701			
4	1010	397401		BRD			Estimated Revenues		7,000.00		1	
									1010.00.0000.0000.0000.0000.397401			
									** JOURNAL TOTAL	7,000.00	7,000.00	

YEAR	PER	JOURNAL	SRC	EFF DATE	ENT DATE	JNL DESC	CLERK	ENTITY	AUTO-REV	STATUS	BUD YEAR	JNL TYPE
2012	10	957	BUA	10/22/2012	10/30/2012	CLCPRPBUD	VanderScha	1N		Hist	2012	
LN	ORG	OBJECT	PROJ	REF1	REF2	REF3	LINE DESCRIPTION		DEBIT	CREDIT	OB	
ACCOUNT							ACCOUNT DESCRIPTION					
1	24505990	739000		BRD	ATTACH		COURTHOUSE LEARNING CENTER		23,477.00			
									2450.05.5990.0000.0000.0000.739000			
									Operational Supplies			
2	2450	397701		BRD	ATTACH		Appropriations Control			23,477.00	1	
									2450.00.0000.0000.0000.0000.397701			
3	2450	390001		BRD	ATTACH		Budgetary Fund Balance		23,477.00		1	
									2450.00.0000.0000.0000.0000.390001			
									** JOURNAL TOTAL	23,477.00	23,477.00	



JOURNAL INQUIRY

YEAR	PER	JOURNAL	SRC	EFF DATE	ENT DATE	JNL DESC	CLERK	ENTITY	AUTO-REV	STATUS	BUD YEAR	JNL TYPE
2012	10	974	BUA	10/22/2012	10/30/2012	6C327		MoIendyk	IN	Hist	2012	
LN	ORG	OBJECT	PROJ	REF1	REF2	REF3	LINE DESCRIPTION			DEBIT	CREDIT	OB
ACCOUNT							ACCOUNT DESCRIPTION					
1	27467000	704000		BRD			TAX PREP CSBGT GRANT			12,101.00		
	2746.06.7000.0000.0000.0000.704000						Salaries - Regular					
2	27467000	715000		BRD			TAX PREP CSBGT GRANT			926.00		
	2746.06.7000.0000.0000.0000.715000						Social Security					
3	27467000	716000		BRD			TAX PREP CSBGT GRANT			3,665.00		
	2746.06.7000.0000.0000.0000.716000						Health Insurance					
4	27467000	716002		BRD			TAX PREP CSBGT GRANT			73.00		
	2746.06.7000.0000.0000.0000.716002						OPEB - Health Care					
5	27467000	717000		BRD			TAX PREP CSBGT GRANT			24.00		
	2746.06.7000.0000.0000.0000.717000						Life Insurance					
6	27467000	718000		BRD			TAX PREP CSBGT GRANT			1,139.00		
	2746.06.7000.0000.0000.0000.718000						Retirement & Sick Leave					
7	27467000	719000		BRD			TAX PREP CSBGT GRANT			214.00		
	2746.06.7000.0000.0000.0000.719000						Dental Insurance					
8	27467000	720000		BRD			TAX PREP CSBGT GRANT			3.00		
	2746.06.7000.0000.0000.0000.720000						worker'S Compensation					
9	27467000	723000		BRD			TAX PREP CSBGT GRANT			39.00		
	2746.06.7000.0000.0000.0000.723000						Optical Insurance					
10	27467000	724000		BRD			TAX PREP CSBGT GRANT			34.00		
	2746.06.7000.0000.0000.0000.724000						Disability Insurance					
11	27467000	727000		BRD			TAX PREP CSBGT GRANT			250.00		
	2746.06.7000.0000.0000.0000.727000						Office Supplies					
12	27467000	821006		BRD			TAX PREP CSBGT GRANT			1,172.00		
	2746.06.7000.0000.0000.0000.821006						Outside Temporary Service					
13	27467000	860000		BRD			TAX PREP CSBGT GRANT			255.00		
	2746.06.7000.0000.0000.0000.860000						Travel - Mileage					
14	27467000	939000		BRD			TAX PREP CSBGT GRANT			42.00		
	2746.06.7000.0000.0000.0000.939000						Building Rental					
15	27467000	561000		BRD			TAX PREP CSBGT GRANT				20,000.00	
	2746.06.7000.0000.0000.0000.561000						State Of Mich - Welfare					
16	27467000	722000		BRD			TAX PREP CSBGT GRANT			63.00		
	2746.06.7000.0000.0000.0000.722000						Unemployment					
17	2746	397701		BRD							18,828.00	1
	2746.00.0000.0000.0000.0000.397701						Appropriations Control					
18	2746	397401		BRD						20,000.00		1
	2746.00.0000.0000.0000.0000.397401						Estimated Revenues					
19	2746	390001		BRD							1,172.00	1
	2746.00.0000.0000.0000.0000.390001						Budgetary Fund Balance					
20	2746	397701		BRD							1,172.00	1
	2746.00.0000.0000.0000.0000.397701						Appropriations Control					
21	2746	390001		BRD						1,172.00		1
	2746.00.0000.0000.0000.0000.390001						Budgetary Fund Balance					
** JOURNAL TOTAL										21,172.00	21,172.00	

**JOURNAL INQUIRY**

YEAR	PER	JOURNAL	SRC	EFF DATE	ENT DATE	JNL DESC	CLERK	ENTITY	AUTO-REV	STATUS	BUD YEAR	JNL TYPE	
2012	10	1127	BUA	10/01/2012	10/30/2012	P-6C329	MoIendyk		IN	Hist	2012		
LN	ORG	OBJECT	PROJ	REF1	REF2	REF3	ACCOUNT DESCRIPTION			DEBIT	CREDIT	OB	
1	27467000	940000		BRD			CLASSIC COFFEE			200.00			
							Equipment Rental						
2	27467000	671000		BRD			CLASSIC COFFEE				200.00		
							Other Revenue						
3	2746	397701		BRD			Appropriations Control				200.00	1	
							Estimated Revenues			200.00		1	
4	2746	397401		BRD									
										** JOURNAL TOTAL	200.00	200.00	
										** GRAND TOTAL	13,736,572.00	13,736,572.00	

52 Journals printed

\*\* END OF REPORT - Generated by Cindy Bradtmueller \*\*

# Action Request



**Committee:** Board of Commissioners

**Meeting Date:** 11/27/2012

**Requesting Department:** Equalization

**Submitted By:** Misty Cunningham

**Agenda Item:** Amended 2012 Apportionment Report

## SUGGESTED MOTION:

To approve the Amended 2012 Apportionment Report.

## SUMMARY OF REQUEST:

Statute requires that Equalization amends the apportionment report for millages that are approved at the November election. The fire millage in Wright Township was approved, and the apportionment report is being amended accordingly.

These pages were amended: 3, 24, 37, 46, and 48

## FINANCIAL INFORMATION:

Total Cost: \$0.00

General Fund Cost: \$0.00

Included in Budget:

Yes

No

If not included in budget, recommended funding source:

## ACTION IS RELATED TO AN ACTIVITY WHICH IS:

Mandated

Non-Mandated

New Activity

## ACTION IS RELATED TO STRATEGIC PLAN:

Goal: 1: To Maintain and Improve the Strong Financial Position of the County.

Objective: 2: Implement processes and strategies to address operational budget deficits with pro-active, balanced approaches.

## ADMINISTRATION RECOMMENDATION:

Recommended

Not Recommended

Without Recommendation

County Administrator:

Committee/Governing/Advisory Board Approval Date: Finance and Administration Committee 11/20/2012

November 20, 2012

Notes to Finance and Administration Committee

Statute requires that we amend the apportionment report for millages that are approved at the November election. The fire millage in Wright Township was approved, and the apportionment report is being amended accordingly.

These pages were amended: 3, 24, 37, 46, and 48

# 2012 Ottawa County Apportionment Report

Amended November 27, 2012

Prepared By:  
Ottawa County  
Equalization Dept.







# County of Ottawa

## Equalization Department

**Michael R. Galligan**  
*Director*  
**James J. Bush**  
*Deputy Director*

12220 Fillmore Street \* Room 110 \* West Olive Michigan 49460  
email Director: mgalligan@miottawa.org

(616) 738-4826  
Fax (616) 738-4009

November 27, 2012

Board of Commissioners  
Ottawa County, Michigan

Ladies and Gentlemen:

The Ottawa County Equalization Department has prepared this report as authorized by the Finance and Administration Committee of the Ottawa County Board of Commissioners. This book presents an analysis of tax levies in Ottawa County as they relate to County, Townships, Village, Cities, Local School Districts, State Education Tax, Intermediate School Districts, Community Colleges, District Libraries and Authorities. Taxable valuation totals are those presented in April at the Equalization hearing minus the values attributed to Senior Citizen and Disabled Family Housing properties. For tax purposes those properties are considered as Payment in Lieu of Taxes property. The taxable valuations do not represent current taxable valuations after adjustments due to changes ordered by the July Board of Review, State Tax Commission, Michigan Tax Tribunal, and others.

The statutory responsibilities of the County Board of Commissioners in this matter are listed below:

#### THE GENERAL PROPERTY TAX ACT (EXCERPT)

Act 206 of 1893 211.37

Sec. 37.

The county board of commissioners, either at a session held not later than October 31 in each year or at a special meeting held for a local tax collecting unit that approves under section 44a(2) the accelerated collection in a summer property tax levy of a millage that had been previously billed and collected as in a preceding tax year as part of the winter property tax levy, shall ascertain and determine the amount of money to be raised for county purposes, and shall apportion the amount and also the amount of the state tax and indebtedness of the county to the state among the several townships in the county in proportion to the valuation of the taxable real and personal property as determined by the board, or as determined by the state tax commission upon appeal in the manner provided by law for that year, which determination and apportionment shall be entered at large on county records. The board, at a session held not later than October 31 in each year, shall also examine all certificates, statements, papers, and records submitted to it, showing the money to be raised in the several townships for school, highway, drain, township, and other purposes. It shall hear and consider all objections made to raising that money by any taxpayer affected. If it appears to the board that any certificate, statement, paper, or record is not properly certified or is in any way defective, or that any proceeding to authorize the raising of the money has not been had or is in any way imperfect, the board shall verify the same, and if the certificate, statement, paper, record, or proceeding can then be corrected, supplied, or had, the board shall authorize and require the defects or omissions of proceedings to be corrected, supplied, or had. The board may refer any or all the certificates, statements, papers, records, and proceedings to the prosecuting attorney, who shall investigate and without delay report in writing his or her opinion to the board. The board shall direct that the money proposed to be raised for township, school, highway, drain, and all other purposes authorized by law shall be spread upon the assessment roll of the proper townships, wards, and cities. This action and direction shall be entered in full upon the records of the proceedings of the board and shall be final as to the levy and assessment of all the taxes, except if there is a change made in the equalization of any county by the state tax commission upon appeal in the manner provided by law. The direction for spread of taxes shall be expressed in terms of millages to be spread against the taxable values of properties and shall not direct the raising of any specific amount of money. This section does not apply when section 36(2) applies and shall not prevent the township clerk from providing a certification to the county clerk pursuant to section 36(1). If a certification is provided pursuant to section 36(1), the county board of commissioners shall meet and direct or amend its direction for the spread of millages by local units in the county pursuant to the certification.

Respectfully submitted,



Michael R. Galligan, Director  
Ottawa County Equalization Department

As required by statute this report is being amended to include Wright Township's fire millage as approved at the November 6, 2012 election





# OTTAWA COUNTY 2012 APPORTIONMENT REPORT

Statement showing taxable valuations, mills and taxes apportioned by the Board of Commissioners of Ottawa County, Michigan for the year of 2012.

TABLE OF CONTENTS
-------------------

Statement Showing Taxable Valuations and Mills Apportioned by the County Board of Commissioners of the County of Ottawa for the Year 2012 Pages..... 2-6

2012 ad valorem taxes by individual government unit.....

Allendale Charter Township	Page.....	9
Blendon Township	Page.....	10
Chester Township	Page.....	11
Crockery Township	Page.....	12
Georgetown Charter Township	Page.....	13
Grand Haven Charter Township	Page.....	14
Holland Charter Township	Page.....	15
Jamestown Charter Township	Page.....	16
Olive Township	Page.....	17
Park Township	Page.....	18
Polkton Charter Township	Page.....	19
Port Sheldon Township	Page.....	20
Robinson Township	Page.....	21
Spring Lake Township & Village	Page.....	22
Tallmadge Charter Township	Page.....	23
Wright Township	Page.....	24
Zeeland Charter Township	Page.....	25
Coopersville City	Page.....	26
Ferrysburg City	Page.....	27
Grand Haven City	Page.....	28
Holland City	Page.....	29
Hudsonville City	Page.....	30
Zeeland City	Page.....	31

Combined 2012 ad valorem certified tax rates..... Pages..... 33-38

2012 ad valorem tax dollars for School Districts, State Education tax, Intermediate Schools, Community College, Libraries & Authorities Pages..... 41-45

Tabulation of estimated 2012 tax dollars summarized by individual taxing entity Page..... 46

2012 county tax levy review..... Page..... 47

Explanation of Renaissance Zones and Revenues Decreased by Renaissance Zones Appendix A... 48

*Cover Photo by Ed Post : Pedestrian Bridge Over the Pigeon River at Hemlock Crossing County Park*



**Certification Statement**

*I hereby certify that this Statement Showing Mills Apportioned by the County Board of Commissioners and submitted to the State Tax Commission is a true statement of all ad valorem millages apportioned by the County Board of Commissioners of the*

*County of Ottawa for the year 2012*

---

Michael R. Galligan, Ottawa County Equalization Director

**NOTARIZATION**

\_\_\_\_\_ *Notary Public*

\_\_\_\_\_ *County, Michigan*

**STATE OF MICHIGAN**

County of \_\_\_\_\_ } ss

*Subscribed before me this \_\_\_\_\_ day of*

\_\_\_\_\_, *year* \_\_\_\_\_

*My commission expires \_\_\_\_\_, \_\_\_\_\_*

Statement Showing Mills Apportioned by the County Board of Commissioners of the County of OTTAWA for the Year 2012

(A) County Name	(B) Taxable Value*	(C) County Allocated Rate / SET	(D) Est. County Allocated / SET Tax Dollars	(E) Total County Extra Voted Operating Rate	(F) Est. County EV Oper. Tax Dollars	(G) Total County Debt Rate	(H) Est. County Debt Tax Dollars	(I) Total Est. County Tax Dollars	(BB) Taxable Value of RenZone
OTTAWA	\$9,275,254,117	3.6000	\$ 33,390,914.82	0.7565	\$ 7,016,729.74	0.0000	\$ -	\$ 40,407,644.56	\$36,844,467
STATE ED. TAX	\$9,001,097,850	6.0000	\$ 54,006,587.10						\$15,392,493
*Sections (B) and (K) Exclude Renaissance Zone Taxable Value Taxable value for SET excludes the Industrial Personal Class of Property.									
(J) Local Unit Name Townships Cities Villages Listed Alphabetically	(K) Taxable Value*	(L) Total Allocated / Charter Rate	(M) Est. Local Allocated / Charter Tax Dollars	(N) Total Other Extra Voted / General Law Operating Rate	(O) Est. Local EV / GL Oper Tax Dollars	(P) Total Debt Rate	(Q) Est. Local Debt Tax Dollars	(R) Total Est. Local Tax Dollars	(KK) Taxable Value of RenZone
ALLENDALE TWP.	\$377,227,329	2.7422	\$ 1,034,432.78	0.0000	\$ -	0.0000	\$ -	\$ 1,034,432.78	\$2,051,094
BLENDON TWP.	\$207,862,575	0.9600	\$ 199,548.07	1.7656	\$ 367,002.16	0.0000	\$ -	\$ 566,550.23	
CHESTER TWP.	\$76,309,098	0.9583	\$ 73,127.01	3.1125	\$ 237,512.07	0.0000	\$ -	\$ 310,639.08	
CROCKERY TWP.	\$128,338,510	0.8991	\$ 115,389.15	1.9606	\$ 251,620.48	0.0000	\$ -	\$ 367,009.64	
GEORGETOWN TWP.	\$1,342,957,114	2.2500	\$ 3,021,653.51	0.0000	\$ -	0.0000	\$ -	\$ 3,021,653.51	
GRAND HAVEN TWP.	\$645,264,877	0.9171	\$ 591,772.42	3.5400	\$ 2,284,237.66	0.3000	\$ 193,692.95	\$ 3,069,703.04	\$378,300
HOLLAND TWP.	\$1,052,516,501	3.4479	\$ 3,628,971.64	2.6521	\$ 2,791,379.01	0.0000	\$ -	\$ 6,420,350.66	\$18,560,900
JAMESTOWN TWP.	\$272,512,992	0.8950	\$ 243,899.13	3.4362	\$ 936,409.14	0.0000	\$ -	\$ 1,180,308.27	
OLIVE TWP.	\$143,628,943	0.9784	\$ 140,526.56	4.0000	\$ 574,515.77	0.0000	\$ -	\$ 715,042.33	
PARK TWP.	\$879,517,353	0.9439	\$ 830,176.43	2.9421	\$ 2,587,628.00	0.0000	\$ -	\$ 3,417,804.43	
POLKTON TWP.	\$97,973,949	0.9569	\$ 93,751.27	3.2500	\$ 318,415.33	0.0000	\$ -	\$ 412,166.61	
PORT SHELTON TWP.	\$644,255,543	1.0000	\$ 644,255.54	0.4500	\$ 289,914.99	0.0000	\$ -	\$ 934,170.54	
ROBINSON TWP.	\$193,074,769	0.9047	\$ 174,674.74	2.5753	\$ 497,225.45	0.0000	\$ -	\$ 671,900.20	
SPRING LAKE TWP.	\$662,240,060	0.9655	\$ 639,392.78	0.9643	\$ 638,598.09	0.0000	\$ -	\$ 1,277,990.87	\$481,000
TALLMADGE TWP.	\$256,707,957	0.9642	\$ 244,950.73	1.2500	\$ 320,884.95	0.0000	\$ -	\$ 565,835.68	\$6,181,689
WRIGHT TWP.	\$104,905,953	1.0059	\$ 105,524.90	1.0500	\$ 110,151.25	0.0000	\$ -	\$ 215,676.15	\$1,575,872
ZEELAND TWP.	\$320,304,115	3.2500	\$ 1,040,988.37	3.5000	\$ 1,121,084.40	0.0000	\$ -	\$ 2,162,052.78	\$3,157,659
COOPERSVILLE CITY	\$93,188,903	13.0000	\$ 1,211,455.74	0.2500	\$ 23,297.23	0.6091	\$ 57,565.41	\$ 1,292,318.37	\$1,320,053
FERRYSBURG CITY	\$155,410,916	8.3576	\$ 1,298,862.27	0.9813	\$ 152,504.73	0.1000	\$ 15,541.09	\$ 1,466,908.10	
GRAND HAVEN CITY	\$522,667,309	11.2314	\$ 5,870,285.61	1.8751	\$ 980,053.47	1.0000	\$ 522,667.31	\$ 7,373,006.39	
HOLLAND CITY	\$621,312,498	13.7364	\$ 8,534,597.00	1.3721	\$ 852,502.88	0.0000	\$ -	\$ 9,387,099.88	\$2,734,900
HUDSONVILLE CITY	\$203,925,295	10.7303	\$ 2,188,179.59	0.0000	\$ -	0.5000	\$ 102,164.15	\$ 2,290,343.74	\$403,000
ZEELAND CITY	\$273,151,558	10.7854	\$ 2,946,048.81	0.1000	\$ 27,315.16	0.3500	\$ 95,603.05	\$ 3,068,967.01	
SPRING LAKE VLG	\$110,516,809	9.9012	\$ 1,094,249.03	0.9898	\$ 109,389.54	0.7709	\$ 85,197.41	\$ 1,288,835.97	

Statement Showing Mills Apportioned by the County Board of Commissioners of the County of OTTAWA for the Year 2012

Local K12 School District

Local K12 School District Name	(A) Total Taxable Value*	(B) Total Taxable Value*	(C) Total Non-Homestead Taxable Value*	(D) Total Commercial Personal Taxable Value*	(E) HH/Supplemental Rate	(F) Est. HH/Supplemental Tax Dollars	(G) Non Homestead Operating Rate	(H) Est. HH Operating Tax Dollars	(I) Total Debt/ Sinking Fund/ Bldg Site Rate	(J) Est. Debt/ Sinking Fund/ Bldg Site Tax Dollars	(K) Total Recreational Rate	(L) Est. Recreational Tax Dollars	(M) Total Est. Local K12 School Tax Dollars	(BB) Total Rezoning Taxable Value
<b>*Sections (B), (C) and (D) Exclude Renaissance Zone Taxable Value</b>														
ALLEDALE		\$377,080,236	\$133,772,966	\$10,452,200	0.0000	\$ -	18.0000	2,470,626.69	8.5000	\$ 3,256,738.12	0.0000	\$ -	\$ 5,727,364.71	\$2,051,094
COOPERSVILLE		\$376,289,924	\$67,296,970	\$5,146,143	0.0000	\$ -	18.0000	1,242,222.32	8.6000	\$ 3,281,517.60	0.0000	\$ -	\$ 4,523,739.92	\$1,220,053
FRUITPORT		\$81,981,845	\$20,622,174	\$21,700	0.0000	\$ -	18.0000	377,629.33	3.0000	\$ 245,945.84	0.0000	\$ -	\$ 623,875.17	
GRAND HAVEN		\$2,063,031,009	\$931,049,665	\$28,615,850	0.0000	\$ -	18.0000	16,931,792.67	3.4600	\$ 7,193,386.21	0.0000	\$ -	\$ 24,071,188.88	\$376,300
GRANDVILLE		\$160,679,955	\$36,941,721	\$1,361,549	0.0000	\$ -	18.0000	673,119.07	4.6000	\$ 786,288.93	0.0000	\$ -	\$ 1,439,417.60	\$5,907,082
HOLLAND		\$752,749,730	\$319,161,837	\$29,046,100	0.0000	\$ -	18.0000	5,919,189.67	7.8000	\$ 5,915,444.65	0.0000	\$ -	\$ 11,834,634.32	\$2,734,900
HUDSONVILLE		\$1,163,797,451	\$216,070,213	\$14,818,900	0.0000	\$ -	18.0000	3,978,177.23	8.0000	\$ 9,313,603.61	0.0000	\$ -	\$ 13,291,780.84	\$408,000
JENISON		\$749,742,420	\$146,383,391	\$12,568,800	0.0000	\$ -	18.0000	2,710,253.84	8.5000	\$ 6,372,810.57	0.0000	\$ -	\$ 9,085,064.41	
KENOWA HILLS		\$64,399,963	\$19,047,455	\$2,246,160	0.0000	\$ -	18.0000	356,331.15	2.9700	\$ 256,163.81	0.0000	\$ -	\$ 612,494.96	\$1,850,479
KENT CITY		\$6,138,180	\$675,453	\$22,300	0.0000	\$ -	18.0000	10,491.95	9.2600	\$ 56,778.17	0.0000	\$ -	\$ 67,270.12	
RAVENNA		\$19,910,528	\$2,306,096	\$32,700	0.0000	\$ -	18.0000	41,705.93	7.0000	\$ 139,373.70	0.0000	\$ -	\$ 181,079.62	
SPARTA		\$32,605,155	\$8,537,667	\$34,400	0.0000	\$ -	18.0000	155,720.41	6.8052	\$ 221,884.60	0.0000	\$ -	\$ 377,605.01	
SPRING LAKE		\$594,912,079	\$144,262,729	\$6,310,676	0.0000	\$ -	18.0000	2,634,593.18	6.4310	\$ 3,828,972.89	0.0000	\$ -	\$ 6,463,566.07	\$481,000
WEST OTTAWA		\$1,761,771,203	\$585,559,891	\$38,460,790	0.0000	\$ -	18.0000	10,770,842.72	8.0500	\$ 14,331,673.43	0.0000	\$ -	\$ 25,102,516.15	\$18,560,900
ZEELEND		\$1,050,154,739	\$281,095,001	\$17,830,500	0.0000	\$ -	18.0000	5,166,693.02	7.8300	\$ 8,247,436.08	0.4000	\$ 420,061.90	\$ 13,834,190.99	\$3,157,659



Statement Showing Mills Apportioned by the County Board of Commissioners  
of the County of OTTAWA for the Year 2012

(A) Authority (Dist. Libraries, DDAs, Transit, Metro, Fire, etc.)	(B) Taxable Value*	(C) Total Operating Rate	(D) Est. Authority Oper. Tax Dollars	(E) Total Debt Rate	(F) Est. Authority Debt Tax Dollars	(G) Est. Total Authority Tax Dollars	(BB) RenZone Taxable Value
TRANSIT - MAX	\$1,673,828,999	0.4000	\$ 669,531.60	0.0000	\$ -	\$ 669,531.60	\$21,295,800
DIST. LIBRARY - COOPERSVILLE (AKA/NE OTTAWA)	\$372,377,903	0.5881	\$ 218,995.44	0.0000	\$ -	\$ 218,995.44	\$2,895,925
DIST. LIBRARY - LOUITIT	\$1,979,693,568	0.9788	\$ 1,937,724.06	0.1200	\$ 237,608.62	\$ 2,175,332.69	\$378,300
DIST. LIBRARY - SPRING LAKE	\$662,240,060	1.7335	\$ 1,147,993.14	0.5000	\$ 331,360.53	\$ 1,479,353.67	\$481,000
HOLLAND POOL	\$752,749,730	0.8500	\$ 639,837.27	0.7200	\$ 543,948.93	\$ 1,183,786.20	\$2,734,900
GRAND HAVEN DDA	\$42,834,011	1.8448	\$ 79,020.18	0.0000	\$ -	\$ 79,020.18	
HOLLAND DDA	\$96,290,719	1.8333	\$ 176,529.78	0.0000	\$ -	\$ 176,529.78	
HUDSONVILLE DDA	\$14,177,725	1.0000	\$ 14,177.73	0.0000	\$ -	\$ 14,177.73	





**2012 Ad Valorem**

**Taxes**

**by**

**Individual Government Unit**

# Allendale Charter Township

## 2012 Ad Valorem Taxes

Taxing Entity	Name	Item of Tax	2012 Taxable Valuation	Amount of Tax Mills	Total Tax Mills	Estimate of Tax Dollars	Total Est. Tax Dollars	
County	<b>Ottawa</b>	Operating	377,227,329	3.6000	4.3565	1,358,018	1,643,390	
		E-911	377,227,329	0.4400		165,980		
		Parks	377,227,329	0.3165		119,392		
Township	<b>Allendale</b>	Operating	377,227,329	2.7422	2.7422	1,034,432	1,034,432	
School District	<b>Allendale</b>	Operating	133,772,966	18.0000		2,407,913	5,727,364	
		Operating- Com. Pers.	10,452,200	6.0000		62,713		
		* Debt - All	379,131,330	8.5900		3,256,738		
		TOTAL PRE		228,427,570		8.5900	1,962,192	
		TOTAL Non-PRE, Non Ren Zone		133,772,966		26.5900	3,557,025	
		TOTAL Commercial Personal		10,452,200		14.5900	152,497	
		TOTAL Industrial Personal, Non Ren Zone		4,427,500		8.5900	38,032	
		TOTAL Renaissance Zone		2,051,094		8.5900	17,618	
		TOTAL COMBINED		379,131,330				
		School District	<b>Hudsonville</b>	Operating	0	18.0000		0
Operating- Com. Pers.	0			6.0000		0		
Debt - All	147,093			7.0000		1,029		
Building & Site - All	147,093			1.0000		147		
TOTAL PRE				147,093		8.0000	1,176	
TOTAL Non-PRE				0		26.0000	0	
TOTAL Commercial Personal		0		14.0000	0			
TOTAL COMBINED		147,093						
Interm. School	<b>Ottawa</b>	Operating	377,227,329		5.5234		2,083,577	
State Education	<b>Michigan</b>	Operating	372,799,829		6.0000		2,236,798	

Totals for Taxable Status by School District	Summer	Winter	Total
<b>Allendale School District [Non-PRE]</b>	41.7134	3.4987	45.2121
<b>Allendale School District [PRE]</b>	23.7134	3.4987	27.2121
<b>Allendale School District [Com. Personal]</b>	29.7134	3.4987	33.2121
<b>Allendale School District [Ind. Personal]</b>	17.7134	3.4987	21.2121
<b>Allendale School District [Ren. Zone]</b>	8.5900		8.5900
<b>Hudsonville School District [Non-PRE]</b>	28.1234	16.4987	44.6221
<b>Hudsonville School District [PRE]</b>	19.1234	7.4987	26.6221
<b>Hudsonville School District [Com. Personal]</b>	22.1234	10.4987	32.6221
<b>Hudsonville School District [Ind. Personal]</b>	13.1234	7.4987	20.6221

**Total: 12,726,737**

\* Includes Renaissance Zone. For an explanation of Renaissance Zones see Appendix A.

**NOTE:** Industrial Personal Property is exempt from the 6 mills of State Education Tax, and up to 18 mills of Local School District Operating millage. Commercial Personal Property is exempt from up to 12 mills of Local School Operating millage.

# Blendon Township

# 2012 Ad Valorem Taxes

Taxing Entity	Name	Item of Tax	2012 Taxable Valuation	Amount of Tax Mills	Total Tax Mills	Estimate of Tax Dollars	Total Est. Tax Dollars	
County	<b>Ottawa</b>	Operating	207,862,575	3.6000	4.3565	748,305	905,552	
		E-911	207,862,575	0.4400		91,459		
		Parks	207,862,575	0.3165		65,788		
Township	<b>Blendon</b>	Operating	207,862,575	0.9600	2.7256	199,548	566,549	
		Safety Serv	207,862,575	1.4656		304,643		
		Library	207,862,575	0.3000		62,358		
School District	<b>Hudsonville</b>	Operating	13,497,592	18.0000	8.0000	242,956	1,273,561	
		Operating- Com. Pers.	370,600	6.0000		2,223		
		Debt	128,547,971	7.0000		899,835		
		Bldg&Site - All	128,547,971	1.0000		128,547		
		TOTAL PRE		114,679,779				917,436
		TOTAL Non-PRE		13,497,592				350,937
		TOTAL Commercial Personal		370,600				5,188
		TOTAL Industrial Personal		0				0
TOTAL COMBINED		128,547,971						
School District	<b>Zeeland</b>	Operating	7,660,142	18.0000	8.2300	137,882	792,670	
		Operating-Comm. Pers	338,600	6.0000		2,031		
		Debt	79,314,604	6.8300		541,718		
		Bldg& Site	79,314,604	1.0000		79,314		
		Recreation	79,314,604	0.4000		31,725		
		TOTAL PRE		70,559,462				580,702
		TOTAL Non-PRE		7,660,142				200,925
		TOTAL Commercial Personal		338,600				4,818
TOTAL Industrial Personal		756,400		6,225				
TOTAL COMBINED		79,314,604						
Interm. School	<b>Ottawa</b>	Operating	207,862,575		5.5234		1,148,108	
State Education	<b>Michigan</b>	Operating	207,106,175		6.0000		1,242,637	

Totals for Taxable Status by School District	Summer	Winter	Total
Hudsonville School District [Non-PRE]	28.1234	16.4821	44.6055
Hudsonville School District [PRE]	19.1234	7.4821	26.6055
Hudsonville School District [Com. Personal]	22.1234	10.4821	32.6055
Hudsonville School District [Ind. Personal]	13.1234	7.4821	20.6055
Zeeland School District [Non-PRE]	28.2384	16.5971	44.8355
Zeeland School District [PRE]	19.2384	7.5971	26.8355
Zeeland School District [Com. Personal]	22.2384	10.5971	32.8355
Zeeland School District [Ind. Personal]	13.2384	7.5971	20.8355

**Total: 5,929,077**

**NOTE:** Industrial Personal Property is exempt from the 6 mills of State Education Tax, and up to 18 mills of Local School District Operating millage. Commercial Personal Property is exempt from up to 12 mills of Local School Operating millage.

# Chester Township

## 2012 Ad Valorem Taxes

Taxing Entity	Name	Item of Tax	2012 Taxable Valuation	Amount of Tax Mills	Total Tax Mills	Estimate of Tax Dollars	Total Est. Tax Dollars
County	Ottawa	Operating	76,309,098	3.6000	4.3565	274,712	332,439
		E-911	76,309,098	0.4400		33,576	
		Parks	76,309,098	0.3165		24,151	
Township	Chester	Operating	76,309,098	0.9583	4.0708	73,127	310,637
		Roads	76,309,098	1.4875		113,509	
		Fire	76,309,098	1.5000		114,463	
		Aging Council	76,309,098	0.1250		9,538	
Library District	Coopersville	Operating	76,309,098		0.5881		44,877
School District	Coopersville	Operating	2,354,843	18.0000		42,387	217,727
		Operating- Com. Pers.	104,900	6.0000		629	
		Debt	20,104,869	8.6900		174,711	
		TOTAL PRE	17,596,926		8.6900	152,919	
		TOTAL Non-PRE	2,354,843		26.6900	62,850	
		TOTAL Commercial Personal	104,900		14.6900	1,540	
		TOTAL Industrial Personal	48,200		8.6900	418	
TOTAL COMBINED	20,104,869						
School District	Sparta	Operating	8,138,426	18.0000		146,491	353,694
		Operating- Com. Pers.	331,500	6.0000		1,989	
		Debt	30,155,521	5.9500		179,425	
		Bldg&Site - All	30,155,521	0.8552		25,789	
		TOTAL PRE	21,598,895		6.8052	146,984	
		TOTAL Non-PRE	8,138,426		24.8052	201,876	
		TOTAL Commercial Personal	331,500		12.8052	4,244	
TOTAL Industrial Personal	86,700		6.8052	590			
TOTAL COMBINED	30,155,521						
School District	Kent City	Operating	575,453	18.0000		10,358	67,268
		Operating- Com. Pers.	22,300	6.0000		133	
		Debt	6,138,180	8.2500		50,639	
		Bldg&Site - All	6,138,180	1.0000		6,138	
		TOTAL PRE	5,540,427		9.2500	51,247	
		TOTAL Non-PRE	575,453		27.2500	15,681	
		TOTAL Commercial Personal	22,300		15.2500	340	
TOTAL Industrial Personal	0		9.2500	0			
TOTAL COMBINED	6,138,180						
School District	Ravenna	Operating	2,306,096	18.0000		41,509	181,078
		Operating- Com. Pers.	32,700	6.0000		196	
		Debt	19,910,528	7.0000		139,373	
		TOTAL PRE	17,551,932		7.0000	122,863	
		TOTAL Non-PRE	2,306,096		25.0000	57,652	
		TOTAL Commercial Personal	32,700		13.0000	425	
		TOTAL Industrial Personal	19,800		7.0000	138	
TOTAL COMBINED	19,910,528						
Interm. School	Ottawa	Operating	20,104,869		5.5234		111,047
Interm. School	Kent	Operating	36,293,701		4.6903		170,228
Interm. School	Muskegon	Operating	19,910,528		3.7580		74,823
Comm. College	Grand Rapids	Operating	36,293,701		1.7865		64,838
State Education	Michigan	Operating	76,154,398		6.0000		456,926

Totals for Taxable Status by School District				Summer	Winter	Total	Total:
Coopersville School District [Non-PRE]				9.6000	37.6288	47.2288	2,385,582
Coopersville School District [PRE]				9.6000	19.6288	29.2288	
Coopersville School District [Com. Personal]				9.6000	25.6288	35.2288	
Coopersville School District [Ind. Personal]				3.6000	19.6288	23.2288	
Sparta School District [Non-PRE]				28.4794	17.8180	46.2974	
Sparta School District [PRE]				19.4794	8.8180	28.2974	
Sparta School District [Com. Personal]				22.4794	11.8180	34.2974	
Sparta School District [Ind. Personal]				13.4794	8.8180	22.2974	
Kent City School District [Non-PRE]				29.7018	19.0404	48.7422	
Kent City School District [PRE]				20.7018	10.0404	30.7422	
Kent City School District [Com. Personal]				23.7018	13.0404	36.7422	
Kent City School District [Ind. Personal]				14.7018	10.0404	24.7422	
Ravenna School District [Non-PRE]				9.6000	34.1734	43.7734	
Ravenna School District [PRE]				9.6000	16.1734	25.7734	
Ravenna School District [Com. Personal]				9.6000	22.1734	31.7734	
Ravenna School District [Ind. Personal]				3.6000	16.1734	19.7734	

**NOTE:**  
Industrial Personal Property is exempt from the 6 mills State Education Tax and up to 18 mills of Local School District operating millage. Commercial Personal Property is exempt from up to 12 mills of Local School District operating millage.

# Crockery Township

## 2012 Ad Valorem Taxes

Taxing Entity	Name	Item of Tax	2012 Taxable Valuation	Amount of Tax Mills	Total Tax Mills	Estimate of Tax Dollars	Total Est. Tax Dollars	
County	Ottawa	Operating	128,338,510	3.6000	4.3565	462,018	559,105	
		E-911	128,338,510	0.4400		56,468		
		Parks	128,338,510	0.3165		40,619		
Township	Crockery	Operating	128,338,510	0.8991	2.8597	115,389	367,008	
		Fire	128,338,510	1.3806		177,184		
		Roads	128,338,510	0.3300		42,351		
		Twp Hall Maintenance	128,338,510	0.2500		32,084		
School District	Spring Lake	Operating	18,341,811	18.0000		330,152	884,952	
		Operating- Com. Pers.	2,514,400	6.0000		15,086		
		Debt	83,923,817	6.4310		539,714		
		TOTAL PRE	62,113,306			6.4310		399,451
		TOTAL Non-PRE	18,341,811			24.4310		448,108
		TOTAL Commercial Personal	2,514,400			12.4310		31,256
		TOTAL Industrial Personal	954,300			6.4310		6,137
TOTAL COMBINED	83,923,817							
School District	Coopersville	Operating	900	18.0000		16	1,852	
		Operating-Comm. Pers	0	6.0000		0		
		Debt	211,347	8.6900		1,836		
		TOTAL PRE	210,447			8.6900		1,828
		TOTAL Non-PRE	900			26.6900		24
		TOTAL Commercial Personal	0			14.6900		0
		TOTAL Industrial Personal	0			8.6900		0
TOTAL COMBINED	211,347							
School District	Fruitport	Operating	8,499,033	18.0000		152,982	285,725	
		Operating-Comm. Pers	22,300	6.0000		133		
		Debt	44,203,346	3.0000		132,610		
		TOTAL PRE	35,682,013			3.0000		107,046
		TOTAL Non-PRE	8,499,033			21.0000		178,479
		TOTAL Commercial Personal	22,300			9.0000		200
		TOTAL Industrial Personal	0			3.0000		0
TOTAL COMBINED	44,203,346							
Interm. School	Ottawa	Operating	84,135,164	5.5234			464,712	
Interm. School	Muskegon	Operating	44,203,346	3.7580			166,116	
State Education	Michigan	Operating	127,384,210		6.0000		764,305	

Totals for Taxable Status by School District	Summer	Winter	Total
Spring Lake School District [Non-PRE]	39.5544	3.6162	43.1706
Spring Lake School District [PRE]	21.5544	3.6162	25.1706
Spring Lake School District [Com. Personal]	27.5544	3.6162	31.1706
Spring Lake School District [Ind. Personal]	15.5544	3.6162	19.1706
Coopersville School District [Non-PRE]	9.6000	35.8296	45.4296
Coopersville School District [PRE]	9.6000	17.8296	27.4296
Coopersville School District [Com. Personal]	9.6000	23.8296	33.4296
Coopersville School District [Ind. Personal]	3.6000	17.8296	21.4296
Fruitport School District [Non-PRE]	34.3580	3.6162	37.9742
Fruitport School District [PRE]	16.3580	3.6162	19.9742
Fruitport School District [Com. Personal]	22.3580	3.6162	25.9742
Fruitport School District [Ind. Personal]	10.3580	3.6162	13.9742

Total: **3,493,775**

**NOTE:** Industrial Personal Property is exempt from the 6 mills of State Education Tax, and up to 18 mills of Local School District Operating millage. Commercial Personal Property is exempt from up to 12 mills of Local School Operating millage.

**Georgetown Charter Township**

**2012 Ad Valorem Taxes**

Taxing Entity	Name	Item of Tax	2012 Taxable Valuation	Amount of Tax Mills	Total Tax Mills	Estimate of Tax Dollars	Total Est. Tax Dollars
County	<b>Ottawa</b>	Operating	1,342,957,114	3.6000	4.3565	4,834,645	5,850,591
		E-911	1,342,957,114	0.4400		590,901	
		Parks	1,342,957,114	0.3165		425,045	
Township	<b>Georgetown</b>	Operating	1,342,957,114	2.2500	2.2500	3,021,653	3,021,653
School District	<b>Jenison</b>	Operating	146,383,391	18.0000		2,634,901	9,083,063
		Operating- Com. Pers.	12,558,800	6.0000		75,352	
		Debt	749,742,420	8.5000		6,372,810	
		TOTAL PRE	588,309,229		8.5000	5,000,629	
		TOTAL Non-PRE	146,383,391		26.5000	3,879,159	
		TOTAL Commercial Personal	12,558,800		14.5000	182,102	
		TOTAL Industrial Personal	2,491,000		8.5000	21,173	
TOTAL COMBINED	749,742,420						
School District	<b>Hudsonville</b>	Operating	85,567,566	18.0000		1,540,216	6,021,385
		Operating-Comm. Pers	4,670,400	6.0000		28,022	
		Debt	556,643,530	7.0000		3,896,504	
		Bldg & Site	556,643,530	1.0000		556,643	
		TOTAL PRE	465,736,664		8.0000	3,725,893	
		TOTAL Non-PRE	85,567,566		26.0000	2,224,756	
		TOTAL Commercial Personal	4,670,400		14.0000	65,385	
TOTAL Industrial Personal	668,900		8.0000	5,351			
TOTAL COMBINED	556,643,530						
School District	<b>Grandville</b>	Operating	2,026,629	18.0000		36,479	205,690
		Operating-Comm. Pers	164,300	6.0000		985	
		Debt	36,571,164	3.2000		117,027	
		Bldg & Site	36,571,164	1.4000		51,199	
		TOTAL PRE	34,380,235		4.6000	158,148	
		TOTAL Non-PRE	2,026,629		22.6000	45,801	
		TOTAL Commercial Personal	164,300		10.6000	1,741	
TOTAL Industrial Personal	0		4.6000	0			
TOTAL COMBINED	36,571,164						
Interm. School	<b>Ottawa</b>	Operating	1,306,385,950	5.5234			7,215,692
Interm. School	<b>Kent</b>	Operating	36,571,164	4.6903			171,529
Comm. College	<b>Grand Rapids</b>	Operating	36,571,164		1.7865		65,334
State Education	<b>Michigan</b>	Operating	1,339,797,214		6.0000		8,038,783

Totals for Taxable Status by School District	Summer	Winter	Total
Jenison School District [Non-PRE]	41.6234	3.0065	44.6299
Jenison School District [PRE]	23.6234	3.0065	26.6299
Jenison School District [Com. Personal]	29.6234	3.0065	32.6299
Jenison School District [Ind. Personal]	17.6234	3.0065	20.6299
Hudsonville School District [Non-PRE]	28.1234	16.0065	44.1299
Hudsonville School District [PRE]	19.1234	7.0065	26.1299
Hudsonville School District [Com. Personal]	22.1234	10.0065	32.1299
Hudsonville School District [Ind. Personal]	13.1234	7.0065	20.1299
Grandville School District [Non-PRE]	38.6768	3.0065	41.6833
Grandville School District [PRE]	20.6768	3.0065	23.6833
Grandville School District [Com. Personal]	26.6768	3.0065	29.6833
Grandville School District [Ind. Personal]	14.6768	3.0065	17.6833

**Total: 39,673,720**

**NOTE:** Industrial Personal Property is exempt from the 6 mills of State Education Tax, and up to 18 mills of Local School District Operating millage. Commercial Personal Property is exempt from up to 12 mills of Local School Operating millage.

# Grand Haven Charter Township

# 2012 Ad Valorem Taxes

Taxing Entity	Name	Item of Tax	2012 Taxable Valuation	Amount of Tax Mills	Total Tax Mills	Estimate of Tax Dollars	Total Est. Tax Dollars	
County	<b>Ottawa</b>	Operating	645,264,877	3.6000	4.3565	2,322,953	2,811,095	
		E-911	645,264,877	0.4400		283,916		
		Parks	645,264,877	0.3165		204,226		
Township	<b>Grand Haven</b>	Operating	645,264,877	0.9171	4.7571	591,772	3,069,700	
		Fire Operating	645,264,877	1.5000		967,897		
		Museum	645,264,877	0.2500		161,316		
		Aging Council	645,264,877	0.2500		161,316		
		* Water Debt	645,643,177	0.3000		193,692		
		Transportation	645,264,877	0.9500		613,001		
		Fire Apparatus	645,264,877	0.5900		380,706		
Library District	<b>Loutit</b>	Operating	645,264,877	0.9788	1.0988	631,585	709,062	
		* Debt	645,643,177	0.1200		77,477		
School District	<b>Grand Haven</b>	Operating	161,488,782	18.0000		2,906,798	5,188,180	
		Operating- Com. Pers.	7,909,500	6.0000		47,457		
		* Debt	645,643,177	3.4600		2,233,925		
		TOTAL PRE		458,324,695		3.4600		1,585,803
		TOTAL Non-PRE		161,488,782		21.4600		3,465,552
		TOTAL Commercial Personal		7,909,500		9.4600		74,823
		TOTAL Industrial Personal		17,541,900		3.4600		60,694
TOTAL Renaissance Zone		378,300		3.4600	1,308			
TOTAL COMBINED		645,643,177						
Interm. School	<b>Ottawa</b>	Operating	645,264,877		5.5234		3,564,056	
State Education	<b>Michigan</b>	Operating	627,722,977		6.0000		3,766,337	

Totals for Taxable Status by School District			Summer	Winter	Total
Grand Haven School District	[Non-PRE]		25.8534	17.3424	43.1958
Grand Haven School District	[PRE]		16.8534	8.3424	25.1958
Grand Haven School District	[Com. Personal]		19.8534	11.3424	31.1958
Grand Haven School District	[Ind. Personal]		10.8534	8.3424	19.1958
Grand Haven School District	[Ren. Zone]		1.7300	2.1500	3.8800

**Total: 19,108,430**

\* Includes Renaissance Zone. For an explanation of Renaissance Zones see Appendix A.

**NOTE:** Industrial Personal Property is exempt from the 6 mills of State Education Tax, and up to 18 mills of Local School District Operating millage. Commercial Personal Property is exempt from up to 12 mills of Local School Operating millage.

**Holland Charter Township**

**2012 Ad Valorem Taxes**

Taxing Entity	Name	Item of Tax	Taxable Valuation	of Tax Mills	Tax Mills	of Tax Dollars	Tax Dollars
County	<b>Ottawa</b>	Operating	1,052,516,501	3.6000	4.3565	3,789,059	4,585,287
		E-911	1,052,516,501	0.4400		463,107	
		Parks	1,052,516,501	0.3165		333,121	
Township	<b>Holland</b>	Operating	1,052,516,501	3.4479	6.1000	3,628,971	6,420,349
		Library	1,052,516,501	1.2721		1,338,906	
		Bike Path	1,052,516,501	0.3800		399,956	
		E-unit	1,052,516,501	1.0000		1,052,516	
Authority	<b>Holl Swim Pool</b>	Operating	29,634,653	0.8500	1.5700	25,189	46,525
		Debt	29,634,653	0.7200		21,336	
Authority	<b>MAX Transport</b>	Operating	1,052,516,501		0.4000		421,006
School District	<b>Holland</b>	Operating	22,910,433	18.0000		412,387	661,185
		Operating- Com. Pers.	2,793,400	6.0000		16,760	
		Debt	29,634,653	7.0800		209,813	
		Bldg&Site - All	29,634,653	0.7500		22,225	
		TOTAL PRE	2,743,120		7.8300	21,478	
		TOTAL Non-PRE	22,910,433		25.8300	591,776	
		TOTAL Commercial Personal	2,793,400		13.8300	38,632	
		TOTAL Industrial Personal	1,187,700		7.8300	9,299	
TOTAL COMBINED	29,634,653						
School District	<b>West Ottawa</b>	Operating	345,142,074	18.0000		6,212,557	12,507,750
		Operating-Comm. Pers	33,743,400	6.0000		202,460	
		* Debt	756,861,322	7.7500		5,865,675	
		* Bldg & Site	756,861,322	0.3000		227,058	
		TOTAL PRE	309,582,048		8.0500	2,492,136	
		TOTAL Non-PRE	345,142,074		26.0500	8,990,951	
		TOTAL Commercial Personal	33,743,400		14.0500	474,094	
		TOTAL Industrial Personal	49,832,900		8.0500	401,154	
TOTAL Renaissance Zone	18,560,900		8.0500	149,415			
TOTAL COMBINED	756,861,322						
School District	<b>Zeeland</b>	Operating	63,902,337	18.0000		1,150,242	3,516,131
		Operating-Comm. Pers	3,964,200	6.0000		23,785	
		Debt	284,581,426	6.8300		1,943,691	
		Bldg & Site	284,581,426	1.0000		284,581	
		Recreation	284,581,426	0.4000		113,832	
		TOTAL PRE	210,153,489		8.2300	1,729,563	
		TOTAL Non-PRE	63,902,337		26.2300	1,676,158	
		TOTAL Commercial Personal	3,964,200		14.2300	56,410	
TOTAL Industrial Personal	6,561,400		8.2300	54,000			
TOTAL COMBINED	284,581,426						
Intern. School	<b>Ottawa</b>	Operating	1,052,516,501		5.5234		5,813,469
State Education	<b>Michigan</b>	Operating	994,934,501		6.0000		5,969,607

Totals for Taxable Status by School District	Summer	Winter	Total
<b>Holland School District [Non-PRE]</b>	29.2234	20.5565	49.7799
<b>Holland School District [PRE]</b>	20.2234	11.5565	31.7799
<b>Holland School District [Com. Personal]</b>	23.2234	14.5565	37.7799
<b>Holland School District [Ind. Personal]</b>	14.2234	11.5565	25.7799
<b>West Ottawa School District [Non-PRE]</b>	41.5734	6.8565	48.4299
<b>West Ottawa School District [PRE]</b>	23.5734	6.8565	30.4299
<b>West Ottawa School District [Com. Personal]</b>	29.5734	6.8565	36.4299
<b>West Ottawa School District [Ind. Personal]</b>	17.5734	6.8565	24.4299
<b>West Ottawa School District [Ren. Zone]</b>	8.0500		8.0500
<b>Zeeland School District [Non-PRE]</b>	28.6384	19.9715	48.6099
<b>Zeeland School District [PRE]</b>	19.6384	10.9715	30.6099
<b>Zeeland School District [Com. Personal]</b>	22.6384	13.9715	36.6099
<b>Zeeland School District [Ind. Personal]</b>	13.6384	10.9715	24.6099

**Total: 39,941,309**

**NOTE 1:** Industrial Personal Property is exempt from the 6 mills State Education Tax and up to 18 mills of Local School District operating millage. Commercial Personal Property is exempt from up to 12 mills of Local School District operating millage.

**NOTE 2:** The taxable valuations of the Senior Citizen and Disabled Family Housing parcels have been removed from this report as they are not considered Ad Valorem taxes for the tax roll.

\* Includes Renaissance Zone. For an explanation of Renaissance Zones see Appendix A.



# Jamestown Charter Township

# 2012 Ad Valorem Taxes

Taxing Entity	Name	Item of Tax	2012 Taxable Valuation	Amount of Tax Mills	Total Tax Mills	Estimate of Tax Dollars	Total Est. Tax Dollars	
County	<b>Ottawa</b>	Operating	272,512,992	3.6000	4.3565	981,046	1,187,201	
		E-911	272,512,992	0.4400		119,905		
		Parks	272,512,992	0.3165		86,250		
Township	<b>Jamestown</b>	Operating	272,512,992	0.8950	4.3312	243,899	1,180,307	
		Fire	272,512,992	1.5000		408,769		
		Roads	272,512,992	1.5000		408,769		
		Library Operating	272,512,992	0.4362		118,870		
School District	<b>Hudsonville</b>	Operating	38,422,087	18.0000		691,597	2,781,410	
		Operating- Com. Pers.	3,838,300	6.0000		23,029		
		Debt	258,348,058	7.0000		1,808,436		
		Bldg&Site - All	258,348,058	1.0000		258,348		
		TOTAL PRE	210,831,071			8.0000		1,686,648
		TOTAL Non-PRE	38,422,087			26.0000		998,974
		TOTAL Commercial Personal	3,838,300			14.0000		53,736
TOTAL Industrial Personal	5,256,600		8.0000	42,052				
TOTAL COMBINED	258,348,058							
School District	<b>Grandville</b>	Operating	1,284,557	18.0000		23,122	88,279	
		Operating-Comm. Pers	0	6.0000		0		
		Debt	14,164,934	3.2000		45,327		
		Bldg & Site	14,164,934	1.4000		19,830		
		TOTAL PRE	12,880,377			4.6000		59,249
		TOTAL Non-PRE	1,284,557			22.6000		29,030
		TOTAL Commercial Personal	0			10.6000		0
TOTAL Industrial Personal	0		4.6000	0				
TOTAL COMBINED	14,164,934							
Interm. School	<b>Ottawa</b>	Operating	258,348,058		5.5234		1,426,959	
Interm. School	<b>Kent</b>	Operating	14,164,934		4.6903		66,437	
Comm. College	<b>Grand Rapids</b>	Operating	14,164,934		1.7865		25,305	
State Education	<b>Michigan</b>	Operating	267,256,392		6.0000		1,603,538	

Totals for Taxable Status by School District	Summer	Winter	Total
Hudsonville School District [Non-PRE]	28.1234	18.0877	46.2111
Hudsonville School District [PRE]	19.1234	9.0877	28.2111
Hudsonville School District [Com. Personal]	22.1234	12.0877	34.2111
Hudsonville School District [Ind. Personal]	13.1234	9.0877	22.2111
Grandville School District [Non-PRE]	38.6768	5.0877	43.7645
Grandville School District [PRE]	20.6768	5.0877	25.7645
Grandville School District [Com. Personal]	26.6768	5.0877	31.7645
Grandville School District [Ind. Personal]	14.6768	5.0877	19.7645

Total: **8,359,436**

**NOTE:** Industrial Personal Property is exempt from the 6 mills of State Education Tax, and up to 18 mills of Local School District Operating millage. Commercial Personal Property is exempt from up to 12 mills of Local School Operating millage.

# Olive Township

## 2012 Ad Valorem Taxes

Taxing Entity	Name	Item of Tax	2012 Taxable Valuation	Amount of Tax Mills	Total Tax Mills	Estimate of Tax Dollars	Total Est. Tax Dollars		
County	<b>Ottawa</b>	Operating	143,628,943	3.6000	4.3565	517,064	625,718		
		E-911	143,628,943	0.4400		63,196			
		Parks	143,628,943	0.3165		45,458			
Township	<b>Olive</b>	Operating	143,628,943	0.9784	4.9784	140,526	715,040		
		Roads	143,628,943	2.0000		287,257			
		Fire	143,628,943	1.7500		251,350			
		Library	143,628,943	0.2500		35,907			
School District	<b>West Ottawa</b>	Operating	21,376,250	18.0000		384,772	913,769		
		Operating- Com. Pers.	1,243,180	6.0000		7,459			
		Debt	64,787,361	7.7500		502,102			
		Bldg&Site - All	64,787,361	0.3000		19,436			
		TOTAL PRE		40,086,031				8.0500	322,693
		TOTAL Non-PRE		21,376,250				26.0500	556,851
		TOTAL Commercial Personal		1,243,180				14.0500	17,466
		TOTAL Industrial Personal		2,081,900				8.0500	16,759
		TOTAL COMBINED		64,787,361					
		School District	<b>Zeeland</b>	Operating		15,267,034		18.0000	
Operating-Comm. Pers	1,053,200			6.0000	6,319				
Debt	78,841,582			6.8300	538,488				
Bldg & Site	78,841,582			1.0000	78,841				
Recreation	78,841,582			0.4000	31,536				
TOTAL PRE				57,540,948		8.2300	473,561		
TOTAL Non-PRE				15,267,034		26.2300	400,454		
TOTAL Commercial Personal				1,053,200		14.2300	14,987		
TOTAL Industrial Personal		4,980,400		8.2300	40,988				
TOTAL COMBINED		78,841,582							
Interm. School	<b>Ottawa</b>	Operating	143,628,943		5.5234		793,320		
State Education	<b>Michigan</b>	Operating	136,566,643		6.0000		819,399		

Totals for Taxable Status by School District	Summer	Winter	Total
<b>West Ottawa School District [Non-PRE]</b>	41.1734	5.7349	46.9083
<b>West Ottawa School District [PRE]</b>	23.1734	5.7349	28.9083
<b>West Ottawa School District [Com. Personal]</b>	29.1734	5.7349	34.9083
<b>West Ottawa School District [Ind. Personal]</b>	17.1734	5.7349	22.9083
<b>Zeeland School District [Non-PRE]</b>	28.2384	18.8499	47.0883
<b>Zeeland School District [PRE]</b>	19.2384	9.8499	29.0883
<b>Zeeland School District [Com. Personal]</b>	22.2384	12.8499	35.0883
<b>Zeeland School District [Ind. Personal]</b>	13.2384	9.8499	23.0883

**Total: 4,797,236**

**NOTE:** Industrial Personal Property is exempt from the 6 mills of State Education Tax, and up to 18 mills of Local School District Operating millage. Commercial Personal Property is exempt from up to 12 mills of Local School Operating millage.

**Park Township**

**2012 Ad Valorem Taxes**

Taxing Entity	Name	Item of Tax	2012 Taxable Valuation	Amount of Tax Mills	Total Tax Mills	Estimate of Tax Dollars	Total Est. Tax Dollars		
County	<b>Ottawa</b>	Operating	879,517,353	3.6000	4.3565	3,166,262	3,831,616		
		E-911	879,517,353	0.4400		386,987			
		Parks	879,517,353	0.3165		278,367			
Township	<b>Park</b>	Operating	879,517,353	0.9439	3.8860	830,176	3,417,801		
		Parks	879,517,353	0.5000		439,758			
		E-Unit	879,517,353	0.6700		589,276			
		Bike Paths	879,517,353	0.4000		351,806			
		Library	879,517,353	1.2721		1,118,834			
		West Michigan Airport	879,517,353	0.1000		87,951			
Authority	<b>Holl Swim Pool</b>	Operating	101,813,779	0.8500	1.5700	86,541	159,846		
		Debt	101,813,779	0.7200		73,305			
School District	<b>West Ottawa</b>	Operating	174,885,201	18.0000		3,147,933	9,421,813		
		Operating- Com. Pers.	2,227,900	6.0000		13,367			
		Debt	777,703,574	7.7500		6,027,202			
		Bldg&Site - All	777,703,574	0.3000		233,311			
		TOTAL PRE		600,590,473				8.0500	4,834,753
		TOTAL Non-PRE		174,885,201				26.0500	4,555,759
		TOTAL Commercial Personal		2,227,900				14.0500	31,301
TOTAL Industrial Personal		0		8.0500	0				
TOTAL COMBINED		777,703,574							
School District	<b>Holland</b>	Operating	46,252,489	18.0000		832,544	1,631,366		
		Operating-Comm. Pers	270,300	6.0000		1,621			
		Debt	101,813,779	7.0800		720,841			
		Bldg & Site	101,813,779	0.7500		76,360			
		TOTAL PRE		55,290,990				7.8300	432,927
		TOTAL Non-PRE		46,252,489				25.8300	1,194,701
TOTAL Commercial Personal		270,300		13.8300	3,738				
TOTAL Industrial Personal		0		7.8300	0				
TOTAL COMBINED		101,813,779							
Interm. School	<b>Ottawa</b>	Operating	879,517,353		5.5234		4,857,926		
State Education	<b>Michigan</b>	Operating	879,517,353		6.0000		5,277,104		

Totals for Taxable Status by School District		Summer	Winter	Total
West Ottawa School District	[Non-PRE]	41.1734	4.6425	45.8159
West Ottawa School District	[PRE]	23.1734	4.6425	27.8159
West Ottawa School District	[Com. Personal]	29.1734	4.6425	33.8159
West Ottawa School District	[Ind. Personal]	17.1734	4.6425	21.8159
Holland School District	[Non-PRE]	28.8234	18.3425	47.1659
Holland School District	[PRE]	19.8234	9.3425	29.1659
Holland School District	[Com. Personal]	22.8234	12.3425	35.1659
Holland School District	[Ind. Personal]	13.8234	9.3425	23.1659

**Total: 28,597,472**

**NOTE:** Industrial Personal Property is exempt from the 6 mills of State Education Tax, and up to 18 mills of Local School District Operating millage. Commercial Personal Property is exempt from up to 12 mills of Local School Operating millage.

**Polkton Charter Township**

**2012 Ad Valorem Taxes**

Taxing Entity	Name	Item of Tax	2012 Taxable Valuation	Amount of Tax Mills	Total Tax Mills	Estimate of Tax Dollars	Total Est. Tax Dollars	
County	<b>Ottawa</b>	Operating	97,973,949	3.6000	4.3565	352,706	426,822	
		E-911	97,973,949	0.4400		43,108		
		Parks	97,973,949	0.3165		31,008		
Township	<b>Polkton</b>	Operating	97,973,949	0.9569	4.2069	93,751	412,164	
		Aging Council	97,973,949	0.2500		24,493		
		Fire	97,973,949	1.0000		97,973		
		Roads	97,973,949	2.0000		195,947		
Library District	<b>Coopersville</b>	Operating	97,973,949		0.5881		57,618	
School District	<b>Coopersville</b>	Operating	11,443,361	18.0000		205,980	1,064,514	
		Operating- Com. Pers.	1,190,300	6.0000		7,141		
		Debt	97,973,949	8.6900		851,393		
		TOTAL PRE		82,911,588		8.6900		720,501
		TOTAL Non-PRE		11,443,361		26.6900		305,423
		TOTAL Commercial Personal		1,190,300		14.6900		17,485
		TOTAL Industrial Personal		2,428,700		8.6900		21,105
TOTAL COMBINED		97,973,949						
Interm. School	<b>Ottawa</b>	Operating	97,973,949		5.5234		541,149	
State Education	<b>Michigan</b>	Operating	95,545,249		6.0000		573,271	

Totals for Taxable Status by School District		Summer	Winter	Total
Coopersville School District	[Non-PRE] (70-120)	9.6000	37.7649	47.3649
Coopersville School District	[PRE] (70-120)	9.6000	19.7649	29.3649
Coopersville School District	[Com. Personal] (70-120)	9.6000	25.7649	35.3649
Coopersville School District	[Ind. Personal] (70-120)	3.6000	19.7649	23.3649

**Total: 3,075,538**

**NOTE:** Industrial Personal Property is exempt from the 6 mills of State Education Tax, and up to 18 mills of Local School District Operating millage. Commercial Personal Property is exempt from up to 12 mills of Local School Operating millage.

# Port Sheldon Township

## 2012 Ad Valorem Taxes

Taxing Entity	Name	Item of Tax	2012 Taxable Valuation	Amount of Tax Mills	Total Tax Mills	Estimate of Tax Dollars	Total Est. Tax Dollars	
County	<b>Ottawa</b>	Operating	644,255,543	3.6000	4.3565	2,319,319	2,806,697	
		E-911	644,255,543	0.4400				283,472
		Parks	644,255,543	0.3165				203,906
Township	<b>Port Sheldon</b>	Operating	644,255,543	1.0000	1.4500	644,255	934,169	
		Fire	644,255,543	0.3500				225,489
		Library	644,255,543	0.1000				64,425
Library District	<b>Loutit</b>	Operating	463,275,697	0.9788	1.0988	453,454	509,047	
		Debt	463,275,697	0.1200				55,593
School District	<b>Grand Haven</b>	Operating	396,871,258	18.0000	21.4600	7,143,682	8,751,521	
		Operating- Com. Pers.	817,800	6.0000				4,906
		Debt	463,275,697	3.4600				1,602,933
		TOTAL PRE	61,140,339					211,545
		TOTAL Non-PRE	396,871,258					8,516,856
		TOTAL Com Personal	817,800					7,736
		TOTAL Ind Personal	4,446,300					15,384
TOTAL COMBINED	463,275,697							
School District	<b>West Ottawa</b>	Operating	44,156,366	18.0000	26.0500	794,814	2,259,177	
		Operating-Comm. Pers	1,246,300	6.0000				7,477
		Debt	180,979,846	7.7500				1,402,593
		Bldg & Site	180,979,846	0.3000				54,293
		TOTAL PRE	135,577,180					1,091,394
		TOTAL Non-PRE	44,156,366					1,150,273
		TOTAL Com Personal	1,246,300					17,510
TOTAL Ind Personal	0		0					
TOTAL COMBINED	180,979,846							
Intern. School	<b>Ottawa</b>	Operating	644,255,543		5.5234		3,558,481	
State Education	<b>Michigan</b>	Operating	639,809,243		6.0000		3,838,855	

Totals for Taxable Status by School District	Summer	Winter	Total
<b>Grand Haven School District [Non-PRE]</b>	26.8322	13.0565	39.8887
<b>Grand Haven School District [PRE]</b>	17.8322	4.0565	21.8887
<b>Grand Haven School District [Com. Personal]</b>	20.8322	7.0565	27.8887
<b>Grand Haven School District [Ind. Personal]</b>	11.8322	4.0565	15.8887
<b>West Ottawa School District [Non-PRE]</b>	41.1734	2.2065	43.3799
<b>West Ottawa School District [PRE]</b>	23.1734	2.2065	25.3799
<b>West Ottawa School District [Com. Personal]</b>	29.1734	2.2065	31.3799
<b>West Ottawa School District [Ind. Personal]</b>	17.1734	2.2065	19.3799

**Total: 22,657,947**

**NOTE:** Industrial Personal Property is exempt from the 6 mills of State Education Tax, and up to 18 mills of Local School District Operating millage. Commercial Personal Property is exempt from up to 12 mills of Local School Operating millage.

# Robinson Township

## 2012 Ad Valorem Taxes

Taxing Entity	Name	Item of Tax	2012 Taxable Valuation	Amount of Tax Mills	Total Tax Mills	Estimate of Tax Dollars	Total Est. Tax Dollars		
County	<b>Ottawa</b>	Operating	193,074,769	3.6000	4.3565	695,069	841,129		
		E-911	193,074,769	0.4400		84,952			
		Parks	193,074,769	0.3165		61,108			
Township	<b>Robinson</b>	Operating	193,074,769	0.9047	3.4800	174,674	671,898		
		Fire	193,074,769	1.5753		304,150			
		Roads	193,074,769	1.0000		193,074			
Library District	<b>Loutit</b>	Operating	193,074,769	0.9788	1.0988	188,981	212,149		
		Debt	193,074,769	0.1200		23,168			
School District	<b>Grand Haven</b>	Operating	23,327,788	18.0000		419,900	988,764		
		Operating- Com. Pers.	849,400	6.0000		5,096			
		Debt	162,939,011	3.4600		563,768			
		TOTAL PRE		138,427,023				3.4600	478,957
		TOTAL Non-PRE		23,327,788				21.4600	500,614
		TOTAL Commercial Personal		849,400				9.4600	8,035
		TOTAL Industrial Personal		334,800				3.4600	1,158
TOTAL COMBINED		162,939,011							
School District	<b>Zeeland</b>	Operating	3,833,546	18.0000		69,003	322,371		
		Operating-Comm. Pers	892,100	6.0000		5,352			
		Debt	30,135,758	6.8300		205,827			
		Bldg & Site	30,135,758	1.0000		30,135			
		Recreation	30,135,758	0.4000		12,054			
		TOTAL PRE		25,410,112				8.2300	209,124
		TOTAL Non-PRE		3,833,546				26.2300	100,553
		TOTAL Commercial Personal		892,100				14.2300	12,694
TOTAL Industrial Personal		0		8.2300	0				
TOTAL COMBINED		30,135,758							
Interm. School	<b>Ottawa</b>	Operating	193,074,769		5.5234		1,066,429		
State Education	<b>Michigan</b>	Operating	192,739,969		6.0000		1,156,439		

Totals for Taxable Status by School District	Summer	Winter	Total
<b>Grand Haven School District [Non-PRE]</b>	25.8534	16.0653	41.9187
<b>Grand Haven School District [PRE]</b>	16.8534	7.0653	23.9187
<b>Grand Haven School District [Com. Personal]</b>	19.8534	10.0653	29.9187
<b>Grand Haven School District [Ind. Personal]</b>	10.8534	7.0653	17.9187
<b>Zeeland School District [Non-PRE]</b>	28.2384	18.4503	46.6887
<b>Zeeland School District [PRE]</b>	19.2384	9.4503	28.6887
<b>Zeeland School District [Com. Personal]</b>	22.2384	12.4503	34.6887
<b>Zeeland School District [Ind. Personal]</b>	13.2384	9.4503	22.6887

Total: **5,259,179**

**NOTE:** Industrial Personal Property is exempt from the 6 mills of State Education Tax, and up to 18 mills of Local School District Operating millage. Commercial Personal Property is exempt from up to 12 mills of Local School Operating millage.

**Spring Lake Township and Village**

**2012 Ad Valorem Taxes**

Taxing Entity	Name	Item of Tax	2012 Taxable Valuation	Amount of Tax Mills	Total Tax Mills	Estimate of Tax Dollars	Total Est. Tax Dollars
County	Ottawa	Operating	662,240,060	3.6000	4.3565	2,384,064	2,885,047
		E-911	662,240,060	0.4400		291,385	
		Parks	662,240,060	0.3165		209,598	
Township	Spring Lake	Operating	662,240,060	0.9655	1.9298	639,392	1,277,988
		Museum	662,240,060	0.2271		150,394	
		Bike Path	662,240,060	0.4900		324,497	
		Aging Council	662,240,060	0.2472		163,705	
Library District	Spring Lake	Operating	662,240,060	1.7335	2.2335	1,147,993	1,479,353
		* Debt	662,721,060	0.5000		331,360	
School District	Spring Lake	Operating	125,920,918	18.0000	6.4310	2,266,576	5,578,611
		Operating- Com. Pers.	3,796,276	6.0000		22,777	
		* Debt	511,469,262	6.4310		3,289,258	
		TOTAL PRE	363,520,568			2,337,801	
		TOTAL Non-PRE	125,920,918			3,076,373	
		TOTAL Commercial Personal	3,796,276			47,191	
		TOTAL Industrial Personal	17,750,500			114,153	
TOTAL Renaissance Zone	481,000		3,093				
TOTAL COMBINED	511,469,262						
School District	Grand Haven	Operating	40,465,789	18.0000	3.4600	728,384	1,128,945
		Operating-Comm. Pers	1,324,100	6.0000		7,944	
		Debt	113,473,199	3.4600		392,617	
		TOTAL PRE	69,886,210			241,806	
		TOTAL Non-PRE	40,465,789			868,397	
		TOTAL Commercial Personal	1,324,100			12,525	
		TOTAL Industrial Personal	1,797,100			6,217	
TOTAL COMBINED	113,473,199						
School District	Fruitport	Operating	12,423,141	18.0000	3.0000	223,616	338,147
		Operating-Comm. Pers	199,400	6.0000		1,196	
		Debt	37,778,599	3.0000		113,335	
		TOTAL PRE	24,939,858			74,819	
		TOTAL Non-PRE	12,423,141			260,886	
		TOTAL Commercial Personal	199,400			1,794	
		TOTAL Industrial Personal	216,200			648	
TOTAL COMBINED	37,778,599						
Interm. School	Ottawa	Operating	624,461,461	5.5234			3,449,150
Interm. School	Muskegon	Operating	37,778,599	3.7580			141,971
State Education	Michigan	Operating	642,476,260	6.0000			3,854,857
Village	Spring Lake	Operating	110,516,809	9.9012	11.6619	1,094,249	1,288,835
		Debt	110,516,809	0.7709		85,197	
		Harbor Transit	110,516,809	0.9898		109,389	

Totals for Taxable Status by School District	Summer	Winter	Total
Spring Lake School District [Non-PRE]	39.5544	4.9198	44.4742
Spring Lake School District [PRE]	21.5544	4.9198	26.4742
Spring Lake School District [Com. Personal]	27.5544	4.9198	32.4742
Spring Lake School District [Ind. Personal]	15.5544	4.9198	20.4742
Spring Lake School District [Renaissance Zone]	6.4310	0.5000	6.9310
Spring Lake School District [Non-PRE] in Village	51.2163	4.9198	56.1361
Spring Lake School District [PRE] in Village	33.2163	4.9198	38.1361
Spring Lake School District [Com. Personal] in Village	39.2163	4.9198	44.1361
Spring Lake School District [Ind. Personal] in Village	27.2163	4.9198	32.1361
Grand Haven School District [Non-PRE]	25.8534	15.6498	41.5032
Grand Haven School District [PRE]	16.8534	6.6498	23.5032
Grand Haven School District [Com. Personal]	19.8534	9.6498	29.5032
Grand Haven School District [Ind. Personal]	10.8534	6.6498	17.5032
Fruitport School District [Non-PRE]	34.3580	4.9198	39.2778
Fruitport School District [PRE]	16.3580	4.9198	21.2778
Fruitport School District [Com. Personal]	22.3580	4.9198	27.2778
Fruitport School District [Ind. Personal]	10.3580	4.9198	15.2778

Township Total excluding Village Tax	<b>20,134,069</b>
Village Only Total:	<b>1,288,835</b>

**NOTE 1:** Industrial Personal Property is exempt from the 6 mills State Education Tax and up to 18 mills of Local School District operating millage. Commercial Personal Property is exempt from up to 12 mills of Local School District operating millage.

**NOTE 2:** The taxable valuations of the Senior Citizen and Disabled Family Housing parcels have been removed from this report as they are not considered part of the Ad Valorem tax roll.

\* Includes Renaissance Zone. For an explanation of Renaissance Zones see Appendix A.

# Tallmadge Charter Township

# 2012 Ad Valorem Taxes

Taxing Entity	Name	Item of Tax	2012 Taxable Valuation	Amount of Tax Mills	Total Tax Mills	Estimate of Tax Dollars	Total Est. Tax Dollars
County	<b>Ottawa</b>	Operating	256,707,957	3.6000	4.3565	924,148	1,118,347
		E-911	256,707,957	0.4400		112,951	
		Parks	256,707,957	0.3165		81,248	
Township	<b>Tallmadge</b>	Operating	256,707,957	0.9542	2.2042	244,950	565,833
		Fire	256,707,957	0.2500		64,176	
		Police & Fire	256,707,957	0.7000		179,695	
		Library	256,707,957	0.3000		77,012	
School District	<b>Coopersville</b>	Operating	9,821,524	18.0000	8.6900	176,787	969,533
		Operating- Com. Pers.	389,643	6.0000		2,337	
		Debt	90,956,257	8.6900		790,409	
		TOTAL PRE	80,745,090			701,674	
		TOTAL Non-PRE	9,821,524			262,136	
		TOTAL Commercial Personal	389,643			5,723	
		TOTAL Industrial Personal	0			0	
TOTAL COMBINED	90,956,257						
School District	<b>Grandville</b>	Operating	33,630,535	18.0000	4.6000	605,349	1,145,442
		Operating-Comm. Pers	1,197,049	6.0000		7,182	
		* Debt	115,850,539	3.2000		370,721	
		* Bldg & Site	115,850,539	1.4000		162,190	
		TOTAL PRE	72,402,703			333,052	
		TOTAL Non-PRE	33,630,535			760,050	
		TOTAL Commercial Personal	1,197,049			12,688	
		TOTAL Industrial Personal	2,713,170			12,480	
TOTAL Renaissance Zone	5,907,082		27,172				
TOTAL COMBINED	115,850,539						
School District	<b>Kenowa Hills</b>	Operating	9,716,098	18.0000	2.9700	174,889	344,297
		Operating-Comm. Pers	473,760	6.0000		2,842	
		* Debt	56,082,850	2.9700		166,566	
		TOTAL PRE	45,484,788			135,091	
		TOTAL Non-PRE	9,716,098			203,746	
		TOTAL Commercial Personal	473,760			4,249	
		TOTAL Industrial Personal	133,597			396	
TOTAL Renaissance Zone	274,607		815				
TOTAL COMBINED	56,082,850						
Interm. School	<b>Ottawa</b>	Operating	90,956,257		5.5234		502,387
Interm. School	<b>Kent</b>	Operating	165,751,700		4.6903		777,425
Comm. College	<b>Grand Rapids</b>	Operating	165,751,700		1.7865		296,115
State Education	<b>Michigan</b>	Operating	253,861,190		6.0000		1,523,167

Totals for Taxable Status by School District		Summer	Winter	Total
Coopersville School District	[Non-PRE]	9.6000	35.1741	44.7741
Coopersville School District	[PRE]	9.6000	17.1741	26.7741
Coopersville School District	[Com. Personal]	9.6000	23.1741	32.7741
Coopersville School District	[Ind. Personal]	3.6000	17.1741	20.7741
Grandville School District	[Non-PRE]	38.6768	2.9607	41.6375
Grandville School District	[PRE]	20.6768	2.9607	23.6375
Grandville School District	[Com. Personal]	26.6768	2.9607	29.6375
Grandville School District	[Ind. Personal]	14.6768	2.9607	17.6375
Grandville School District	[Ren. Zone]	4.6000	0.0000	4.6000
Kenowa Hills School District	[Non-PRE]	37.0468	2.9607	40.0075
Kenowa Hills School District	[PRE]	19.0468	2.9607	22.0075
Kenowa Hills School District	[Com. Personal]	25.0468	2.9607	28.0075
Kenowa Hills School District	[Ind. Personal]	13.0468	2.9607	16.0075
Kenowa Hills School District	[Ren. Zone]	2.9700	0.0000	2.9700

**Total: 7,242,546**

\* Includes Renaissance Zone. For an explanation of Renaissance Zones see Appendix A.

**NOTE:** Industrial Personal Property is exempt from the 6 mills of State Education Tax, and up to 18 mills of Local School District Operating millage. Commercial Personal Property is exempt from up to 12 mills of Local School Operating millage.



# Wright Township

# 2012 Ad Valorem Taxes

Taxing Entity	Name	Item of Tax	2012 Taxable Valuation	Amount of Tax Mills	Total Tax Mills	Estimate of Tax Dollars	Total Est. Tax Dollars
County	<b>Ottawa</b>	Operating	104,905,953	3.6000	4.3565	377,661	457,021
		E-911	104,905,953	0.4400		46,158	
		Parks	104,905,953	0.3165		33,202	
Township <i>Fire millage added at November 6, 2012 election</i>	<b>Wright</b>	Operating	104,905,953	1.0059	2.0559	105,524	215,674
		Fire	104,905,953	0.8000		83,924	
		Council on Aging	104,905,953	0.2500		26,226	
Library District	<b>Coopersville</b>	Operating	104,905,953		0.5881		61,695
School District	<b>Coopersville</b>	Operating	6,902,446	18.0000		124,244	768,110
		Operating- Com. Pers.	330,600	6.0000		1,983	
		Debt	73,864,599	8.6900		641,883	
		TOTAL PRE	65,443,253		8.6900	568,702	
		TOTAL Non-PRE	6,902,446		26.6900	184,226	
		TOTAL Commercial Personal	330,600		14.6900	4,856	
		TOTAL Industrial Personal	1,188,300		8.6900	10,326	
TOTAL COMBINED	73,864,599						
School District	<b>Kenowa Hills</b>	Operating	9,331,357	18.0000		167,964	268,195
		Operating-Comm. Pers	1,772,400	6.0000		10,634	
		* Debt	30,167,592	2.9700		89,597	
		TOTAL PRE	17,135,363		2.9700	50,892	
		TOTAL Non-PRE	9,331,357		20.9700	195,678	
		TOTAL Commercial Personal	1,772,400		8.9700	15,898	
		TOTAL Industrial Personal	352,600		2.9700	1,047	
TOTAL Renaissance Zone	1,575,872		2.9700	4,680			
TOTAL COMBINED	30,167,592						
School District	<b>Sparta</b>	Operating	399,241	18.0000		7,186	23,908
		Operating-Comm. Pers	8,900	6.0000		53	
		Debt	2,449,634	5.9500		14,575	
		Bldg & Site	2,449,634	0.8552		2,094	
		TOTAL PRE	2,041,493		6.8052	13,892	
		TOTAL Non-PRE	399,241		24.8052	9,903	
TOTAL Commercial Personal	8,900		12.8052	113			
TOTAL Industrial Personal	0		6.8052	0			
TOTAL COMBINED	2,449,634						
Interm. School	<b>Ottawa</b>	Operating	73,864,599		5.5234		407,983
Interm. School	<b>Kent</b>	Operating	31,041,354		4.6903		145,593
Comm. College	<b>Grand Rapids</b>	Operating	31,041,354		1.7865		55,455
State Education	<b>Michigan</b>	Operating	103,365,053		6.0000		620,190

Totals for Taxable Status by School District	Summer	Winter	Total
<b>Coopersville School District [Non-PRE]</b>	9.6000	35.6139	45.2139
<b>Coopersville School District [PRE]</b>	9.6000	17.6139	27.2139
<b>Coopersville School District [Com. Personal]</b>	9.6000	23.6139	33.2139
<b>Coopersville School District [Ind. Personal]</b>	3.6000	17.6139	21.2139
<b>Kenowa Hills School District [Non-PRE]</b>	37.0468	3.4005	40.4473
<b>Kenowa Hills School District [PRE]</b>	19.0468	3.4005	22.4473
<b>Kenowa Hills School District [Com. Personal]</b>	25.0468	3.4005	28.4473
<b>Kenowa Hills School District [Ind. Personal]</b>	13.0468	3.4005	16.4473
<b>Kenowa Hills School District [Ren. Zone]</b>	2.9700	0.0000	2.9700
<b>Sparta School District [Non-PRE]</b>	28.4794	15.8031	44.2825
<b>Sparta School District [PRE]</b>	19.4794	6.8031	26.2825
<b>Sparta School District [Com. Personal]</b>	22.4794	9.8031	32.2825
<b>Sparta School District [Ind. Personal]</b>	13.4794	6.8031	20.2825

**Total: 3,023,824**

*Winter and Total rates amended. Township Fire millage was approved at the November 6, 2012 election.*

\* Includes Renaissance Zone. For an explanation of Renaissance Zones see Appendix A.

**NOTE:** Industrial Personal Property is exempt from the 6 mills of State Education Tax, and up to 18 mills of Local School District Operating millage. Commercial Personal Property is exempt from up to 12 mills of Local School Operating millage.

**Zeeland Charter Township**

**2012 Ad Valorem Taxes**

Taxing Entity	Name	Item of Tax	2012 Taxable Valuation	Amount of Tax Mills	Total Tax Mills	Estimate of Tax Dollars	Total Est. Tax Dollars
County	<b>Ottawa</b>	Operating	320,304,115	3.6000	4.3565	1,153,094	1,396,497
		Operating 25% Ren Zone	1,005,597	0.9000		905	
		E-911	320,304,115	0.4400		140,933	
		E-911 25% Ren Zone	1,005,597	0.1100		110	
		Parks	320,304,115	0.3165		101,376	
		Parks 25% Ren Zone	1,005,597	0.079125		79	

Township	<b>Zeeland</b>	Operating	320,304,115	3.2500	6.7500	1,040,988	2,163,748
		Operating 25% Ren Zone	1,005,597	0.8125		817	
		Roads	320,304,115	2.0000		640,608	
		Roads 25% Ren Zone	1,005,597	0.5000		502	
		Fire	320,304,115	1.5000		480,456	
		Fire 25% Ren Zone	1,005,597	0.3750		377	

School District	<b>Zeeland</b>	Operating	74,910,135	18.0000		1,348,382	3,912,912		
		Operating 25% Ren Zone	490,697	4.5000		2,208			
		Operating- Com. Pers.	5,767,300	6.0000		34,603			
		* Debt	307,276,270	6.8300		2,098,696			
		* Bldg&Site - All	307,276,270	1.0000		307,276			
		Recreation	304,118,611	0.4000		121,647			
		Recreation 25% Ren Zone	1,005,597	0.1000		100			
		TOTAL PRE		219,067,476				8.2300	1,802,925
		TOTAL Non-PRE		74,910,135				26.2300	1,964,892
		TOTAL Commercial Personal		5,767,300				14.2300	82,068
		TOTAL Industrial Personal		4,373,700				8.2300	35,995
		TOTAL Renaissance Zone exc 25%		2,152,062				7.8300	16,850
		TOTAL 25% Ren Zone Real		490,697				12.4300	6,099
TOTAL 25% Ren Zone Personal		514,900		7.9300	4,083				
TOTAL COMBINED		307,276,270							

School District	<b>Hudsonville</b>	Operating	2,264,617	18.0000		40,763	170,784		
		Operating-Comm. Pers	89,800	6.0000		538			
		Debt	16,185,504	7.0000		113,298			
		Bldg & Site	16,185,504	1.0000		16,185			
		TOTAL PRE		13,768,387				8.0000	110,146
		TOTAL Non-PRE		2,264,617				26.0000	58,880
TOTAL Commercial Personal		89,800		14.0000	1,257				
TOTAL Industrial Personal		62,700		8.0000	501				
TOTAL COMBINED		16,185,504							

Interm. School	<b>Ottawa</b>	Operating	320,304,115		5.5234	1,769,167	1,770,555
		Operating 25% Ren Zone	1,005,597		1.38085	1,388	

State Education	<b>Michigan</b>	Operating	315,867,715		6.0000	1,895,206	1,895,942
		Operating 25% Ren Zone	490,697		1.5000	736	

Totals for Taxable Status by School District		Summer	Winter	Total
Zeeland School District	[Non-PRE]	28.2384	20.6215	48.8599
Zeeland School District	[PRE]	19.2384	11.6215	30.8599
Zeeland School District	[Com. Personal]	22.2384	14.6215	36.8599
Zeeland School District	[Ind. Personal]	13.2384	11.6215	24.8599
Zeeland School District	[Ren. Zone]	3.9150	3.9150	7.8300
Zeeland School District	[25% Ren Zone-Real]	9.995850	8.091625	18.087475
Zeeland School District	[25% Ren Zone-Personal]	6.245850	5.841625	12.087475
Hudsonville School District	[Non-PRE]	28.1234	20.5065	48.6299
Hudsonville School District	[PRE]	19.1234	11.5065	30.6299
Hudsonville School District	[Com. Personal]	22.1234	14.5065	36.6299
Hudsonville School District	[Ind. Personal]	13.1234	11.5065	24.6299

**Total: 11,310,438**

\* Includes Renaissance Zone. For an explanation of Renaissance Zones see Appendix A.

**NOTE:** Industrial Personal Property is exempt from the 6 mills of State Education Tax, and up to 18 mills of Local School District Operating millage. Commercial Personal Property is exempt from up to 12 mills of Local School Operating millage.

# Coopersville City

## 2012 Ad Valorem Taxes

Taxing Entity	Name	Item of Tax	2012 Taxable Valuation	Amount of Tax Mills	Total Tax Mills	Estimate of Tax Dollars	Total Est. Tax Dollars
County	Ottawa	Operating	93,188,903	3.6000	4.3565	335,480	405,977
		E-911	93,188,903	0.4400		41,003	
		Parks	93,188,903	0.3165		29,494	
City	Coopersville	Charter-Operating	93,188,903	13.0000	13.8591	1,211,455	1,292,317
		Aging Council	93,188,903	0.2500		23,297	
		* Charter-Debt	94,508,956	0.6091		57,565	
Library District	Coopersville	Operating	93,188,903		0.5881	54,804	54,804
School District	Coopersville	Operating	36,773,896	18.0000		661,930	1,501,996
		Operating- Com. Pers.	3,130,700	6.0000		18,784	
		* Debt	94,508,956	8.6900		821,282	
		TOTAL PRE	49,585,407		8.6900	430,898	
		TOTAL Non-PRE	36,773,896		26.6900	981,495	
		TOTAL Commercial Personal	3,130,700		14.6900	45,989	
		TOTAL Industrial Personal	3,698,900		8.6900	32,143	
TOTAL Renaissance Zone	1,320,053		8.6900	11,471			
TOTAL COMBINED	94,508,956						
Interm. School	Ottawa	Operating	93,188,903		5.5234	514,719	514,719
State Education	Michigan	Operating	89,490,003		6.0000	536,940	536,940

Totals for Taxable Status by School District		Summer	Winter	Total
Coopersville School District	[Non-PRE]	23.4591	33.5580	57.0171
Coopersville School District	[PRE]	23.4591	15.5580	39.0171
Coopersville School District	[Com. Personal]	23.4591	21.5580	45.0171
Coopersville School District	[Ind. Personal]	17.4591	15.5580	33.0171
Coopersville School District	[Ren. Zone]	0.6091	8.6900	9.2991

Total: **4,306,753**

\* Includes Renaissance Zone. For an explanation of Renaissance Zones see Appendix A.

**NOTE 1:** Industrial Personal Property is exempt from the 6 mills of State Education Tax, and up to 18 mills of Local School District Operating millage. Commercial Personal Property is exempt from up to 12 mills of Local School Operating millage.

**NOTE 2:** The taxable valuations of the Senior Citizen and Disabled Family Housing parcels have been removed from this report as they are not considered part of the Ad Valorem tax roll.

# Ferrysburg City

## 2012 Ad Valorem Taxes

Taxing Entity	Name	Item of Tax	2012 Taxable Valuation	Amount of Tax Mills	Total Tax Mills	Estimate of Tax Dollars	Total Est. Tax Dollars		
County	<b>Ottawa</b>	Operating	155,410,916	3.6000	4.3565	559,479	677,046		
		E-911	155,410,916	0.4400		68,380			
		Parks	155,410,916	0.3165		49,187			
City	<b>Ferrysburg</b>	Charter-Operating	155,410,916	8.3576	9.4389	1,298,862	1,466,906		
		Vehicles	155,410,916	0.5000		77,705			
		Museum	155,410,916	0.2359		36,661			
		Aging Council	155,410,916	0.2454		38,137			
		Water-Debt	155,410,916	0.1000		15,541			
Library District	<b>Loutit</b>	Operating	155,410,916	0.9788	1.0988	152,116	170,765		
		Debt	155,410,916	0.1200		18,649			
School District	<b>Grand Haven</b>	Operating	54,409,546	18.0000		979,371	1,527,959		
		Operating- Com. Pers.	1,811,200	6.0000		10,867			
		Debt	155,410,916	3.4600		537,721			
		TOTAL PRE		97,910,070				3.4600	338,769
		TOTAL Non-PRE		54,409,546				21.4600	1,167,628
		TOTAL Commercial Personal		1,811,200				9.4600	17,133
		TOTAL Industrial Personal		1,280,100				3.4600	4,429
TOTAL COMBINED		155,410,916							
Interm. School	<b>Ottawa</b>	Operating	155,410,916		5.5234		858,396		
State Education	<b>Michigan</b>	Operating	154,130,816		6.0000		924,784		

Totals for Taxable Status by School District			Summer	Winter	Total
Grand Haven School District	[Non-PRE]		36.2711	11.6065	47.8776
Grand Haven School District	[PRE]		27.2711	2.6065	29.8776
Grand Haven School District	[Com. Personal]		30.2711	5.6065	35.8776
Grand Haven School District	[Ind. Personal]		21.2711	2.6065	23.8776

Total: **5,625,856**

**NOTE:** Industrial Personal Property is exempt from the 6 mills of State Education Tax, and up to 18 mills of Local School District Operating millage. Commercial Personal Property is exempt from up to 12 mills of Local School Operating millage.

# Grand Haven City

## 2012 Ad Valorem Taxes

Taxing Entity	Name	Item of Tax	2012 Taxable Valuation	Amount of Tax Mills	Total Tax Mills	Estimate of Tax Dollars	Total Est. Tax Dollars	
County	<b>Ottawa</b>	Operating	522,667,309	3.6000	4.3565	1,881,602	2,276,999	
		E-911	522,667,309	0.4400				229,973
		Parks	522,667,309	0.3165				165,424
City	<b>Grand Haven</b>	Charter-Operating	522,667,309	11.2314	14.1065	5,870,285	7,373,004	
		Transportation	522,667,309	0.6000				313,600
		Museum	522,667,309	0.2454				128,262
		Aging Council	522,667,309	0.2497				130,510
		Community Center	522,667,309	0.7800				407,680
		Debt	522,667,309	1.0000				522,667
Library District	<b>Loutit</b>	Operating	522,667,309	0.9788	1.0988	511,586	574,306	
		Debt	522,667,309	0.1200				62,720
Authority *	<b>MSDDA</b>	Operating	42,834,011		1.8448		79,020	
School District	<b>Grand Haven</b>	Operating	254,486,702	18.0000		4,580,760	6,485,811	
		Operating- Com. Pers.	16,103,850	6.0000		96,623		
		Debt	522,667,309	3.4600		1,808,428		
		TOTAL PRE		213,051,757		3.4600		737,159
		TOTAL Non-PRE		254,486,702		21.4600		5,461,284
		TOTAL Commercial Personal		16,103,850		9.4600		152,342
		TOTAL Industrial Personal		39,025,000		3.4600		135,026
TOTAL COMBINED		522,667,309						
Interm. School	<b>Ottawa</b>	Operating	522,667,309		5.5234		2,886,900	
State Education	<b>Michigan</b>	Operating	483,642,309		6.0000		2,901,853	

* Totals for Taxable Status by School District	Summer	Winter	Total
Grand Haven School District [Non-PRE]	40.9387	11.6065	52.5452
Grand Haven School District [PRE]	31.9387	2.6065	34.5452
Grand Haven School District [Com. Personal]	34.9387	5.6065	40.5452
Grand Haven School District [Ind. Personal]	25.9387	2.6065	28.5452

Total: **22,577,893**

\* Millage totals listed above do not include the MSDDA amount, that millage is only spread in a portion of the city.

**NOTE:** Industrial Personal Property is exempt from the 6 mills of State Education Tax, and up to 18 mills of Local School District Operating millage. Commercial Personal Property is exempt from up to 12 mills of Local School Operating millage.

# Holland City

## 2012 Ad Valorem Taxes

Taxing Entity	Name	Item of Tax	2012 Taxable Valuation	Amount of Tax Mills	Total Tax Mills	Estimate of Tax Dollars	Total Est. Tax Dollars
County	<b>Ottawa</b>	Operating	621,312,498	3.6000	4.3565	2,236,724	2,706,746
		E-911	621,312,498	0.4400		273,377	
		Parks	621,312,498	0.3165		196,645	
City	<b>Holland</b>	Charter-Operating	621,312,498	13.7364	15.1085	8,534,596	9,387,098
		Library	621,312,498	1.2721		790,371	
		West Michigan Airport	621,312,498	0.1000		62,131	
Authority	<b>Holl Swim Pool</b>	Operating	621,301,298	0.8500	1.5700	528,106	977,412
		* Debt	624,036,198	0.7200		449,306	
Authority	<b>MAX Transport</b>	Operating	621,312,498		0.4000		248,524
Authority	<b>Holland DDA</b>	Operating	96,290,719		1.8333		176,529
School District	<b>Holland</b>	Operating	249,998,915	18.0000		4,499,980	9,542,077
		Operating- Com. Pers.	25,982,400	6.0000		155,894	
		* Debt	624,036,198	7.0800		4,418,176	
		* Bldg&Site - All	624,036,198	0.7500		468,027	
		TOTAL PRE	319,785,383		7.8300	2,503,919	
		TOTAL Non-PRE	249,998,915		25.8300	6,457,473	
		TOTAL Commercial Personal	25,982,400		13.8300	359,336	
		TOTAL Industrial Personal	25,534,600		7.8300	199,935	
		TOTAL Renaissance Zone	2,734,900		7.8300	21,414	
		TOTAL COMBINED	624,036,198				
School District	<b>Zeeland</b>	Operating	11,200	18.0000		201	292
		Operating-Comm. Pers	0	6.0000		0	
		Debt	11,200	6.8300		76	
		Bldg & Site	11,200	1.0000		11	
		Recreation	11,200	0.4000		4	
		TOTAL PRE	0		8.2300	0	
		TOTAL Non-PRE	11,200		26.2300	292	
TOTAL Commercial Personal	0		14.2300	0			
TOTAL Industrial Personal	0		8.2300	0			
TOTAL COMBINED	11,200						
Interm. School	<b>Ottawa</b>	Operating	621,312,498		5.5234		3,431,757
State Education	<b>Michigan</b>	Operating	595,777,898		6.0000		3,574,667

Totals for Taxable Status by School District	Summer	Winter	Total
Holland School District [Non-PRE]	58.0319	0.7565	58.7884
Holland School District [PRE]	40.0319	0.7565	40.7884
Holland School District [Com. Personal]	46.0319	0.7565	46.7884
Holland School District [Ind. Personal]	34.0319	0.7565	34.7884
Holland School District [Ren. Zone]	8.5500		8.5500
Zeeland School District [Non-PRE]	30.6319	26.9865	57.6184
Zeeland School District [PRE]	30.6319	8.9865	39.6184
Zeeland School District [Com. Personal]	30.6319	14.9865	45.6184
Zeeland School District [Ind. Personal]	24.6319	8.9865	33.6184

Total: **30,045,102**

Millage totals listed above do not include the Holland DDA amount, that millage is only spread in a portion of the city.

\* Includes Renaissance Zone. For an explanation of Renaissance Zones see Appendix A.

**NOTE 1:** Industrial Personal Property is exempt from the 6 mills of State Education Tax, and up to 18 mills of Local School District Operating millage. Commercial Personal Property is exempt from up to 12 mills of Local School Operating millage.

**NOTE 2:** The taxable valuations of the Senior Citizen and Disabled Family Housing parcels have been removed from this report as they are not considered part of the Ad Valorem tax roll.

# Hudsonville City

## 2012 Ad Valorem Taxes

Taxing Entity	Name	Item of Tax	2012 Taxable Valuation	Amount of Tax Mills	Total Tax Mills	Estimate of Tax Dollars	Total Est. Tax Dollars
County	<b>Ottawa</b>	Operating	203,925,295	3.6000	4.3565	734,131	888,400
		E-911	203,925,295	0.4400		89,727	
		Parks	203,925,295	0.3165		64,542	
City	<b>Hudsonville</b>	Charter-Operating	203,925,295	10.7303	11.2303	2,188,179	2,290,343
		* Library-Debt	204,328,295	0.5000		102,164	
Authority **	<b>Hudsonville DDA</b>	Operating	14,177,725		1.0000		14,177
School District	<b>Hudsonville</b>	Operating	76,318,351	18.0000		1,373,730	3,043,454
		Operating- Com. Pers.	5,849,800	6.0000		35,098	
		* Debt	204,328,295	7.0000		1,430,298	
		* Bldg&Site - All	204,328,295	1.0000		204,328	
		TOTAL PRE	112,370,744		8.0000	898,965	
		TOTAL Non-PRE	76,318,351		26.0000	1,984,277	
		TOTAL Commercial Personal	5,849,800		14.0000	81,897	
		TOTAL Industrial Personal	9,386,400		8.0000	75,091	
		TOTAL Renaissance Zone	403,000		8.0000	3,224	
		TOTAL COMBINED	204,328,295				
Interm. School	<b>Ottawa</b>	Operating	203,925,295		5.5234		1,126,360
State Education	<b>Michigan</b>	Operating	194,538,895		6.0000		1,167,233

** Totals for Taxable Status by School District			Summer	Winter	Total
Hudsonville School District	[Non-PRE]		39.3537	13.7565	53.1102
Hudsonville School District	[PRE]		30.3537	4.7565	35.1102
Hudsonville School District	[Com. Personal]		33.3537	7.7565	41.1102
Hudsonville School District	[Ind. Personal]		24.3537	4.7565	29.1102
Hudsonville School District	[Ren. Zone]		4.5000	4.0000	8.5000

**Total: 8,529,967**

\*\* Millage totals listed above do not include the DDA amount, that millage is only spread in a portion of the city.

\* Includes Renaissance Zone. For an explanation of Renaissance Zones see Appendix A.

**NOTE:** Industrial Personal Property is exempt from the 6 mills of State Education Tax, and up to 18 mills of Local School District Operating millage. Commercial Personal Property is exempt from up to 12 mills of Local School Operating millage.

# Zeeland City

## 2012 Ad Valorem Taxes

Taxing Entity	Name	Item of Tax	2012 Taxable Valuation	Amount of Tax Mills	Total Tax Mills	Estimate of Tax Dollars	Total Est. Tax Dollars		
County	<b>Ottawa</b>	Operating	273,151,558	3.6000	4.3565	983,345	1,189,983		
		E-911	273,151,558	0.4400		120,186			
		Parks	273,151,558	0.3165		86,452			
City	<b>Zeeland</b>	Charter-Oper	273,151,558	10.7854	11.2354	2,946,048	3,068,966		
		Library Debt	273,151,558	0.3500		95,603			
		West Michigan Airport	273,151,558	0.1000		27,315			
School District	<b>Zeeland</b>	Operating	115,510,607	18.0000		2,079,190	4,362,116		
		Operating- Com. Pers.	5,815,100	6.0000		34,890			
		Debt	273,151,558	6.8300		1,865,625			
		Bldg&Site - All	273,151,558	1.0000		273,151			
		Recreation	273,151,558	0.4000		109,260			
		TOTAL PRE		89,287,851				8.2300	734,839
		TOTAL Non-PRE		115,510,607				26.2300	3,029,842
		TOTAL Commercial Personal		5,815,100				14.2300	82,748
		TOTAL Industrial Personal		62,538,000				8.2300	514,687
		TOTAL COMBINED		273,151,558					
Interm. School	<b>Ottawa</b>	Operating	273,151,558		5.5234		1,508,725		
State Education	<b>Michigan</b>	Operating	210,613,558		6.0000		1,263,681		

Totals for Taxable Status by School District		Summer	Winter	Total
Zeeland School District	[Non-PRE]	52.5888	0.7565	53.3453
Zeeland School District	[PRE]	34.5888	0.7565	35.3453
Zeeland School District	[Com. Personal]	40.5888	0.7565	41.3453
Zeeland School District	[Ind. Personal]	28.5888	0.7565	29.3453

**Total: 11,393,471**

**NOTE 1:** Industrial Personal Property is exempt from the 6 mills of State Education Tax, and up to 18 mills of Local School District Operating millage. Commercial Personal Property is exempt from up to 12 mills of Local School Operating millage.

**NOTE 2:** The taxable valuations of the Senior Citizen and Disabled Family Housing parcels have been removed from this report as they are not considered part of the Ad Valorem tax roll.



**Combined**  
**2012 Ad Valorem**  
**Certified**  
**Tax Rates**

**2012 Certified Tax Rates in Ottawa County Per \$1000 Taxable Valuation**

Government Unit School Code, School Name and Taxable Status	Total School	Total Intermed School	Total Education	Total Comm. College	Total District/ Authority	Total Gov't Unit	Total County	TOTAL ALL MILLS	Summer Levy	Winter Levy
<b>Allendale Charter Township</b>										
70040 Allendale School District [Non-PRE]	26.5900	5.5234	6.0000			2.7422	4.3565	45.2121	41.7134	3.4987
70040 Allendale School District [PRE]	8.5900	5.5234	6.0000			2.7422	4.3565	27.2121	23.7134	3.4987
70040 Allendale School District [Com. Personal]	14.5900	5.5234	6.0000			2.7422	4.3565	33.2121	29.7134	3.4987
70040 Allendale School District [Ind. Personal]	8.5900	5.5234				2.7422	4.3565	21.2121	17.7134	3.4987
70040 Allendale School District [Ren. Zone]	8.5900							8.5900	8.5900	0.0000
70190 Hudsonville School District [Non-PRE]	26.0000	5.5234	6.0000			2.7422	4.3565	44.6221	28.1234	16.4987
70190 Hudsonville School District [PRE]	8.0000	5.5234	6.0000			2.7422	4.3565	26.6221	19.1234	7.4987
70190 Hudsonville School District [Com. Personal]	14.0000	5.5234	6.0000			2.7422	4.3565	32.6221	22.1234	10.4987
70190 Hudsonville School District [Ind. Personal]	8.0000	5.5234				2.7422	4.3565	20.6221	13.1234	7.4987
<b>Blendon Township</b>										
70190 Hudsonville School District [Non-PRE]	26.0000	5.5234	6.0000			2.7256	4.3565	44.6055	28.1234	16.4821
70190 Hudsonville School District [PRE]	8.0000	5.5234	6.0000			2.7256	4.3565	26.6055	19.1234	7.4821
70190 Hudsonville School District [Com. Personal]	14.0000	5.5234	6.0000			2.7256	4.3565	32.6055	22.1234	10.4821
70190 Hudsonville School District [Ind. Personal]	8.0000	5.5234				2.7256	4.3565	20.6055	13.1234	7.4821
70350 Zeeland School District [Non-PRE]	26.2300	5.5234	6.0000			2.7256	4.3565	44.8355	28.2384	16.5971
70350 Zeeland School District [PRE]	8.2300	5.5234	6.0000			2.7256	4.3565	26.8355	19.2384	7.5971
70350 Zeeland School District [Com. Personal]	14.2300	5.5234	6.0000			2.7256	4.3565	32.8355	22.2384	10.5971
70350 Zeeland School District [Ind. Personal]	8.2300	5.5234				2.7256	4.3565	20.8355	13.2384	7.5971
<b>Chester Township</b>										
70120 Coopersville School District [Non-PRE]	26.6900	5.5234	6.0000		Coopersville Library	4.0708	4.3565	47.2288	9.6000	37.6288
70120 Coopersville School District [PRE]	8.6900	5.5234	6.0000			4.0708	4.3565	29.2288	9.6000	19.6288
70120 Coopersville School District [Com. Personal]	14.6900	5.5234	6.0000			4.0708	4.3565	35.2288	9.6000	25.6288
70120 Coopersville School District [Ind. Personal]	8.6900	5.5234				4.0708	4.3565	23.2288	3.6000	19.6288
41240 Sparta School District [Non-PRE]	24.8052	4.6903	6.0000	1.7865		4.0708	4.3565	46.2974	28.4794	17.8180
41240 Sparta School District [PRE]	6.8052	4.6903	6.0000	1.7865		4.0708	4.3565	28.2974	19.4794	8.8180
41240 Sparta School District [Com. Personal]	12.8052	4.6903	6.0000	1.7865		4.0708	4.3565	34.2974	22.4794	11.8180
41240 Sparta School District [Ind. Personal]	6.8052	4.6903	6.0000	1.7865		4.0708	4.3565	22.2974	13.4794	8.8180
41150 Kent City School District [Non-PRE]	27.2500	4.6903	6.0000	1.7865		4.0708	4.3565	48.7422	29.7018	19.0404
41150 Kent City School District [PRE]	9.2500	4.6903	6.0000	1.7865		4.0708	4.3565	30.7422	20.7018	10.0404
41150 Kent City School District [Com. Personal]	15.2500	4.6903	6.0000	1.7865		4.0708	4.3565	36.7422	23.7018	13.0404
41150 Kent City School District [Ind. Personal]	9.2500	4.6903	6.0000	1.7865		4.0708	4.3565	24.7422	14.7018	10.0404
61210 Ravenna School District [Non-PRE]	25.0000	3.7580	6.0000			4.0708	4.3565	43.7734	9.6000	34.1734
61210 Ravenna School District [PRE]	7.0000	3.7580	6.0000			4.0708	4.3565	25.7734	9.6000	16.1734
61210 Ravenna School District [Com. Personal]	13.0000	3.7580	6.0000			4.0708	4.3565	31.7734	9.6000	22.1734
61210 Ravenna School District [Ind. Personal]	7.0000	3.7580				4.0708	4.3565	19.7734	3.6000	16.1734

**2012 Certified Tax Rates in Ottawa County Per \$1000 Taxable Valuation**

Government Unit School Code, School Name and Taxable Status	Total School	Total Intermed School	Total Education	Total Comm. College	Total District/ Authority	Total Gov't Unit	Total County	TOTAL ALL MILLS	Summer Levy	Winter Levy
<b>Crockery Township</b>										
70300 Spring Lake School District [Non-PRE]	24,4310	5,5234	6,0000			2,8597	4,3565	43,1706	39,5544	3,6162
70300 Spring Lake School District [PRE]	6,4310	5,5234	6,0000			2,8597	4,3565	25,1706	21,5544	3,6162
70300 Spring Lake School District [Com. Personal]	12,4310	5,5234	6,0000			2,8597	4,3565	31,1706	27,5544	3,6162
70120 Coopersville School District [Non-PRE]	26,6900	5,5234	6,0000			2,8597	4,3565	19,1706	15,5544	3,6162
70120 Coopersville School District [PRE]	8,6900	5,5234	6,0000			2,8597	4,3565	27,4296	9,6000	35,8296
70120 Coopersville School District [Com. Personal]	14,6900	5,5234	6,0000			2,8597	4,3565	33,4296	9,6000	17,8296
70120 Coopersville School District [Ind. Personal]	8,6900	5,5234	6,0000			2,8597	4,3565	21,4296	3,6000	17,8296
61080 Fruitport School District [Non-PRE]	21,0000	3,7580	6,0000			2,8597	4,3565	37,9742	34,3580	3,6162
61080 Fruitport School District [PRE]	3,0000	3,7580	6,0000			2,8597	4,3565	19,9742	16,3580	3,6162
61080 Fruitport School District [Com. Personal]	9,0000	3,7580	6,0000			2,8597	4,3565	25,9742	22,3580	3,6162
61080 Fruitport School District [Ind. Personal]	3,0000	3,7580	6,0000			2,8597	4,3565	13,9742	10,3580	3,6162
<b>Georgetown Charter Township</b>										
70175 Jenison School District [Non-PRE]	26,5000	5,5234	6,0000			2,2500	4,3565	44,6299	41,6234	3,0065
70175 Jenison School District [PRE]	8,5000	5,5234	6,0000			2,2500	4,3565	26,6299	23,6234	3,0065
70175 Jenison School District [Com. Personal]	14,5000	5,5234	6,0000			2,2500	4,3565	32,6299	29,6234	3,0065
70190 Hudsonville School District [Non-PRE]	26,0000	5,5234	6,0000			2,2500	4,3565	20,6299	17,6234	3,0065
70190 Hudsonville School District [PRE]	8,0000	5,5234	6,0000			2,2500	4,3565	44,1299	28,1234	16,0065
70190 Hudsonville School District [Com. Personal]	14,0000	5,5234	6,0000			2,2500	4,3565	26,1299	19,1234	7,0065
70190 Hudsonville School District [Ind. Personal]	8,0000	5,5234	6,0000			2,2500	4,3565	32,1299	22,1234	10,0065
41130 Grandville School District [Non-PRE]	22,6000	4,6903	6,0000	1,7865		2,2500	4,3565	20,1299	13,1234	7,0065
41130 Grandville School District [PRE]	4,6000	4,6903	6,0000	1,7865		2,2500	4,3565	41,6833	38,6768	3,0065
41130 Grandville School District [Com. Personal]	10,6000	4,6903	6,0000	1,7865		2,2500	4,3565	23,6833	20,6768	3,0065
41130 Grandville School District [Ind. Personal]	4,6000	4,6903	6,0000	1,7865		2,2500	4,3565	29,6833	26,6768	3,0065
<b>Grand Haven Charter Township</b>										
70010 Grand Haven School District [Non-PRE]	21,4600	5,5234	6,0000		Loufitt Library	4,7571	4,3565	43,1958	25,8534	17,3424
70010 Grand Haven School District [PRE]	3,4600	5,5234	6,0000			4,7571	4,3565	25,1958	16,8534	8,3424
70010 Grand Haven School District [Com. Personal]	9,4600	5,5234	6,0000			4,7571	4,3565	31,1958	19,8534	11,3424
70010 Grand Haven School District [Ind. Personal]	3,4600	5,5234	6,0000			4,7571	4,3565	19,1958	10,8534	8,3424
70010 Grand Haven School District [Ren. Zone]	3,4600					0,3000		3,8800	1,7300	2,1500
<b>Holland Charter Township</b>										
70020 Holland School District [Non-PRE]	25,8300	5,5234	6,0000		Max Trans & Holland Pool	6,1000	4,3565	49,7799	29,2234	20,5565
70020 Holland School District [PRE]	7,8300	5,5234	6,0000			6,1000	4,3565	31,7799	20,2234	11,5565
70020 Holland School District [Com. Personal]	13,8300	5,5234	6,0000			6,1000	4,3565	37,7799	23,2234	14,5565
70020 Holland School District [Ind. Personal]	7,8300	5,5234	6,0000			6,1000	4,3565	25,7799	14,2234	11,5565
70070 West Ottawa School District [Non-PRE]	26,0500	5,5234	6,0000		Max Trans	6,1000	4,3565	48,4299	41,5734	6,8565
70070 West Ottawa School District [PRE]	8,0500	5,5234	6,0000			6,1000	4,3565	30,4299	23,5734	6,8565
70070 West Ottawa School District [Com. Personal]	14,0500	5,5234	6,0000			6,1000	4,3565	36,4299	29,5734	6,8565
70070 West Ottawa School District [Ind. Personal]	8,0500	5,5234	6,0000			6,1000	4,3565	24,4299	17,5734	6,8565
70070 West Ottawa School District [Ren. Zone]	8,0500					6,1000	4,3565	8,0500	8,0500	0,0000

**2012 Certified Tax Rates in Ottawa County Per \$1000 Taxable Valuation**

Government Unit School Code, School Name and Taxable Status	Total School	Total Intermed School	Total Education	Total Comm. College	Total District/ Authority	Total Gov't Unit	Total County	TOTAL ALL MILLS	Summer Levy	Winter Levy
<b>Holland Charter Township (continued)</b>										
70350 Zeeland School District [Non-PRE]	26.2300	5.5234	6.0000		Max Trans	6.1000	4.3565	48.6099	28.6384	19.9715
70350 Zeeland School District [PRE]	8.2300	5.5234	6.0000			6.1000	4.3565	30.6099	19.6384	10.9715
70350 Zeeland School District [Com. Personal]	14.2300	5.5234	6.0000			6.1000	4.3565	36.6099	22.6384	13.9715
70350 Zeeland School District [Ind. Personal]	8.2300	5.5234				6.1000	4.3565	24.6099	13.6384	10.9715
<b>Jamestown Charter Township</b>										
70190 Hudsonville School District [Non-PRE]	26.0000	5.5234	6.0000			4.3312	4.3565	46.2111	28.1234	18.0877
70190 Hudsonville School District [PRE]	8.0000	5.5234	6.0000			4.3312	4.3565	28.2111	19.1234	9.0877
70190 Hudsonville School District [Com. Personal]	14.0000	5.5234	6.0000			4.3312	4.3565	34.2111	22.1234	12.0877
70190 Hudsonville School District [Ind. Personal]	8.0000	5.5234				4.3312	4.3565	22.2111	13.1234	9.0877
41130 Grandville School District [Non-PRE]	22.6000	4.6903	6.0000	1.7865		4.3312	4.3565	43.7645	38.6768	5.0877
41130 Grandville School District [PRE]	4.6000	4.6903	6.0000	1.7865		4.3312	4.3565	25.7645	20.6768	5.0877
41130 Grandville School District [Com. Personal]	10.6000	4.6903	6.0000	1.7865		4.3312	4.3565	31.7645	26.6768	5.0877
41130 Grandville School District [Ind. Personal]	4.6000	4.6903		1.7865		4.3312	4.3565	19.7645	14.6768	5.0877
<b>Olive Township</b>										
70070 West Ottawa School District [Non-PRE]	26.0500	5.5234	6.0000			4.9784	4.3565	46.9083	41.1734	5.7349
70070 West Ottawa School District [PRE]	8.0500	5.5234	6.0000			4.9784	4.3565	28.9083	23.1734	5.7349
70070 West Ottawa School District [Com. Personal]	14.0500	5.5234	6.0000			4.9784	4.3565	34.9083	29.1734	5.7349
70070 West Ottawa School District [Ind. Personal]	8.0500	5.5234				4.9784	4.3565	22.9083	17.1734	5.7349
70350 Zeeland School District [Non-PRE]	26.2300	5.5234	6.0000			4.9784	4.3565	47.0883	28.2384	18.8499
70350 Zeeland School District [PRE]	8.2300	5.5234	6.0000			4.9784	4.3565	29.0883	19.2384	9.8499
70350 Zeeland School District [Com. Personal]	14.2300	5.5234	6.0000			4.9784	4.3565	35.0883	22.2384	12.8499
70350 Zeeland School District [Ind. Personal]	8.2300	5.5234				4.9784	4.3565	23.0883	13.2384	9.8499
<b>Park Township</b>										
70070 West Ottawa School District [Non-PRE]	26.0500	5.5234	6.0000			3.8860	4.3565	45.8159	41.1734	4.6425
70070 West Ottawa School District [PRE]	8.0500	5.5234	6.0000			3.8860	4.3565	27.8159	23.1734	4.6425
70070 West Ottawa School District [Com. Personal]	14.0500	5.5234	6.0000			3.8860	4.3565	33.8159	29.1734	4.6425
70070 West Ottawa School District [Ind. Personal]	8.0500	5.5234				3.8860	4.3565	21.8159	17.1734	4.6425
70020 Holland School District [Non-PRE]	25.8300	5.5234	6.0000		Holland Pool	3.8860	4.3565	47.1659	28.8234	18.3425
70020 Holland School District [PRE]	7.8300	5.5234	6.0000			3.8860	4.3565	29.1659	19.8234	9.3425
70020 Holland School District [Com. Personal]	13.8300	5.5234	6.0000			3.8860	4.3565	35.1659	22.8234	12.3425
70020 Holland School District [Ind. Personal]	7.8300	5.5234				3.8860	4.3565	23.1659	13.8234	9.3425
<b>Polkton Charter Township</b>										
70120 Coopersville School District [Non-PRE]	26.6900	5.5234	6.0000		Coopersville	4.2069	4.3565	47.3649	9.6000	37.7649
70120 Coopersville School District [PRE]	8.6900	5.5234	6.0000		Library	4.2069	4.3565	29.3649	9.6000	19.7649
70120 Coopersville School District [Com. Personal]	14.6900	5.5234	6.0000			4.2069	4.3565	35.3649	9.6000	25.7649
70120 Coopersville School District [Ind. Personal]	8.6900	5.5234				4.2069	4.3565	23.3649	3.6000	19.7649

**2012 Certified Tax Rates in Ottawa County Per \$1000 Taxable Valuation**

Government Unit School Code, School Name and Taxable Status	Total			Total Comm. College	Total District/ Authority	Total Gov't Unit	Total County	TOTAL ALL MILLS	Summer Levy	Winter Levy
	Total School	Total Intermed School	Total State Education							
<b>Port Sheldon Township</b>										
70010 Grand Haven School District [Non-PRE]	21.4600	5.5234	6.0000		Louitt Library	1.4500	4.3565	39.8887	26.8322	13.0565
70010 Grand Haven School District [PRE]	3.4600	5.5234	6.0000			1.0988	4.3565	21.8887	17.8322	4.0565
70010 Grand Haven School District [Com. Personal]	9.4600	5.5234	6.0000			1.0988	4.3565	27.8887	20.8322	7.0565
70010 Grand Haven School District [Ind. Personal]	3.4600	5.5234	6.0000			1.0988	4.3565	15.8887	11.8322	4.0565
70070 West Ottawa School District [Non-PRE]	26.0500	5.5234	6.0000			1.4500	4.3565	43.3799	41.1734	2.2065
70070 West Ottawa School District [PRE]	8.0500	5.5234	6.0000			1.4500	4.3565	25.3799	23.1734	2.2065
70070 West Ottawa School District [Com. Personal]	14.0500	5.5234	6.0000			1.4500	4.3565	31.3799	29.1734	2.2065
70070 West Ottawa School District [Ind. Personal]	8.0500	5.5234	6.0000			1.4500	4.3565	19.3799	17.1734	2.2065
<b>Robinson Township</b>										
70010 Grand Haven School District [Non-PRE]	21.4600	5.5234	6.0000		Louitt Library	1.0988	4.3565	41.9187	25.8534	16.0653
70010 Grand Haven School District [PRE]	3.4600	5.5234	6.0000			1.0988	4.3565	23.9187	16.8534	7.0653
70010 Grand Haven School District [Com. Personal]	9.4600	5.5234	6.0000			1.0988	4.3565	29.9187	19.8534	10.0653
70010 Grand Haven School District [Ind. Personal]	3.4600	5.5234	6.0000			1.0988	4.3565	17.9187	10.8534	7.0653
70350 Zeeland School District [Non-PRE]	26.2300	5.5234	6.0000			1.0988	4.3565	46.6887	28.2384	18.4503
70350 Zeeland School District [PRE]	8.2300	5.5234	6.0000			1.0988	4.3565	28.6887	19.2384	9.4503
70350 Zeeland School District [Com. Personal]	14.2300	5.5234	6.0000			1.0988	4.3565	34.6887	22.2384	12.4503
70350 Zeeland School District [Ind. Personal]	8.2300	5.5234	6.0000			1.0988	4.3565	22.6887	13.2384	9.4503
<b>Spring Lake Township &amp; Village</b>										
70300 Spring Lake School District [Non-PRE]	24.4310	5.5234	6.0000		Spring Lake Library	2.2335	4.3565	44.4742	39.5544	4.9198
70300 Spring Lake School District [PRE]	6.4310	5.5234	6.0000			2.2335	4.3565	26.4742	21.5544	4.9198
70300 Spring Lake School District [Com. Personal]	12.4310	5.5234	6.0000			2.2335	4.3565	32.4742	27.5544	4.9198
70300 Spring Lake School District [Ind. Personal]	6.4310	5.5234	6.0000			2.2335	4.3565	20.4742	15.5544	4.9198
70300 Spring Lake School District [Ren Zone]	6.4310	5.5234	6.0000			0.5000	4.3565	6.9310	6.4310	0.5000
70300 Spring Lake School [Non-PRE] in Village	24.4310	5.5234	6.0000			2.2335	4.3565	56.1361	51.2163	4.9198
70300 Spring Lake School [PRE] in Village	6.4310	5.5234	6.0000			2.2335	4.3565	38.1361	33.2163	4.9198
70300 Spring Lake School [Com. Personal] in Village	12.4310	5.5234	6.0000			2.2335	4.3565	44.1361	39.2163	4.9198
70300 Spring Lake School [Ind. Personal] in Village	6.4310	5.5234	6.0000			2.2335	4.3565	32.1361	27.2163	4.9198
70010 Grand Haven School District [Non-PRE]	21.4600	5.5234	6.0000			1.9298	4.3565	41.5032	25.8534	15.6498
70010 Grand Haven School District [PRE]	3.4600	5.5234	6.0000			1.9298	4.3565	23.5032	16.8534	6.6498
70010 Grand Haven School District [Com. Personal]	9.4600	5.5234	6.0000			1.9298	4.3565	29.5032	19.8534	9.6498
70010 Grand Haven School District [Ind. Personal]	3.4600	5.5234	6.0000			1.9298	4.3565	17.5032	10.8534	6.6498
61080 Fruitport School District [Non-PRE]	21.0000	3.7580	6.0000			1.9298	4.3565	39.2778	34.3580	4.9198
61080 Fruitport School District [PRE]	3.0000	3.7580	6.0000			1.9298	4.3565	21.2778	16.3580	4.9198
61080 Fruitport School District [Com. Personal]	9.0000	3.7580	6.0000			1.9298	4.3565	27.2778	22.3580	4.9198
61080 Fruitport School District [Ind. Personal]	3.0000	3.7580	6.0000			1.9298	4.3565	15.2778	10.3580	4.9198

**2012 Certified Tax Rates in Ottawa County Per \$1000 Taxable Valuation**

Government Unit School Code, School Name and Taxable Status	Total School	Total Intermed School	Total Education	Total Comm. College	Total District/ Authority	Total Gov't Unit	Total County	TOTAL ALL MILLS	Summer Levy	Winter Levy
<b>Tallmadge Charter Township</b>										
70120 Coopersville School District [Non-PRE]	26.6900	5.5234	6.0000			2.2042	4.3565	44.7741	9.6000	35.1741
70120 Coopersville School District [PRE]	8.6900	5.5234	6.0000			2.2042	4.3565	26.7741	9.6000	17.1741
70120 Coopersville School District [Com. Personal]	14.6900	5.5234	6.0000			2.2042	4.3565	32.7741	9.6000	23.1741
70120 Coopersville School District [Ind. Personal]	8.6900	5.5234	6.0000			2.2042	4.3565	20.7741	3.6000	17.1741
41130 Grandville School District [Non-PRE]	22.6000	4.6903	6.0000	1.7865		2.2042	4.3565	41.6375	38.6768	2.9607
41130 Grandville School District [PRE]	4.6000	4.6903	6.0000	1.7865		2.2042	4.3565	23.6375	20.6768	2.9607
41130 Grandville School District [Com. Personal]	10.6000	4.6903	6.0000	1.7865		2.2042	4.3565	29.6375	26.6768	2.9607
41130 Grandville School District [Ind. Personal]	4.6000	4.6903	6.0000	1.7865		2.2042	4.3565	17.6375	14.6768	2.9607
41130 Grandville School District [Ren Zone]	4.6000	4.6903	6.0000	1.7865		2.2042	4.3565	4.6000	4.6000	0.0000
41145 Kenowa Hills School District [Non-PRE]	20.9700	4.6903	6.0000	1.7865		2.2042	4.3565	40.0075	37.0468	2.9607
41145 Kenowa Hills School District [PRE]	8.9700	4.6903	6.0000	1.7865		2.2042	4.3565	22.0075	19.0468	2.9607
41145 Kenowa Hills School District [Com. Personal]	8.9700	4.6903	6.0000	1.7865		2.2042	4.3565	28.0075	25.0468	2.9607
41145 Kenowa Hills School District [Ind. Personal]	2.9700	4.6903	6.0000	1.7865		2.2042	4.3565	16.0075	13.0468	2.9607
41145 Kenowa Hills School District [Ren. Zone]	2.9700	4.6903	6.0000	1.7865		2.2042	4.3565	2.9700	2.9700	0.0000
<b>Wright Township</b>										
70120 Coopersville School District [Non-PRE]	26.6900	5.5234	6.0000		Coopersville Library	amended 2.0559	4.3565	amended 45.2139	9.6000	35.6139
70120 Coopersville School District [PRE]	8.6900	5.5234	6.0000			2.0559	4.3565	27.2139	9.6000	17.6139
70120 Coopersville School District [Com. Personal]	14.6900	5.5234	6.0000			2.0559	4.3565	33.2139	9.6000	23.6139
70120 Coopersville School District [Ind. Personal]	8.6900	5.5234	6.0000			2.0559	4.3565	21.2139	3.6000	17.6139
41145 Kenowa Hills School District [Non-PRE]	20.9700	4.6903	6.0000	1.7865		2.0559	4.3565	40.4473	37.0468	3.4005
41145 Kenowa Hills School District [PRE]	2.9700	4.6903	6.0000	1.7865		2.0559	4.3565	22.4473	19.0468	3.4005
41145 Kenowa Hills School District [Com. Personal]	8.9700	4.6903	6.0000	1.7865		2.0559	4.3565	28.4473	25.0468	3.4005
41145 Kenowa Hills School District [Ind. Personal]	2.9700	4.6903	6.0000	1.7865		2.0559	4.3565	16.4473	13.0468	3.4005
41145 Kenowa Hills School District [Ren. Zone]	2.9700	4.6903	6.0000	1.7865		2.0559	4.3565	2.9700	2.9700	0.0000
41240 Sparta School District [Non-PRE]	24.8052	4.6903	6.0000	1.7865		2.0559	4.3565	44.2825	28.4794	15.8031
41240 Sparta School District [PRE]	6.8052	4.6903	6.0000	1.7865		2.0559	4.3565	26.2825	19.4794	6.8031
41240 Sparta School District [Com. Personal]	12.8052	4.6903	6.0000	1.7865		2.0559	4.3565	32.2825	22.4794	9.8031
41240 Sparta School District [Ind. Personal]	6.8052	4.6903	6.0000	1.7865		2.0559	4.3565	20.2825	13.4794	6.8031
<b>Zeeland Charter Township</b>										
70350 Zeeland School District [Non-PRE]	26.2300	5.5234	6.0000			6.7500	4.3565	48.8599	28.2384	20.6215
70350 Zeeland School District [PRE]	8.2300	5.5234	6.0000			6.7500	4.3565	30.8599	19.2384	11.6215
70350 Zeeland School District [Com. Personal]	14.2300	5.5234	6.0000			6.7500	4.3565	36.8599	22.2384	14.6215
70350 Zeeland School District [Ind. Personal]	8.2300	5.5234	6.0000			6.7500	4.3565	24.8599	13.2384	11.6215
70350 Zeeland School District [Ren Zone]	7.8300							7.8300	3.9150	3.9150
70350 Zeeland School District [Ren Zone Real 25%]	12.4300	1.38085	1.5000			1.6875	1.089125	18.087475	9.995850	8.091625
70350 Zeeland School District [Ren Zone Pers 25%]	7.9300	1.38085				1.6875	1.089125	12.087475	6.245850	5.841625
70190 Hudsonville School District [Non-PRE]	26.0000	5.5234	6.0000			6.7500	4.3565	48.6299	28.1234	20.5065
70190 Hudsonville School District [PRE]	8.0000	5.5234	6.0000			6.7500	4.3565	30.6299	19.1234	11.5065
70190 Hudsonville School District [Com. Personal]	14.0000	5.5234	6.0000			6.7500	4.3565	36.6299	22.1234	14.5065
70190 Hudsonville School District [Ind. Personal]	8.0000	5.5234	6.0000			6.7500	4.3565	24.6299	13.1234	11.5065

**2012 Certified Tax Rates in Ottawa County Per \$1000 Taxable Valuation**

Government Unit School Code, School Name and Taxable Status	Total			Total Comm. College	Total District/ Authority	Total Gov't Unit	Total County	TOTAL ALL MILLS	Summer Levy	Winter Levy
	Total School	Total Intermed School	Total State Education							
<b>Coopersville City</b>										
70120 Coopersville School District [Non-PRE]	26.6900	5.5234	6.0000		Coopersville Library	13.8591	4.3565	57.0171	23.4591	33.5580
70120 Coopersville School District [PRE]	8.6900	5.5234	6.0000			13.8591	4.3565	39.0171	23.4591	15.5580
70120 Coopersville School District [Com. Personal]	14.6900	5.5234	6.0000			13.8591	4.3565	45.0171	23.4591	21.5580
70120 Coopersville School District [Ind. Personal]	8.6900	5.5234				13.8591	4.3565	33.0171	17.4591	15.5580
70120 Coopersville School District [Ren Zone]	8.6900					0.6091		9.2991	0.6091	8.6900
<b>Ferrysburg City</b>										
70010 Grand Haven School District [Non-PRE]	21.4600	5.5234	6.0000		Louitit Library	9.4389	4.3565	47.8776	36.2711	11.6065
70010 Grand Haven School District [PRE]	3.4600	5.5234	6.0000			9.4389	4.3565	29.8776	27.2711	2.6065
70010 Grand Haven School District [Com. Personal]	9.4600	5.5234	6.0000			9.4389	4.3565	35.8776	30.2711	5.6065
70010 Grand Haven School District [Ind. Personal]	3.4600	5.5234				9.4389	4.3565	23.8776	21.2711	2.6065
<b>Grand Haven City</b>										
70010 Grand Haven School District [Non-PRE]	21.4600	5.5234	6.0000		Louitit Library	14.1065	4.3565	52.5452	40.9387	11.6065
70010 Grand Haven School District [PRE]	3.4600	5.5234	6.0000			14.1065	4.3565	34.5452	31.9387	2.6065
70010 Grand Haven School District [Com. Personal]	9.4600	5.5234	6.0000			14.1065	4.3565	40.5452	34.9387	5.6065
70010 Grand Haven School District [Ind. Personal]	3.4600	5.5234				14.1065	4.3565	28.5452	25.9387	2.6065
<b>Holland City</b>										
70020 Holland School District [Non-PRE]	25.8300	5.5234	6.0000		Max Trans & Holland Pool	15.1085	4.3565	58.7884	58.0319	0.7565
70020 Holland School District [PRE]	7.8300	5.5234	6.0000			15.1085	4.3565	40.7884	40.0319	0.7565
70020 Holland School District [Com. Personal]	13.8300	5.5234	6.0000			15.1085	4.3565	46.7884	46.0319	0.7565
70020 Holland School District [Ind. Personal]	7.8300	5.5234				15.1085	4.3565	34.7884	34.0319	0.7565
70020 Holland School District [Renaissance Zone]	7.8300				Holland Pool Debt	0.7200		8.5500	8.5500	0.0000
70350 Zeeland School District [Non-PRE]	26.2300	5.5234	6.0000		Max Transport	15.1085	4.3565	57.6184	30.6319	26.9865
70350 Zeeland School District [PRE]	8.2300	5.5234	6.0000			15.1085	4.3565	39.6184	30.6319	8.9865
70350 Zeeland School District [Com. Personal]	14.2300	5.5234	6.0000			15.1085	4.3565	45.6184	30.6319	14.9865
70350 Zeeland School District [Ind. Personal]	8.2300	5.5234				15.1085	4.3565	33.6184	24.6319	8.9865
<b>Hudsonville City</b>										
70190 Hudsonville School District [Non-PRE]	26.0000	5.5234	6.0000			11.2303	4.3565	53.1102	39.3537	13.7565
70190 Hudsonville School District [PRE]	8.0000	5.5234	6.0000			11.2303	4.3565	35.1102	30.3537	4.7565
70190 Hudsonville School District [Com. Personal]	14.0000	5.5234	6.0000			11.2303	4.3565	41.1102	33.3537	7.7565
70190 Hudsonville School District [Ind. Personal]	8.0000	5.5234				11.2303	4.3565	29.1102	24.3537	4.7565
70190 Hudsonville School District [Ren Zone]	8.0000					0.5000		8.5000	4.5000	4.0000
<b>Zeeland City</b>										
70350 Zeeland School District [Non-PRE]	26.2300	5.5234	6.0000			11.2354	4.3565	53.3453	52.5888	0.7565
70350 Zeeland School District [PRE]	8.2300	5.5234	6.0000			11.2354	4.3565	35.3453	34.5888	0.7565
70350 Zeeland School District [Com. Personal]	14.2300	5.5234	6.0000			11.2354	4.3565	41.3453	40.5888	0.7565
70350 Zeeland School District [Ind. Personal]	8.2300	5.5234				11.2354	4.3565	29.3453	28.5888	0.7565





**Combined**

**2012 Ad Valorem Taxes**

**in**

**Tax Dollars**

- **Schools**
- **State Education, Intermediate Schools, Community College**
- **Libraries**
- **Authorities**

## 2012 Estimate of School Tax Dollars

### GOVERNMENT UNITS IN SCHOOL DISTRICTS

SCHOOL DISTRICT	GOVERNMENT UNIT	TOTAL TAXABLE including Ren.Zone	TOTAL OPERATING	TOTAL DEBT	TOTAL B & S	TOTAL RECREATION	GRAND TOTAL
Ottawa Area Intermediate School District							
Allendale 70-040	Allendale Charter Twp.	379,131,330	2,470,626	3,256,738			5,727,364
Coopersville 70-120	Chester Twp.	20,104,869	43,016	174,711			217,727
	Crockery Twp.	211,347	16	1,836			1,852
	Polkton Charter Twp.	97,973,949	213,121	851,393			1,064,514
	Tallmadge Charter Twp.	90,956,257	179,124	790,409			969,533
	Wright Twp.	73,864,599	126,227	641,883			768,110
	Coopersville City	* 94,508,956	680,714	821,282			1,501,996
	TOTAL	377,619,977	1,242,218	3,281,514			4,523,732
Grand Haven 70-010	Grand Haven Charter Twp.	645,643,177	2,954,255	2,233,925			5,188,180
	Port Sheldon Twp.	463,275,697	7,148,588	1,602,933			8,751,521
	Robinson Twp.	162,939,011	424,996	563,768			988,764
	Spring Lake Twp.	113,473,199	736,328	392,617			1,128,945
	Ferrysburg City	155,410,916	990,238	537,721			1,527,959
	Grand Haven City	522,667,309	4,677,383	1,808,428			6,485,811
	TOTAL	2,063,409,309	16,931,788	7,139,392			24,071,180
Holland 70-020	Holland Charter Twp.	29,634,653	429,147	209,813	22,225		661,185
	Park Twp.	101,813,779	834,165	720,841	76,360		1,631,366
	Holland City	* 624,036,198	4,655,874	4,418,176	468,027		9,542,077
	TOTAL	755,484,630	5,919,186	5,348,830	566,612		11,834,628

GOVERNMENT UNITS IN SCHOOL DISTRICTS

SCHOOL DISTRICT	GOVERNMENT UNIT	TOTAL TAXABLE including Ren Zone	TOTAL OPERATING	TOTAL DEBT	TOTAL B & S	TOTAL RECREATION	GRAND TOTAL
Hudsonville 70-190	Allendale Charter Twp.	147,093	0	1,029	147		1,176
	Blendon Twp.	128,547,971	245,179	899,835	128,547		1,273,561
	Georgetown Charter Twp.	556,643,530	1,568,238	3,896,504	556,643		6,021,385
	Jamestown Charter Twp.	258,348,058	714,626	1,808,436	258,348		2,781,410
	Zeeland Charter Twp.	16,185,504	41,301	113,298	16,185		170,784
	Hudsonville City	204,328,295	1,408,828	1,430,298	204,328		3,043,454
	TOTAL	1,164,200,451	3,978,172	8,149,400	1,164,198		13,291,770
Genison 70-175	Georgetown Charter Twp.	749,742,420	2,710,253	6,372,810			9,083,063
Spring Lake 70-300	Crockery Twp.	83,923,817	345,238	539,714			884,952
	Spring Lake Twp.	511,469,262	2,289,353	3,289,258			5,578,611
	TOTAL	595,393,079	2,634,591	3,828,972			6,463,563
West Ottawa 70-070	Holland Charter Twp.	756,861,322	6,415,017	5,865,675	227,058		12,507,750
	Olive Twp.	64,787,361	392,231	502,102	19,436		913,769
	Park Twp.	777,703,574	3,161,300	6,027,202	233,311		9,421,813
	Port Sheldon Twp.	180,979,846	802,291	1,402,593	54,293		2,259,177
	TOTAL	1,780,332,103	10,770,839	13,797,572	534,098		25,102,509
Zeeland 70-350	Blendon Twp.	79,314,604	139,913	541,718	79,314	31,725	792,670
	Holland Charter Twp.	284,581,426	1,174,027	1,943,691	284,581	113,832	3,516,131
	Olive Twp.	78,841,582	281,125	538,488	78,841	31,536	929,990
	Robinson Twp.	30,135,758	74,355	205,827	30,135	12,054	322,371
	Zeeland Charter Twp.	307,276,270	1,385,193	2,098,696	307,276	121,747	3,912,912
	Holland City	11,200	201	76	11	4	292
	Zeeland City	273,151,558	2,114,080	1,865,625	273,151	109,260	4,362,116
	TOTAL	1,053,312,398	5,168,894	7,194,121	1,053,309	420,158	13,836,482
Total Ottawa Intermediate School District - Ottawa County Only		8,918,625,697					

GOVERNMENT UNITS IN SCHOOL DISTRICTS

SCHOOL DISTRICT	GOVERNMENT UNIT	TOTAL TAXABLE including Ren Zone	TOTAL OPERATING	TOTAL DEBT	TOTAL B & S	TOTAL RECREATION	GRAND TOTAL
-----------------	-----------------	----------------------------------	-----------------	------------	-------------	------------------	-------------

Kent Intermediate School District

Grandville 41-130	Georgetown Charter Twp. Jamestown Charter Twp. Tallmadge Charter Twp. TOTAL	36,571,164 14,164,934 <u>115,850,539</u> 166,586,637	37,464 23,122 <u>612,531</u> 673,117	117,027 45,327 <u>370,721</u> 533,075	51,199 19,830 <u>162,190</u> 233,219		205,690 88,279 <u>1,145,442</u> 1,439,411
Kenowa Hills 41-145	Tallmadge Charter Twp. Wright Twp. TOTAL	56,082,850 <u>30,167,592</u> 86,250,442	177,731 <u>178,598</u> 356,329	166,566 <u>89,597</u> 256,163			344,297 <u>268,195</u> 612,492
Kent City 41-150	Chester Twp.	6,138,180	10,491	50,639	6,138		67,268
Sparta 41-240	Chester Twp. Wright Twp. TOTAL	30,155,521 <u>2,449,634</u> 32,605,155	148,480 <u>7,239</u> 155,719	179,425 <u>14,575</u> 194,000	25,789 <u>2,094</u> 27,883		353,694 <u>23,908</u> 377,602
Total Kent Intermediate School District Ottawa County Only		291,580,414					

Muskegon Area Intermediate School District

Fruitport 61-080	Crockery Twp. Spring Lake Twp. TOTAL	44,203,346 <u>37,778,599</u> 81,981,945	153,115 <u>224,812</u> 377,927	132,610 <u>113,335</u> 245,945			285,725 <u>338,147</u> 623,872
Ravenna 61-210	Chester Twp.	19,910,528	41,705	139,373			181,078
Total Muskegon Area Intermediate School District-Ottawa County Only		101,892,473					
GRAND TOTAL (Ottawa, Kent, Muskegon Intermediate School Districts)		<u><u>9,312,098,584</u></u>					* The taxable value of Senior Citizen & Disabled Family Housing parcels have been subtracted from the total taxable values because those parcels are not considered part of the Ad Valorem tax roll.

## 2012 Estimate of Library & Authority Dollars

### GOVERNMENT UNITS IN DISTRICT LIBRARIES AND AUTHORITIES

LIBRARY OR AUTHORITY	GOVERNMENT UNIT	TOTAL TAXABLE	TOTAL OPERATING	TOTAL DEBT	TOTAL DOLLARS
Loutit Library	Grand Haven Charter Twp	645,643,177	631,585	77,477	709,062
	Robinson Township	193,074,769	188,981	23,168	212,149
	Ferrysburg City	155,410,916	152,116	18,649	170,765
	Grand Haven City	522,667,309	511,586	62,720	574,306
	Port Sheldon Twp (Grand Haven School District only)	463,275,697	453,454	55,593	509,047
	<b>TOTAL</b>	1,980,071,868	1,937,722	237,607	2,175,329
Coopersville Area Library	Chester Township	76,309,098	44,877		44,877
	Polkton Charter Township	97,973,949	57,618		57,618
	Wright Township	106,481,825	61,695		61,695
	Coopersville City	94,508,956	54,804		54,804
	<b>TOTAL</b>	375,273,828	218,994		218,994
Spring Lake Library	Spring Lake Township	662,721,060	1,147,993	331,360	1,479,353

### Macatawa Area Express Transportation Authority

Ottawa County Portion Only	Holland Charter Township	* 1,071,077,401	421,006		421,006
	Holland City	* 624,047,398	248,524		248,524
	<b>TOTAL</b>	1,695,124,799	669,530		669,530

### Holland Area Swimming Pool Authority

Ottawa County Portion Only	Holland Charter Township	29,634,653	25,189	21,336	46,525
	Park Township	101,813,779	86,541	73,305	159,846
	Holland City	* 624,036,198	528,106	449,306	977,412
	<b>TOTAL</b>	755,484,630	639,836	543,947	1,183,783

### Downtown Development Authorities

MSDDA DDA DDA	Grand Haven City	42,834,011	79,020		79,020
	Holland City	96,290,719	176,529		176,529
	Hudsonville City	14,177,725	14,177		14,177

\* The taxable values of Senior Citizen & Disabled Family Housing parcels have been subtracted from the total taxable values because those parcels are not considered part of the Ad Valorem tax roll.

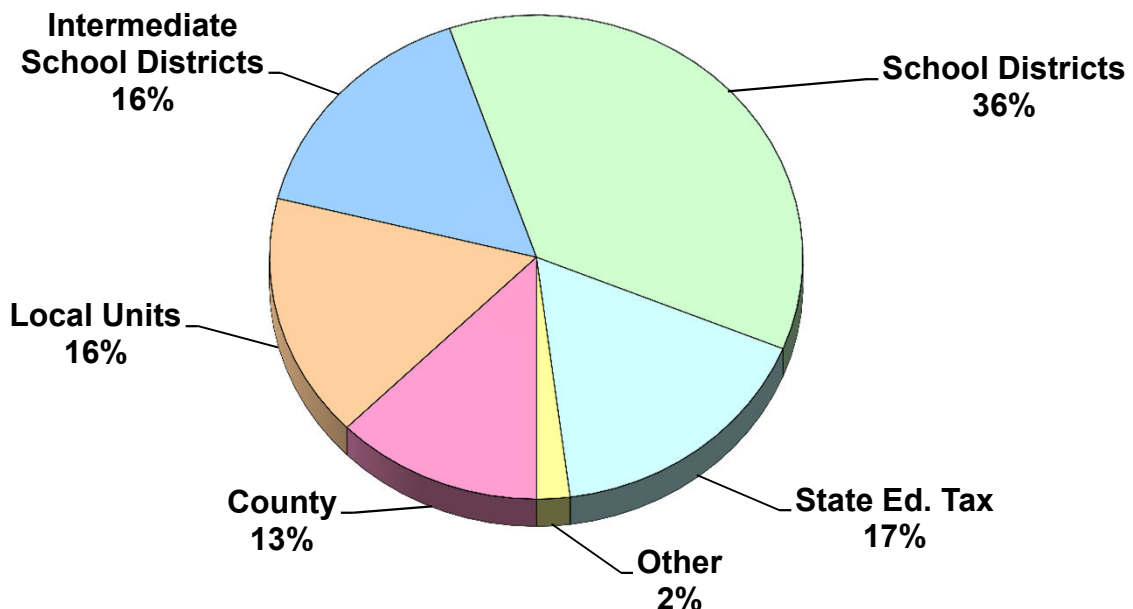
**2012 Estimate of Tax Dollars for State Education, Intermediate Schools, and Community College**

Government Unit	State Ed Taxable Value	State Ed Tax Dollars	Ottawa ISD Taxable Value	Ottawa ISD Tax Dollars	Muskegon ISD Taxable Value	Muskegon ISD Tax Dollars	Kent ISD & GRCC Taxable Value	Kent ISD Tax Dollars	GR Comm. College
Allendale Charter Township	372,799,829	2,236,798	377,227,329	2,083,577					
Blendon Township	207,106,175	1,242,637	207,862,575	1,148,108					
Chester Township	76,154,398	456,926	20,104,869	111,047	19,910,528	74,823	36,293,701	170,228	64,838
Crockery Township	127,384,210	764,305	84,135,164	464,712	44,203,346	166,116			
Georgetown Charter Township	1,339,797,214	8,038,783	1,306,385,950	7,215,692			36,571,164	171,529	65,334
Grand Haven Charter Township	627,722,977	3,766,337	645,264,877	3,564,056					
Holland Charter Township	994,934,501	5,969,607	1,052,516,501	5,813,469					
Jamestown Charter Township	267,256,392	1,603,538	258,348,058	1,426,959			14,164,934	66,437	25,305
Olive Township	136,566,643	819,399	143,628,943	793,320					
Park Township	879,517,353	5,277,104	879,517,353	4,857,926					
Polkton Charter Township	95,545,249	573,271	97,973,949	541,149					
Port Sheldon Township	639,809,243	3,838,855	644,255,543	3,558,481					
Robinson Township	192,739,969	1,156,439	193,074,769	1,066,429					
Spring Lake Township	642,476,260	3,854,857	624,461,461	3,449,150	37,778,599	141,971			
Tallmadge Charter Township	253,861,190	1,523,167	90,956,257	502,387			165,751,700	777,425	296,115
Wright Township	103,365,053	620,190	73,864,599	407,983			31,041,354	145,593	55,455
Zeeland Charter Township	315,867,715	1,895,942	321,309,712	1,770,555					
Coopersville City	89,490,003	536,940	93,188,903	514,719					
Ferrysburg City	154,130,816	924,784	155,410,916	858,396					
Grand Haven City	483,642,309	2,901,853	522,667,309	2,886,900					
Holland City	595,777,898	3,574,667	621,312,498	3,431,757					
Hudsonville City	194,538,895	1,167,233	203,925,295	1,126,360					
Zeeland City	210,613,558	1,263,681	273,151,558	1,508,725					
<b>Totals</b>	9,001,097,850	54,007,313	8,890,544,388	49,101,857	101,892,473	382,910	283,822,853	1,331,212	507,047

# Total Estimated 2012 Tax Dollars

## Summarized by Individual Taxing Entity

Ottawa County	40,408,705	Ottawa Intermediate School	49,101,857
Allendale Charter Township	1,034,432	Muskegon Intermediate School	382,910
Blendon Township	566,549	Kent Intermediate School	1,331,212
Chester Township	310,637	Allendale School District	5,727,364
Crockery Township	367,008	Coopersville School District	4,523,732
Georgetown Charter Township	3,021,653	Grand Haven School District	24,071,180
Grand Haven Charter Township	3,069,700	Holland School District	11,834,628
Holland Charter Township	6,420,349	Hudsonville School District	13,291,770
Jamestown Charter Township	1,180,307	Jenison School District	9,083,063
Olive Township	715,040	Spring Lake School District	6,463,563
Park Township	3,417,801	West Ottawa School District	25,102,509
Polkton Charter Township	412,164	Zeeland School District	13,836,482
Port Sheldon Township	934,169	Grandville School District	1,439,411
Robinson Township	671,898	Kenowa Hills School District	612,492
Spring Lake Township	1,277,988	Kent City School District	67,268
Tallmadge Charter Twp	565,833	Sparta School District	377,602
Wright Township <i>amended</i>	215,674	Fruitport School District	623,872
Zeeland Charter Township	2,163,748	Ravenna School District	181,078
Coopersville City	1,292,317	Michigan Education Tax	54,007,313
Ferrysburg City	1,466,906	Grand Rapids Community College	507,047
Grand Haven City	7,373,004	Loutit Library	2,175,329
Holland City	9,387,098	Coopersville Area Library	218,994
Hudsonville City	2,290,343	Spring Lake Library	1,479,353
Zeeland City	3,068,966	MAX Transport	669,530
Spring Lake Village	1,288,835	Holland Area Community Pool	1,183,783
		Grand Haven City MSDDA	79,020
		Holland City DDA	176,529
		Hudsonville City DDA	14,177
		<b>Total All Taxing Entities <i>amended</i></b>	<b>321,484,193</b>



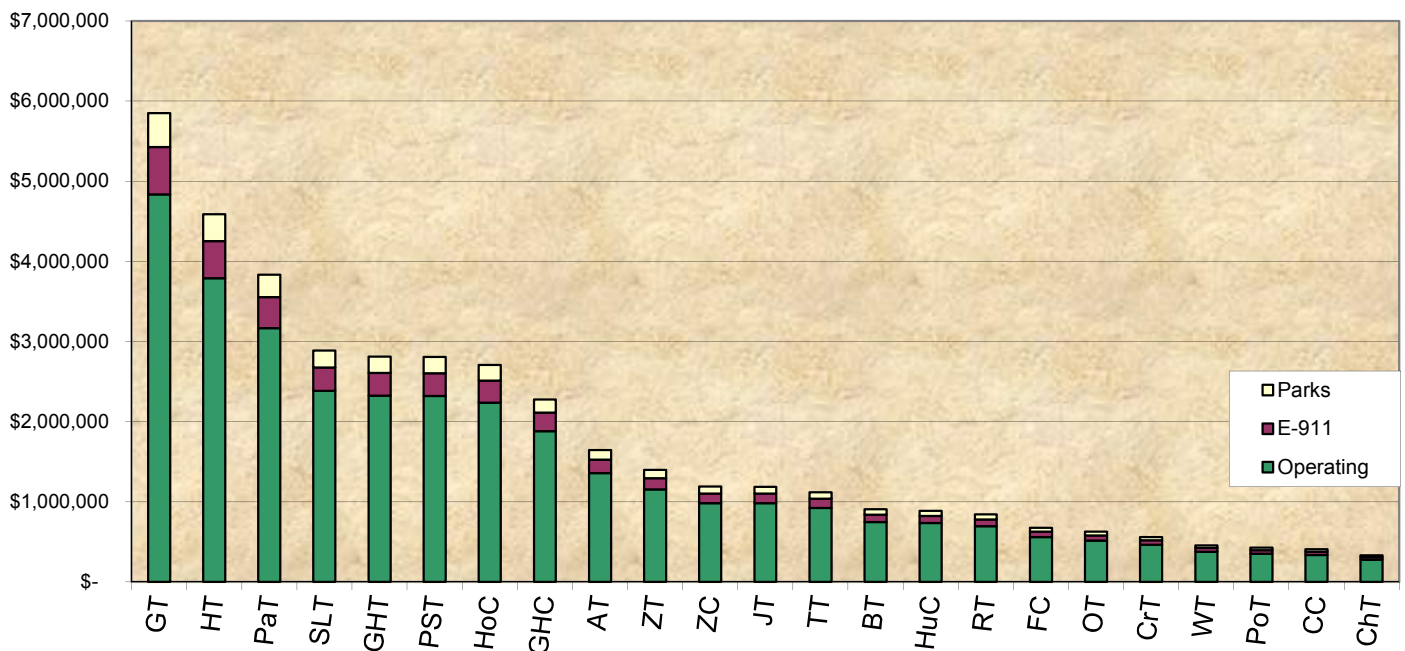
(Other: Libraries, Pool Authority, MAX, DDA's that levy a tax, and Grand Rapids Community College)

## 2012 County Tax Levy Review

Government Unit	Code	Taxable Value minus Ren. Zone	Total County Levy	Percent of Total County	Breakdown of County Taxes		
					Operating	E-911	Parks
Georgetown Charter Twp	GT	1,342,957,114	\$ 5,850,591	14.48%	\$ 4,834,645	\$ 590,901	\$ 425,045
Holland Charter Twp	HT	1,052,516,501	\$ 4,585,287	11.35%	\$ 3,789,059	\$ 463,107	\$ 333,121
Park Township	PaT	879,517,353	\$ 3,831,616	9.48%	\$ 3,166,262	\$ 386,987	\$ 278,367
Spring Lake Township	SLT	662,240,060	\$ 2,885,047	7.14%	\$ 2,384,064	\$ 291,385	\$ 209,598
Grand Haven Charter Twp	GHT	645,264,877	\$ 2,811,095	6.96%	\$ 2,322,953	\$ 283,916	\$ 204,226
Port Sheldon Township	PST	644,255,543	\$ 2,806,697	6.95%	\$ 2,319,319	\$ 283,472	\$ 203,906
Holland City	HoC	621,312,498	\$ 2,706,746	6.70%	\$ 2,236,724	\$ 273,377	\$ 196,645
Grand Haven City	GHC	522,667,309	\$ 2,276,999	5.63%	\$ 1,881,602	\$ 229,973	\$ 165,424
Allendale Charter Twp	AT	377,227,329	\$ 1,643,390	4.07%	\$ 1,358,018	\$ 165,980	\$ 119,392
Zeeland Charter Twp	ZT	320,304,115	\$ 1,396,497	3.46%	\$ 1,153,999	\$ 141,043	\$ 101,455
Zeeland City	ZC	273,151,558	\$ 1,189,983	2.94%	\$ 983,345	\$ 120,186	\$ 86,452
Jamestown Charter Twp	JT	272,512,992	\$ 1,187,201	2.94%	\$ 981,046	\$ 119,905	\$ 86,250
Tallmadge Charter Twp	TT	256,707,957	\$ 1,118,347	2.77%	\$ 924,148	\$ 112,951	\$ 81,248
Blendon Township	BT	207,862,575	\$ 905,552	2.24%	\$ 748,305	\$ 91,459	\$ 65,788
Hudsonville City	HuC	203,925,295	\$ 888,400	2.20%	\$ 734,131	\$ 89,727	\$ 64,542
Robinson Township	RT	193,074,769	\$ 841,129	2.08%	\$ 695,069	\$ 84,952	\$ 61,108
Ferrysburg City	FC	155,410,916	\$ 677,046	1.68%	\$ 559,479	\$ 68,380	\$ 49,187
Olive Township	OT	143,628,943	\$ 625,718	1.55%	\$ 517,064	\$ 63,196	\$ 45,458
Crockery Township	CrT	128,338,510	\$ 559,105	1.38%	\$ 462,018	\$ 56,468	\$ 40,619
Wright Township	WT	104,905,953	\$ 457,021	1.13%	\$ 377,661	\$ 46,158	\$ 33,202
Polkton Charter Twp	PoT	97,973,949	\$ 426,822	1.06%	\$ 352,706	\$ 43,108	\$ 31,008
Coopersville City	CC	93,188,903	\$ 405,977	1.00%	\$ 335,480	\$ 41,003	\$ 29,494
Chester Township	ChT	76,309,098	\$ 332,439	0.82%	\$ 274,712	\$ 33,576	\$ 24,151
<b>Totals:</b>		<b>9,275,254,117</b>	<b>\$ 40,408,705</b>	<b>100%</b>	<b>\$ 33,391,809</b>	<b>\$4,081,210</b>	<b>\$2,935,686</b>

Note: Total Taxable Value including the Renaissance Zones is: 9,312,098,584

Total County Revenue lost to Renaissance Zones is: \$159,416





# Appendix A

## MICHIGAN RENAISSANCE ZONE ACT ( Act 376 of 1996) As Reported in the 2012 Equalization Report

### 211.7ff Real and personal property located in renaissance zone.

- (1) For taxes levied after 1996, except as otherwise provided in subsections (2) and (3) and except as limited in subsections (4), (5), and (6), real property in a renaissance zone and personal property located in a renaissance zone is exempt from taxes collected under this act to the extent and for the duration provided pursuant to the Michigan renaissance zone act, 1996 PA 376, MCL 125.2681 to 125.2696.
- (2) Real and personal property in a renaissance zone is not exempt from collection of the following:
- (a) A special assessment levied by the local tax collecting unit in which the property is located.
- (b) Ad valorem property taxes specifically levied for the payment of principal and interest of obligations approved by the electors or obligations pledging the unlimited taxing power of the local governmental unit.
- (c) A tax levied under section 705, 1211c, or 1212 of the revised school code, 1976 PA 451, MCL 380.705, 380.1211c, and 380.1212.
- 380.705 ...a regional enhancement property tax may be levied by an intermediate school district at a rate not to exceed 3 mills
- 380.1211c ...a school district may levy, in addition to the millage authorized under section 1211, not more than 3 additional mills for enhancing operating revenue
- 380.1212 ...the board of a school district may levy a tax of not to exceed 5 mills on the state equalized valuation of the school district ...for the purpose of creating a sinking fund

### 125.2689 Exemption, deduction, or credit

Sec. 9. (3) During the last 3 years that the taxpayer is eligible for an exemption, deduction, or credit..., the exemption, deduction, or credit shall be reduced by the following percentages:

- (a) For the tax year that is 2 years before the final year of designation as a renaissance zone, the percentage shall be 25%.
- (b) For the tax year immediately preceding the final year of designation as a renaissance zone, the percentage shall be 50%.
- (c) For the tax year that is the final year of designation as a renaissance zone, the percentage shall be 75%.

UNIT	ZONE TYPE	SCHOOL DISTRICT CODE & NAME		Ad-Valorem								
				#	REAL VALUES	LOST REVENUE REAL	#	PERSONAL VALUES	LOST REVENUE PERSONAL	#	TOTAL VALUE	TOTAL LOST REVENUE
11 Allendale Twp	Agricultural	70040 Allendale	Assessed		1,206,400			813,300			2,019,700	
			Taxable	1	1,206,400	44,180	2	813,300	10,265	3	2,019,700	54,445
	Tool/Die	70040 Allendale	Assessed		30,700			27,000			57,700	
			Taxable	1	4,394	160	1	27,000	340	2	31,394	500
	Sub Total		Assessed		1,237,100			840,300			2,077,400	
			Taxable	2	1,210,794	44,340	3	840,300	10,605	5	2,051,094	54,945
16 GrandHaven Twp	Tool/Die	70010 Grand Haven	Assessed		302,200			76,100			378,300	
			Taxable	1	302,200	11,881	1	76,100	1,165	2	378,300	13,046
17 Holland Twp	Agricultural	70070 West Ottawa	Assessed		7,459,500			11,101,400			18,560,900	
			Taxable	1	7,459,500	301,213	1	11,101,400	181,839	2	18,560,900	483,052
	Renewable Energy	70070 West Ottawa	Assessed		0			0			0	
			Taxable	1	0	0	0	0	0	1	0	0
	Sub Total		Assessed		7,459,500			11,101,400			18,560,900	
			Taxable	2	7,459,500	301,213	1	11,101,400	181,839	3	18,560,900	483,052
24 Spring Lake Twp	Tool/Die	70300 Spring Lake	Assessed		264,500			216,500			481,000	
			Taxable	1	264,500	9,930	2	216,500	2,932	3	481,000	12,862
25 Tallmadge Twp	Tool/Die	41145 Kenowa Hills	Assessed		70,000			204,607			274,607	
			Taxable	1	70,000	2,592	1	204,607	2,667	2	274,607	5,259
		41130 Grandville	Assessed		3,024,500			2,969,267			5,993,767	
			Taxable	9	2,937,815	108,809	2	2,969,267	38,711	11	5,907,082	147,520
	Sub Total		Assessed		3,094,500			3,173,874			6,268,374	
			Taxable	10	3,007,815	111,401	3	3,173,874	41,378	13	6,181,689	152,779
26 Wright Twp amended	Tool/Die	41145 Kenowa Hills	Assessed		410,600			1,194,000			1,604,600	
			Taxable	2	381,872	14,311	2	1,194,000	16,091	4	1,575,872	30,402
27 Zeeland Twp	Agricultural	70350 Zeeland	Assessed		536,000			1,629,700			2,165,700	
			Taxable	2	522,362	21,432	1	1,629,700	27,753	3	2,152,062	49,185
	Tool/Die	70350 Zeeland (Pay 25%-expiring)	Assessed		491,100			514,900			1,006,000	
			Taxable	2	490,697	15,099	1	514,900	6,576	3	1,005,597	21,675
	Sub Total		Assessed		1,027,100			2,144,600			3,171,700	
			Taxable	4	1,013,059	36,531	2	2,144,600	34,329	6	3,157,659	70,860
44 Coopersville City	Tool/Die	70120 Coopersville	Assessed		258,700			1,069,100			1,327,800	
			Taxable	3	250,953	11,974	4	1,069,100	25,356	7	1,320,053	37,330
65 Holland City	Tool/Die	70020 Holland	Assessed		1,264,200			1,470,700			2,734,900	
			Taxable	1	1,264,200	63,511	1	1,470,700	38,588	2	2,734,900	102,099
72 Hudsonville City	Tool/Die	70190 Hudsonville	Assessed		237,600			165,400			403,000	
			Taxable	2	237,600	10,599	2	165,400	3,408	4	403,000	14,007
Countywide Total			Assessed		15,556,000			21,451,974			37,007,974	
			Taxable	28	15,392,493	615,691	21	21,451,974	355,691	49	36,844,467	971,382

**NOTE: TOTAL LOST REVENUES INCLUDES ALL TAXING ENTITIES**

# Action Request



**Committee:** Board of Commissioners

**Meeting Date:** 11/27/2012

**Requesting Department:** Parks and Recreation

**Submitted By:** Misty Cunningham

**Agenda Item:** Proposed 2013 Parks and Recreation Fees

## SUGGESTED MOTION:

To approve the Parks and Recreation Commission's proposed fee schedule for 2013 including increases to motor vehicle parking fees and selected facility reservation fees.

## SUMMARY OF REQUEST:

The Ottawa County Parks and Recreation Commission is recommending increases to selected parks and recreation fees for 2013 including motor vehicle parking fees (i.e. entrance fees) and facility reservation fees. A summary sheet is attached showing proposed fee increases highlighted. The intent of the fee increases is to keep fees current through periodic modest adjustments. Additional revenues will be used to support maintenance services and staffing.

## FINANCIAL INFORMATION:

Total Cost: \$0.00      General Fund Cost: \$0.00      Included in Budget:     Yes     No

If not included in budget, recommended funding source:

## ACTION IS RELATED TO AN ACTIVITY WHICH IS:

Mandated       Non-Mandated       New Activity

## ACTION IS RELATED TO STRATEGIC PLAN:

Goal: 3: To Contribute to a Healthy Physical, Economic, & Community Environment.

Objective: 4: Continue initiatives to positively impact the community.

**ADMINISTRATION RECOMMENDATION:**     Recommended     Not Recommended     Without Recommendation

County Administrator:

Committee/Governing/Advisory Board Approval Date: Finance and Administration Committee 11/20/2012



## **MEMORANDUM**

Date: November 12, 2012  
To: Ottawa County Board of Commissioners  
From: John Scholtz, Parks and Recreation Director  
RE: Proposed 2013 Parks and Recreation Fees

---

The Ottawa County Parks and Recreation Commission is recommending increases to selected parks and recreation fees for 2013 including motor vehicle parking fees (i.e. entrance fees) and facility reservation fees. A summary sheet is attached showing proposed fee increases highlighted. The intent of the fee increases is to keep fees current through periodic modest adjustments. Additional revenues will be used to support maintenance services and staffing.

### **PROPOSED BOARD MOTION:**

*To approve and forward to the Board of Commissioners the Parks and Recreation Commission's proposed fee schedule for 2013 including increases to motor vehicle parking fees and selected facility reservation fees.*

**2013 Proposed Fees and Charges Summary**  
Ottawa County Parks and Recreation Commission

<b>MOTOR VEHICLE PARKING FEES</b>	<i>Current Daily</i>	<i>Proposed Daily</i>	<i>Current Annual</i>	<i>Proposed Annual</i>
Resident	\$4	\$5	\$12	\$15
Non-Resident	\$6	\$7	\$24	\$25
Seniors			\$7	
Multi-vehicle (Ottawa Co. resident only)			\$5	
<b>Exception:</b> Rosy Mound Natural Area & Olive Shores Residents and Non-Residents	\$6	\$7	same as above	same as above

<b>RIVERSIDE PARK BOAT LAUNCH FEES</b>	<i>Current Daily</i>	<i>Proposed Daily</i>	<i>Current Annual</i>	<i>Proposed Annual</i>
Resident	\$5		\$12	\$15
Non-Resident	\$5		\$24	\$25
Riverside Fishing Tournaments (per event)	\$110	\$120		

**FACILITY RESERVATION FEES: \$25 fee** for per tent, dunk tank or other amusement, prior approval is required

<i>Picnic Buildings</i>	<i>Current Resident</i>	<i>Proposed Resident</i>	<i>Current Non-Resident</i>	<i>Proposed NR</i>
Hager Picnic - ½ day / ½ bldg. (50 cap)	\$50	\$60	\$80	\$90
Spring Grove Picnic - ½ day / ½ bldg. (50 cap)	\$50	\$60	\$80	\$90
Kirk Park Lodge - all day (50 cap)	\$60	\$70	\$90	\$100
Grand River Park - all day (50 person cap)	\$70	\$80	\$90	\$100
<b><i>Picnic Shelters</i></b>				
Riverside Park shelter	\$50	\$40	\$80	\$70
Grose Park (Lake & Forest shelters)	\$50	\$60	\$80	\$90
Hager Park Maples Shelter	\$50	\$60	\$80	\$90
Kirk Park shelter	\$50	\$60	\$80	\$90
North Beach Park South ½ shelter	\$50	\$60	\$80	\$90
Tunnel Park (North & South shelters)	\$50	\$60	\$80	\$90
<b><i>Special Facilities</i></b>				
Pigeon Creek Group Camp (overnight)	\$40		\$60	
Kirk Park Lodge (overnight)	\$40	\$50	\$60	\$70
Pigeon Creek Lodge (6 hr. rental)	\$90	\$100	\$110	\$125
Hager DeVries & VanderLaan Rooms (6 hrs.)	\$110	\$125	\$130	\$150
Additional hours	\$15	\$20	\$15	\$25
Pine Bend Weaver House (6 hrs.)	\$140	\$150	\$180	\$200
<b>\$250 deposit</b> Additional hours	\$30		\$40	
Connor Bayou Woodland Cabin (6 hrs.)	\$140	\$150	\$180	\$200
<b>\$250 deposit</b> Additional hours	\$30		\$40	
Spring Grove Trellis ½ day & ½ Picnic bldg.	\$160	\$175	\$190	\$200

**2013 Proposed Fees and Charges Summary**  
Ottawa County Parks and Recreation Commission

<b>Pigeon Lodge Winter Rental Fees</b>	<i>First 2 hrs.</i>	<i>Each add. hr.</i>
Youth Skis	\$5	\$2
Adult Skis	\$8	\$2
Skating Skis	\$8	\$2
Snowshoes	\$6	\$2

<b>Nature Education Center Program Fees</b>	<i>1 Guide</i>	<i>2 Guides</i>	<i>3 Guides</i>	<i>4 Guides</i>	<i>5 Guides</i>	<i>6 Guides</i>
1 Hour	\$20	\$40	\$60	\$80	\$100	\$120
2 Hours	\$30	\$60	\$90	\$120	\$150	\$180
3 Hours	\$40	\$80	\$120	\$160	\$200	\$240
4 Hours	\$50	\$100	\$150	\$200	\$250	\$300

**Guidelines: Ideal group per guide is 15 or less. Maximum group size, 100 per time period.**

***NATURE EDUCATION CENTER RENTAL FEES***

<b>Nature Education Center Rental Fees</b>	<i>Classroom (40 cap)</i>		<i>Multi-Purpose (90 cap)</i>		<i>Both Rooms</i>	
	<i>Resident</i>	<i>NR</i>	<i>Resident</i>	<i>NR</i>	<i>Resident</i>	<i>NR</i>
9am - noon (3 hrs.)	\$ 75	\$ 100	\$ 125	\$ 150	\$ 200	\$ 225
1pm - 4pm (3 hrs.)	\$ 75	\$ 100	\$ 125	\$ 150	\$ 200	\$ 225
5pm - 9pm (4 hrs.) (after open hours)	\$ 150	\$ 175	\$ 250	\$ 275	\$ 400	\$ 425

# Action Request



**Committee:** Board of Commissioners

**Meeting Date:** 11/27/2012

**Requesting Department:** Administrator's Office

**Submitted By:** Keith Van Beek

**Agenda Item:** Service Agreement between Ottawa County and Harbor Humane Society

## SUGGESTED MOTION:

To approve and authorize the Board Chair and Clerk to sign the Service Agreement between Ottawa County and Harbor Humane Society.

## SUMMARY OF REQUEST:

Ottawa County has had a long-term partnership with the Harbor Humane Society to house animals in relation to animal control activities operated by the Sheriff's Office. The attached agreement is a continuation of those services.

The items that have changed in the agreement include compensation and the term of the agreement. The term of the proposed agreement is for three years. Compensation, as calculated by a rate per animal, has increased to \$118.86 for 2013. Rates in 2014 and 2015 will increase by C.P.I. or 3%, whichever is less. The rate of \$118.86 represents a significant increase, but also a return to a methodology and historic rate used prior to the most recent agreement.

The Sheriff's Office is in full support of the proposed Agreement, as it continues an agreement that works well in that the County does not have the operational responsibility for an animal shelter.

The Harbor Humane Society Board has already approved the proposed agreement and signatures have been secured.

## FINANCIAL INFORMATION:

Total Cost: \$287,046.90 | General Fund Cost: \$287,046.90 | Included in Budget:  Yes |  No

If not included in budget, recommended funding source: Increased amount of agreement in excess of budget recommended to be taken from contingency.

## ACTION IS RELATED TO AN ACTIVITY WHICH IS:

Mandated |  Non-Mandated |  New Activity

## ACTION IS RELATED TO STRATEGIC PLAN:

Goal: 4: To Continually Improve the County's Organization and Services.

Objective: 1: Maintain systems and programs of continuous improvement to gain efficiencies and improve effectiveness. & 4: Examine opportunities for service-delivery with local units of government.

**ADMINISTRATION RECOMMENDATION:**  Recommended |  Not Recommended |  Without Recommendation

County Administrator:

Committee/Governing/Advisory Board Approval Date: Finance and Administration Committee 11/20/2012

**COUNTY OF OTTAWA**

**HARBOR HUMANE SOCIETY**

**SERVICE AGREEMENT**

THIS AGREEMENT is made and entered into this \_\_\_\_ day of \_\_\_\_\_, 2012, by and between the COUNTY OF OTTAWA, a municipal corporation located at the County Administration Building, 12220 Fillmore, West Olive, Michigan 49460, hereinafter referred to as the "County," and HARBOR HUMANE SOCIETY, doing business at 14345 Bagley Street at U.S. 31, West Olive, Michigan 49460, a non-profit corporation hereinafter referred to as the "Society."

In consideration of the mutual promises and conditions set forth below, the parties hereto agree as follows:

**ARTICLE I**

**SCOPE OF SERVICE**

Section 1. The Society agrees to provide the following services to the County of Ottawa in accordance with the terms and conditions of this Agreement.

1.1 The Society will maintain proper housing for stray or homeless dogs and cats which come into its custody by any law enforcement officer in the employ of the County, or by any resident of the County.

1.2 The Society will maintain suitable office hours, as determined by the Society, for the convenience of the public and for the purpose of transacting business in connection with the duties under this Agreement and for the purpose of receiving animals or redemptions of impounded animals.

1.3 The Society will provide food, water, shelter and other humane treatment for such animals while they are in the Society's possession and until placed or otherwise humanely disposed of by the Society.

1.4 The Society will collect statistics which accurately reflect the number and source of animals brought to its shelter, (i.e., owner surrender, general public, or animal control) and the disposition of the animals.

1.5 The Society will assist the Ottawa County Sheriff's Department in handling and locating food, water, shelter and veterinarian services in cases of alleged or suspected animal abuse or neglect. In the event the services of the Society are invoked under this section of the Agreement, and assuming the Society anticipates reimbursement therefore, the parties will, by their authorized representatives, at the earliest available opportunity,

mutually agree upon a formula for reimbursement for services to be provided by the Society prior to the Society providing such services and/or taking custody of the animals.

1.6 The Society will maintain a list of veterinarians doing business within Ottawa County who may be willing to assist the Ottawa County Sheriff's Department and the Ottawa County Prosecutor's Office in the investigation and documentation of alleged or suspected animal abuse or neglect cases.

1.7 The Society will provide the standard first series of shots and will also provide rabies shots for all dogs and cats which are adopted from the facility, and if deemed necessary, in its sole discretion, for all dogs and cats which are returned to owners after having been turned in to the facility pursuant to the terms of this Agreement. The Society may charge a reasonable fee for these services to the person with whom the dog or cat is placed or returned to.

1.8 The Society shall sell dog licenses at its facility, and shall require that any dog adopted out or returned to an owner be licensed before the dog is permitted to leave the Harbor Humane Society facility. The Society may retain a fee of \$1.00 for each license sold and shall, on a monthly basis, remit the balance of the license fee to the Ottawa County Treasurer, along with such records of the license transaction as may be required by the Treasurer.

1.9 During the term of this Agreement, and at the option of the County, a member of the Ottawa County Board of Commissioners, or its designee, selected by its Chairperson and approved by the full Board, may be a non-voting member of the Board of Directors of the Harbor Humane Society. The person selected to fill this position, if any, shall be given notice of all regular and special meetings of the Board of Directors of the Harbor Humane Society, in a manner identical to that given to all other members of the Society's Board of Directors. The Society shall make any necessary changes in its by-laws and policies to provide for implementation of this Section.

1.10 For the duration of this Agreement, the Society shall maintain a policy of liability insurance for all risks, having comprehensive general liability limits of not less than \$1,000,000 (one million dollars) per accident or occurrence. The County of Ottawa shall be endorsed as an additional insured on this policy. Proof of the existence of the policy and of the endorsement shall be provided to Ottawa County at the outset of this Agreement and thereafter upon written request.

## **ARTICLE II**

### **COMPENSATION**

During the term of this Agreement, the County agrees to pay the Society per dog or cat delivered to the Society by the Ottawa County Sheriff's Department or other duly authorized law enforcement personnel employed by a municipality within Ottawa County. The County also agrees to pay the Society per stray or homeless dog or cat delivered by any resident of the



County. The rate per dog or cat as defined above will be \$118.86 in 2013, which will be adjusted upward annually by the Consumers Price Index (C.P.I.) or 3%, whichever is less, for the term of this Agreement.

Based upon past deliveries of animals, it is anticipated that, without limitation, approximately \$287,046.90 (2,415 x \$118.86 per animal = \$287,046.90) may be paid to the Society during the first year of this Agreement for services to be provided hereunder. To facilitate budgeting under the Agreement, a payment of 1/12<sup>th</sup> of the approximate annual payment (\$23,920.57 in the first year of this Agreement) will be made by the County to the Society on a monthly basis as outlined in Exhibit "A". Payments will be adjusted quarterly to reflect the actual payment amount based upon the stray or homeless dogs or cats delivered to the Society annually.

### **ARTICLE III**

#### **PERFORMANCE RECORDS AND PROGRAM EVALUATION REPORTS**

Section 3. All reports required of the Society by this Agreement shall be delivered by the Society to the Ottawa County Sheriff's Office which shall act as the County Oversight Agency for the Agreement.

3.1 The Society shall submit to the County Oversight Agency a monthly report summarizing the animals brought to the shelter under the terms of this Agreement and the disposition of the same. Additionally, the County Oversight Agency shall have the authority to inspect any and all records and other documentation kept by the Society in accordance with this Agreement during all normal business hours of the Society.

3.2 Once each year, the Society will submit a report through the Ottawa County Sheriff's Office to the Ottawa County Board of Commissioners. The report shall include the latest annual financial report of the Society and a report of the Society's performance under the terms of this Agreement.

### **ARTICLE IV**

#### **TERM OF AGREEMENT**

The Agreement shall be in full force and effect commencing January 1, 2013, and terminating at the close of business on December 31, 2015.

### **ARTICLE V**

#### **PERSONNEL**

Section 1. The Society represents that it has, or will secure under the conditions of this Agreement, all personnel required for performing the Society's obligations under this Agreement.

Section 2. Such personnel, when hired, will not be employees of, or have any contract relationship with, the County or any of its agencies without prior written agreement of the County.

Section 3. All services will be performed by the Society or under its supervision, and all personnel engaged in the work will be fully qualified to perform such services. Society further shall be solely liable for all costs and expenses relating to the employment of individuals under its supervision including but not limited to wages, employment taxes and worker's compensation insurance coverage expenses.

Section 4. For purposes of this Agreement, the parties agree that this Agreement is for personal services only and that the Society is neither an employee nor an agent of the County but rather is considered as an independent contractor, who responsibilities include performing the functions set forth in MCLA 287.388.

## **ARTICLE VI**

### **INTEREST OF SOCIETY AND COUNTY**

The Society covenants that it has no interest and will not acquire any interest which would conflict with the performance of services required by this Agreement. The Society also promises that, in the performance of its obligations under this Agreement, no person having an interest conflicting with the performance of the services will be employed by Society. In addition, no officer, agent, employee of the County of Ottawa or member of its governing bodies may participate in any decision relating to this Agreement which affects his/her personal interests or the interest of any corporation, partnership or association which he/she is directly or indirectly interested or has any personal or pecuniary interest.

## **ARTICLE VII**

### **OWNERSHIP OF DOCUMENTS AND PUBLICATION**

All documents developed as a result of this Agreement will be freely available to the public upon proper interest. None may be copyrighted by the County, County Oversight Agency or the Society.

## **ARTICLE VIII**

### **TERMINATION OF AGREEMENT**

If the Society or County does not fulfill its obligations under this Agreement in a timely and proper manner, or if the Society or County is in default under any of the provision of this Agreement, the non-defaulting party may terminate this Agreement. Termination of this Agreement by the Society or County shall be by giving thirty (30) days written notice which notice shall be deemed to have been given when mailed.

**ARTICLE IX**

**NOTICES**

Any notices delivered pursuant to this Agreement shall be sufficient if sent by the parties hereto in the United States mail, postage paid, to the addresses noted below:

County of Ottawa  
Ottawa County Administrator  
12220 Fillmore Street, Room 310  
West Olive, Michigan 49460

Harbor Humane Society  
Attn: Executive Director  
14345 Bagley Street at U.S. 31  
West Olive, Michigan 49460

and

County of Ottawa  
Ottawa County Sheriff  
12220 Fillmore Street  
West Olive, Michigan 49460

**ARTICLE X**

**HOLD HARMLESS; INDEMNIFICATION**

The Society hereby agrees to indemnify and hold the County harmless from and against any damages, injuries, claims of causes of action, including court costs and attorneys fees, arising either directly or indirectly from any acts or actions of the Society, and their employees or agents in furtherance of the Society's obligations pursuant to this Agreement.

The County hereby agrees to indemnify and hold Society harmless from and against any damages, injuries, claims of causes of action, including court costs and attorneys fees, arising either directly or indirectly from any acts or actions of the County, the Ottawa County Board of Commissioners, or their employees or agents in furtherance of the County's obligations pursuant to this Agreement.

**ARTICLE XI**

**CHANGES IN SCOPE OR SCHEDULE OR SERVICES**

The County may request changes in the scope or schedule of the services under this Agreement upon mutual written agreement between both parties. Changes which are mutually agreed upon by the County and the Society, including any increase or decrease in the amount of the Society's compensation, will be incorporated into this Agreement by written amendment. Any request by the Society to modify the scope or schedule of services, or to redirect funds, must be submitted in writing to the County Oversight Agency, such request for modification of the scope or schedule of services under this Agreement shall nevertheless require the written approval of the County.

**ARTICLE XII**

**EXTENT OF AGREEMENT**

This Agreement represents the entire understanding between the parties and supersedes all prior negotiations, representations or agreements, whether written or oral. This Agreement may be amended only by written instrument signed by both the County and the Society.

**ARTICLE XIII**

**BINDING EFFECT**

This Agreement and the terms and conditions hereof shall be binding upon and inure to the benefit of the parties hereto, their respective successors and assigns, provided however, Society may not assign its interest in this Agreement without the prior written consent of the County.

**ARTICLE XIV**

**MISCELLANEOUS**

This Agreement shall be governed by Michigan law. The waiver by any party hereto of a breach or violation of any provision of this Agreement shall not be a waiver of any subsequent breach of the same or any other provision of this Agreement. If any section or provision of this Agreement is unenforceable for any reason, the unenforceability thereof shall not impair the remainder of this Agreement, which shall remain in full force and effect. It is contemplated that this Agreement will be executed in multiple counterparts, all of which together shall be deemed to be one Agreement. This Agreement represents the entire understanding and agreement between the parties hereto. All prior oral or written understandings and agreements are specifically merged herein. The captions in this Agreement are for convenience only and shall not be considered as part of this Agreement or in any way to amplify or modify the terms and provisions thereof.

IN WITNESS WHEREOF, the parties hereto have executed this Agreement on the \_\_\_\_ day of \_\_\_\_\_, \_\_\_\_\_.

**COUNTY OF OTTAWA**

Dated: \_\_\_\_\_


By: \_\_\_\_\_  
Philip D. Kuyers, Chairperson  
Board of Commissioners

Dated: \_\_\_\_\_


By: \_\_\_\_\_  
Daniel C. Krueger, County Clerk

**HARBOR HUMANE SOCIETY**

Dated: 10/18/2012

By:   
Its: Executive Director *Lisa M. Lungaro*

Dated: 10/18/12

By:   
Its: Treasurer *Teresa Huxhold*

**EXHIBIT "A"**

**SCHEDULE OF PAYMENTS**

The following is the payment schedule from January 2013 through December 31, 2015, unless modified as provided for in Article II of the Agreement:

		<b><u>Not Later Than:</u></b>
January	\$23,920.57	January 15
February	\$23,920.57	February 15
March	\$23,920.57	March 15
April	\$23,920.57 +/- 1 <sup>st</sup> Quarter Adjusted to reflect actual deliveries in January, February and March	April 15
May	\$23,920.57	May 15
June	\$23,920.57	June 15
July	\$23,920.57 +/- 2 <sup>nd</sup> Quarter Adjusted to reflect actual deliveries in April, May and June	July 15
August	\$23,920.57	August 15
September	\$23,920.57	September 15
October	\$23,920.57 +/- 3 <sup>rd</sup> Quarter Adjusted to reflect actual deliveries in July, August and September	October 15
November	\$23,920.57	November 15
December	\$23,920.57	December 15
January – Final adjustment to reflect actual deliveries through December 31 of performance year		January 15

# Action Request



**Committee:** Board of Commissioners

**Meeting Date:** 11/27/2012

**Requesting Department:** Administrator's Office

**Submitted By:** Misty Cunningham

**Agenda Item:** Board Appointments

## SUGGESTED MOTION:

To place into nomination the name(s) of (\*indicates recommendation of the Interview Subcommittee):

\*Jacqueline Vanderwall

Suzanne Emery

to fill one (1) Primary Consumer vacancy on the Community Mental Health Board beginning immediately and ending March 31, 2016 (three (3) year term).

## SUMMARY OF REQUEST:

The Board of Commissioners makes appointments to the various Boards and Commissions of the County per Administrative Policy – Appointments to Boards and Commissions.

## FINANCIAL INFORMATION:

Total Cost: \$0.00 | General Fund Cost: \$0.00 | Included in Budget:  Yes |  No

If not included in budget, recommended funding source:

## ACTION IS RELATED TO AN ACTIVITY WHICH IS:

Mandated |  Non-Mandated |  New Activity

## ACTION IS RELATED TO STRATEGIC PLAN:

Goal: 2: To Maintain and Enhance Communication with Citizens, Employees, and Other Stakeholders.

Objective: 5: Evaluate communication with other key stakeholders.

**ADMINISTRATION RECOMMENDATION:**  Recommended |  Not Recommended |  Without Recommendation

County Administrator:

Committee/Governing/Advisory Board Approval Date: Human Resources Committee 11/27/2012

**APPLICATION FOR POSITION ON A BOARD  
COMMISSION, OR ADVISORY BODY APPOINTED  
BY THE OTTAWA COUNTY BOARD OF COMMISSIONERS**

Date 10/16/2012

Position Applying For Community Mental Health Board/Primary Consumer (BC)

Position Applying For \_\_\_\_\_

Position Applying For \_\_\_\_\_

Name jacqueline vanderwall

Address 11650 riley st

City holland ST mi Zip 49424

Last 4 digits of social security number 2196 Birth Month 11 Birth Day 28

**Contact Information:**

Home Phone 616-994-0445

Work Phone 616-494-0841

E-mail jaki\_19792000@yahoo.com

Fax Number 616-994-0445

**Education:**

School grand haven high school

School \_\_\_\_\_

Degree general

Degree \_\_\_\_\_

**Employment Background:**

Current Employer \_\_\_\_\_ Position \_\_\_\_\_  
Responsibilities \_\_\_\_\_

Previous Employer dollar 1 superstore Position store assistant  
Responsibilities running the cash register also stocking shelves



Length of Residency in Ottawa County 32

Does the County of Ottawa or any other unit of government employ any members of your family?

Yes  No

If so, describe

peggy hoisington

What is your past experience in serving on governmental boards, or the boards of civic and other similar organizations?

none

The Ottawa County Appointment Policy sets a minimum expectation of 75% attendance for all members of boards and commissions appointed by the Ottawa County Board of Commissioners. If appointed, will you be able to comply with the terms of the Policy with regard to attendance? Yes  No

If not, why not? \_\_\_\_\_

Why do you want to be considered for this appointment?

to be heard and to stop stigma and to advocate for others

Do you desire to have your name kept on file up to one year in the office of the County Clerk and be sent applications for future appointment openings? Yes  No

If yes, please enter the Boards, Commissions or Advisory Bodies you are interested in:

**Thank you for your interest in Ottawa County Government**

# Jacqueline VanderWall

11650 Riley Street  
Holland, MI 49424  
616-994-0445 jaki\_19792000@yahoo.com

## Cashier-Retail

*A position in Retail Sales/Customer Service where my extensive experience can be utilized.*

### KEY QUALIFICATIONS

#### Cashier Skills

- Worked customer service in a multi-department superstore
- Operated cash registers for approximately 10 years, using a variety of different cash registers.
- Established familiarity with bar code scanners.
- Performed daily cash countdown
- Helped customers at courtesy desk and problem solved a variety of issues
- Bagged and carried out groceries for customers

### WORK EXPERIENCE

#### Meijer Inc.

- Provided a variety of services during 4 years of employment. These services included: bagging and carrying out groceries for customers, running cash register, cleaned conveyor belts and provided general customer service.

#### Leppinks

- Provided cashier services, stocking, courtesy desk, cleaned conveyor belts and problem-solved any concerns or issues during 2 years of employment.

#### Fashion Bug

- Operated cash register, assisted customers with finding clothing items, organized racks according to style and size, and vacuuming.

**APPLICATION FOR POSITION ON A BOARD  
COMMISSION, OR ADVISORY BODY APPOINTED  
BY THE OTTAWA COUNTY BOARD OF COMMISSIONERS**

Date 10/16/2012

Position Applying For Community Mental Health Board/Primary Consumer (BC)

Position Applying For \_\_\_\_\_

Position Applying For \_\_\_\_\_

Name Suzanne M Emery

Address 11650 Riley St.

City Holland ST MI Zip 49424

Last 4 digits of social security number 7130 Birth Month 11 Birth Day 2

**Contact Information:**

Home Phone 616-795-3115 Work Phone --

E-mail musiclady792@gmail.com Fax Number 616-795-3115

**Education:**

School Cadillac High School School \_\_\_\_\_

Degree \_\_\_\_\_ Degree \_\_\_\_\_

**Employment Background:**

Current Employer Not currently working Position \_\_\_\_\_  
Responsibilities \_\_\_\_\_

Previous Employer Agappy AFC Position Direct Care Worker  
Responsibilities \_\_\_\_\_

Length of Residency in Ottawa County 20

Does the County of Ottawa or any other unit of government employ any members of your family?

Yes  No

If so, describe

What is your past experience in serving on governmental boards, or the boards of civic and other similar organizations?

The Ottawa County Appointment Policy sets a minimum expectation of 75% attendance for all members of boards and commissions appointed by the Ottawa County Board of Commissioners. If appointed, will you be able to comply with the terms of the Policy with regard to attendance? Yes  No

If not, why not? \_\_\_\_\_

Why do you want to be considered for this appointment?

[I would like to help others.](#)

Do you desire to have your name kept on file up to one year in the office of the County Clerk and be sent applications for future appointment openings? Yes  No

If yes, please enter the Boards, Commissions or Advisory Bodies you are interested in:

**Thank you for your interest in Ottawa County Government**

# Suzanne Emery

[musiclady792@gmail.com](mailto:musiclady792@gmail.com)

11650 Riley Street

Holland, MI 49424

(616) 795-3115

Seeking a position working on the Community Mental Health Board

## KEY QUALIFICATIONS

- I am a consumer who has had a life-long mental illness.
- Ability to work collaboratively on a team.
- A desire to advocate for my fellow consumers.
- Previously worked as a nurse's aide and as an Adult Foster Care Home staff.
- Willingness and capability to learn new things.

---

---

## EMPLOYMENT HISTORY

<u>Dining Room Hostess</u>	Wendy's	10/2002-01/2003
<u>Housekeeper</u>	House Cleaning Crew	
<u>Direct Care Worker</u>	Agappy AFC	10/1992-3/1003
		05/1987-02/1996

---

---

## EDUCATION

High School Diploma  
Nurses Aid Certification

Cadillac High School  
Meadow Brook Nursing Home 1985

# Action Request



**Committee:** Board of Commissioners

**Meeting Date:** 11/27/2012

**Requesting Department:** Administrator's Office

**Submitted By:** Misty Cunningham

**Agenda Item:** Board Appointments

## SUGGESTED MOTION:

To place into nomination the name(s) of (\*indicates recommendation of the Interview Subcommittee):

\*Bobbi Sabine

David L. Vander Kooi

to fill one (1) Public vacancy on the Parks and Recreation Commission beginning January 1, 2013 and ending December 31, 2015 (three (3) year term).

## SUMMARY OF REQUEST:

The Board of Commissioners makes appointments to the various Boards and Commissions of the County per Administrative Policy – Appointments to Boards and Commissions.

## FINANCIAL INFORMATION:

Total Cost: \$0.00      General Fund Cost: \$0.00      Included in Budget:     Yes     No

If not included in budget, recommended funding source:

## ACTION IS RELATED TO AN ACTIVITY WHICH IS:

Mandated       Non-Mandated       New Activity

## ACTION IS RELATED TO STRATEGIC PLAN:

Goal: 2: To Maintain and Enhance Communication with Citizens, Employees, and Other Stakeholders.

Objective: 5: Evaluate communication with other key stakeholders.

**ADMINISTRATION RECOMMENDATION:**     Recommended     Not Recommended     Without Recommendation

County Administrator:

Committee/Governing/Advisory Board Approval Date: Human Resources Committee 11/27/2012

**APPLICATION FOR POSITION ON A BOARD  
COMMISSION, OR ADVISORY BODY APPOINTED  
BY THE OTTAWA COUNTY BOARD OF COMMISSIONERS**

Date 10/29/2012

Position Applying For Parks and Recreation Commission/Public (BC)

Position Applying For \_\_\_\_\_

Position Applying For \_\_\_\_\_

Name Bobbi Sabine

Address 703 Lake Avenue

City Grand Haven ST MI Zip 49417

Last 4 digits of social security number 1359 Birth Month 1 Birth Day 16

**Contact Information:**

Home Phone 616-844-5092 Work Phone --

E-mail aamazonwoman@juno.com Fax Number 616-844-5092

**Education:**

School University of Colorado School Lansing Community College

Degree Master of Landscape Architecture and Bachelor of Degree Associate in Business and Associate in Art

**Employment Background:**

Current Employer Aamazon Natural Resources Consulting, LLP Position Owner

Responsibilities  
Conduct ecological studies, interact with regulatory staff, oversee all business operations

Previous Employer Resource Management Group Position Vice President

Responsibilities  
Conduct ecological studies, interact with regulatory staff, oversee all business operations

Length of Residency in Ottawa County 22

Does the County of Ottawa or any other unit of government employ any members of your family?

Yes  No

If so, describe

What is your past experience in serving on governmental boards, or the boards of civic and other similar organizations?

- President, Counterpart
- Board of Directors for Owashtanong Island Audubon Society
- Vice President, Michigan Botanical Society

The Ottawa County Appointment Policy sets a minimum expectation of 75% attendance for all members of boards and commissions appointed by the Ottawa County Board of Commissioners. If appointed, will you be able to comply with the terms of the Policy with regard to attendance? Yes  No

If not, why not? \_\_\_\_\_

Why do you want to be considered for this appointment?

*Wish to continue serving in current position as president of parks commission (or other position on parks commission)*

Do you desire to have your name kept on file up to one year in the office of the County Clerk and be sent applications for future appointment openings? Yes  No

If yes, please enter the Boards, Commissions or Advisory Bodies you are interested in:

*Drain Commissioner (EO)/Parks and Recreation Commission/*

**Thank you for your interest in Ottawa County Government**



**APPLICATION FOR POSITION ON A BOARD  
COMMISSION, OR ADVISORY BODY APPOINTED  
BY THE OTTAWA COUNTY BOARD OF COMMISSIONERS**

Date 09/25/2012

Position Applying For Parks and Recreation Commission/Public (BC)

Position Applying For \_\_\_\_\_

Position Applying For \_\_\_\_\_

Name David L. Vander Kooi

Address 44 Newcastle Drive

City Zeeland ST MI Zip 49464

Last 4 digits of social security number 6737 Birth Month 11 Birth Day 1

**Contact Information:**

Home Phone 616-748-6988

Work Phone 616-510-1010

E-mail davevk@chartermi.net

Fax Number 616-748-6988

**Education:**

School \_\_\_\_\_

School \_\_\_\_\_

Degree \_\_\_\_\_

Degree \_\_\_\_\_

**Employment Background:**

Current Employer retired Position \_\_\_\_\_

Responsibilities \_\_\_\_\_

Previous Employer \_\_\_\_\_ Position \_\_\_\_\_

Responsibilities \_\_\_\_\_

Length of Residency in Ottawa County 71

Does the County of Ottawa or any other unit of government employ any members of your family?

Yes  No

If so, describe

What is your past experience in serving on governmental boards, or the boards of civic and other similar organizations?

Holland City Council

Ottawa County Board of Commissioners

Ottawa Road Commission Board

Boy Scout Board

Church Board

The Ottawa County Appointment Policy sets a minimum expectation of 75% attendance for all members of boards and commissions appointed by the Ottawa County Board of Commissioners. If appointed, will you be able to comply with the terms of the Policy with regard to attendance? Yes  No

If not, why not? \_\_\_\_\_

Why do you want to be considered for this appointment?

Parks - was Rd. Comm. rep on this board for many years. Know all of Parks issues including up coming millage vote.

Road Comm - served on this board for 12 years and have first hand knowledge of workings.

Do you desire to have your name kept on file up to one year in the office of the County Clerk and be sent applications for future appointment openings? Yes  No

If yes, please enter the Boards, Commissions or Advisory Bodies you are interested in:

Private Sector (BC)/Community Action Agency Advisory Board/

**Thank you for your interest in Ottawa County Government**

**APPLICATION FOR POSITION ON A BOARD  
COMMISSION, OR ADVISORY BODY APPOINTED  
BY THE OTTAWA COUNTY BOARD OF COMMISSIONERS**

Date 09/25/2012

Position Applying For Road Commission/Member (BC)

Position Applying For \_\_\_\_\_

Position Applying For \_\_\_\_\_

Name David L. Vander Kooi

Address 44 Newcastle Drive

City Zeeland ST MI Zip 49464

Last 4 digits of social security number 6737 Birth Month 11 Birth Day 1

**Contact Information:**

Home Phone 616-748-6988

Work Phone 616-510-1010

E-mail davevk@chartermi.net

Fax Number 616-748-6988

**Education:**

School \_\_\_\_\_

School \_\_\_\_\_

Degree \_\_\_\_\_

Degree \_\_\_\_\_

**Employment Background:**

Current Employer retired Position \_\_\_\_\_

Responsibilities \_\_\_\_\_

Previous Employer \_\_\_\_\_ Position \_\_\_\_\_

Responsibilities \_\_\_\_\_

Length of Residency in Ottawa County 71

Does the County of Ottawa or any other unit of government employ any members of your family?

Yes  No

If so, describe

What is your past experience in serving on governmental boards, or the boards of civic and other similar organizations?

Holland City Council

Ottawa County Board of Commissioners

Ottawa Road Commission Board

Boy Scout Board

Church Board

The Ottawa County Appointment Policy sets a minimum expectation of 75% attendance for all members of boards and commissions appointed by the Ottawa County Board of Commissioners. If appointed, will you be able to comply with the terms of the Policy with regard to attendance? Yes  No

If not, why not? \_\_\_\_\_

Why do you want to be considered for this appointment?

Parks - was Rd. Comm. rep on this board for many years. Know all of Parks issues including up coming millage vote.

Road Comm - served on this board for 12 years and have first hand knowledge of workings.

Do you desire to have your name kept on file up to one year in the office of the County Clerk and be sent applications for future appointment openings? Yes  No

If yes, please enter the Boards, Commissions or Advisory Bodies you are interested in:

Private Sector (BC)/Community Action Agency Advisory Board/

**Thank you for your interest in Ottawa County Government**

# Action Request



**Committee:** Board of Commissioners

**Meeting Date:** 11/27/2012

**Requesting Department:** Administrator's Office

**Submitted By:** Misty Cunningham

**Agenda Item:** Board Appointments

## SUGGESTED MOTION:

To place into nomination the name(s) of (\*indicates recommendation of the Interview Subcommittee):

\*Ken Rizzio

to fill one (1) General Member vacancy on the Kent, Ottawa, Muskegon, (K.O.M.) Foreign Trade Zone Authority beginning January 1, 2013 and ending December 31, 2015 (three (3) year term).

\*Ken Rizzio

to fill one (1) Ottawa County Economic Development Corporation Representative vacancy on the Land Bank Authority beginning January 1, 2013 and ending December 31, 2017 (six (6) year term).

\*Leon E. Stille

to fill one (1) Township Representative vacancy on the Land Bank Authority beginning January 1, 2013 and ending December 31, 2017 (six (6) year term).

\*Barton J. Lucas

to fill one (1) Public Sector vacancy on the Community Action Agency Advisory Board beginning January 1, 2013 and ending December 31, 2015 (three (3) year term).

\*William L. Raymond

to fill one (1) Employment Sector vacancy on the Community Corrections Advisory Board beginning January 1, 2013 and ending December 31, 2014 (two (2) year term).

## SUMMARY OF REQUEST:

The Board of Commissioners makes appointments to the various Boards and Commissions of the County per Administrative Policy – Appointments to Boards and Commissions.

## FINANCIAL INFORMATION:

Total Cost: \$0.00      General Fund Cost: \$0.00      Included in Budget:     Yes     No

If not included in budget, recommended funding source:

## ACTION IS RELATED TO AN ACTIVITY WHICH IS:

Mandated       Non-Mandated       New Activity

## ACTION IS RELATED TO STRATEGIC PLAN:

Goal: 2: To Maintain and Enhance Communication with Citizens, Employees, and Other Stakeholders.

Objective: 5: Evaluate communication with other key stakeholders.

**ADMINISTRATION RECOMMENDATION:**     Recommended     Not Recommended     Without Recommendation

County Administrator:

Committee/Governing/Advisory Board Approval Date: Human Resources Committee 11/27/2012

**APPLICATION FOR POSITION ON A BOARD  
COMMISSION, OR ADVISORY BODY APPOINTED  
BY THE OTTAWA COUNTY BOARD OF COMMISSIONERS**

Date 10/29/2012

Position Applying For Kent, Ottawa, Muskegon, (K.O.M.) Foreign Trade Zone Authority/Member (BC)

Position Applying For \_\_\_\_\_

Position Applying For \_\_\_\_\_

Name Kenneth J Rizzio

Address 3380 N. 160th Avenue

City Holland ST MI Zip 49424

Last 4 digits of social security number 9886 Birth Month 8 Birth Day 30

**Contact Information:**

Home Phone 616-892-4120

Work Phone 616-403-8595

E-mail krizzio@altelco.net

Fax Number 616-892-4120

**Education:**

School WMU

School NMU

Degree Masters- Geography/Planning

Degree Bachelors- Geography/Bus. Adm.

**Employment Background:**

Current Employer Ottawa Co. Economic Dev. Office Position Executive Director

Responsibilities

Industrial Retention & Expansion Services; Grant Writing; Small Business Development Services; Administer non-profit LEDO

Previous Employer Allegan Ottawa Development Corp. Position Executive Director

Responsibilities

Local Contact & Service Provider for a State sponsored two-county Community Growth Alliance; Administered non-profit LEDO

Length of Residency in Ottawa County 35

Does the County of Ottawa or any other unit of government employ any members of your family?

Yes  No

If so, describe

What is your past experience in serving on governmental boards, or the boards of civic and other similar organizations?

Currently serve on the KOM-FTZ Authority and the County's Land Bank; as well as the EDC & BRA

The Ottawa County Appointment Policy sets a minimum expectation of 75% attendance for all members of boards and commissions appointed by the Ottawa County Board of Commissioners. If appointed, will you be able to comply with the terms of the Policy with regard to attendance? Yes  No

If not, why not? \_\_\_\_\_

Why do you want to be considered for this appointment?

Both the KOM FTZ & Land Bank are economic development tools which I promote & utilize whenever there is an applicable project.

Do you desire to have your name kept on file up to one year in the office of the County Clerk and be sent applications for future appointment openings? Yes  No

If yes, please enter the Boards, Commissions or Advisory Bodies you are interested in:

Representative OC Econ. Dev. Corp./Land Bank Authority/

**Thank you for your interest in Ottawa County Government**

**APPLICATION FOR POSITION ON A BOARD  
COMMISSION, OR ADVISORY BODY APPOINTED  
BY THE OTTAWA COUNTY BOARD OF COMMISSIONERS**

Date 10/29/2012

Position Applying For Land Bank Authority/Representative OC Econ. Dev. Corp.

Position Applying For \_\_\_\_\_

Position Applying For \_\_\_\_\_

Name Kenneth J Rizzio

Address 3380 N. 160th Avenue

City Holland ST MI Zip 49424

Last 4 digits of social security number 9886 Birth Month 8 Birth Day 30

**Contact Information:**

Home Phone 616-892-4120

Work Phone 616-403-8595

E-mail krizzio@altelco.net

Fax Number 616-892-4120

**Education:**

School WMU

School NMU

Degree Masters- Geography/Planning

Degree Bachelors- Geography/Bus. Adm.

**Employment Background:**

Current Employer Ottawa Co. Economic Dev. Office Position Executive Director

Responsibilities

Industrial Retention & Expansion Services; Grant Writing; Small Business Development Services; Administer non-profit LEDO

Previous Employer Allegan Ottawa Development Corp. Position Executive Director

Responsibilities

Local Contact & Service Provider for a State sponsored two-county Community Growth Alliance; Administered non-profit LEDO



Length of Residency in Ottawa County 35

Does the County of Ottawa or any other unit of government employ any members of your family?

Yes  No

If so, describe

What is your past experience in serving on governmental boards, or the boards of civic and other similar organizations?

Currently serve on the KOM-FTZ Authority and the County's Land Bank; as well as the EDC & BRA

The Ottawa County Appointment Policy sets a minimum expectation of 75% attendance for all members of boards and commissions appointed by the Ottawa County Board of Commissioners. If appointed, will you be able to comply with the terms of the Policy with regard to attendance? Yes  No

If not, why not? \_\_\_\_\_

Why do you want to be considered for this appointment?

Both the KOM FTZ & Land Bank are economic development tools which I promote & utilize whenever there is an applicable project.

Do you desire to have your name kept on file up to one year in the office of the County Clerk and be sent applications for future appointment openings? Yes  No

If yes, please enter the Boards, Commissions or Advisory Bodies you are interested in:

Representative OC Econ. Dev. Corp./Land Bank Authority/

**Thank you for your interest in Ottawa County Government**

**APPLICATION FOR POSITION ON A BOARD  
COMMISSION, OR ADVISORY BODY APPOINTED  
BY THE OTTAWA COUNTY BOARD OF COMMISSIONERS**

Date 10/31/2012

Position Applying For Land Bank Authority/Township Representative

Position Applying For \_\_\_\_\_

Position Applying For \_\_\_\_\_

Name Leon E Stille

Address 13355 Leonard St

City Nunica ST Mi Zip 49448

Last 4 digits of social security number 8206 Birth Month 11 Birth Day 21

**Contact Information:**

Home Phone 616-842-2273

Work Phone 616-260-6946

E-mail Stillcon@AOL.com

Fax Number 616-842-2273

**Education:**

School Michigan State University

School \_\_\_\_\_

Degree Bachelor of Science

Degree \_\_\_\_\_

**Employment Background:**

Current Employer Crockery Township Position Supervisor

Responsibilities  
General township management and operations

Previous Employer State of Michigan Position State Senator

Responsibilities  
Legislative activity

Length of Residency in Ottawa County 72

Does the County of Ottawa or any other unit of government employ any members of your family?

Yes  No

If so, describe

OCRC-2, Robinson-1, spvr.

What is your past experience in serving on governmental boards, or the boards of civic and other similar organizations?

35 years of holding various elected offices, mayor, State Rep, State Senator, township supervisor. Many committees & commissions

The Ottawa County Appointment Policy sets a minimum expectation of 75% attendance for all members of boards and commissions appointed by the Ottawa County Board of Commissioners. If appointed, will you be able to comply with the terms of the Policy with regard to attendance? Yes  No

If not, why not? \_\_\_\_\_

Why do you want to be considered for this appointment?

Have served on this committee since its inception and would like to continue

Do you desire to have your name kept on file up to one year in the office of the County Clerk and be sent applications for future appointment openings? Yes  No

If yes, please enter the Boards, Commissions or Advisory Bodies you are interested in:

**Thank you for your interest in Ottawa County Government**

**APPLICATION FOR POSITION ON A BOARD  
COMMISSION, OR ADVISORY BODY APPOINTED  
BY THE OTTAWA COUNTY BOARD OF COMMISSIONERS**

Date 10/31/2012

Position Applying For Community Action Agency Advisory Board/Public Sector (BC)

Position Applying For \_\_\_\_\_

Position Applying For \_\_\_\_\_

Name Barton J Lucas

Address 13301 160th Avenue

City Grand Haven ST MI Zip 49417-9122

Last 4 digits of social security number 597 Birth Month 10 Birth Day 28

**Contact Information:**

Home Phone 616-842-5988

Work Phone 616-604-6316

E-mail Barton Lucas

Fax Number 616-842-5988

**Education:**

School Muskegon Community College

School \_\_\_\_\_

Degree Marketing/Middle Management

Degree \_\_\_\_\_

**Employment Background:**

Current Employer Grand Haven Township Position Building Official, Building Inspector, Plan Reviewer  
Responsibilities \_\_\_\_\_

Previous Employer \_\_\_\_\_ Position \_\_\_\_\_  
Responsibilities \_\_\_\_\_

Length of Residency in Ottawa County 35

Does the County of Ottawa or any other unit of government employ any members of your family?

Yes  No

If so, describe

What is your past experience in serving on governmental boards, or the boards of civic and other similar organizations?

- OCCAA Current advisory board member since February 12, 2004
- Previous board member of METRO Assoc. of Greater Grand Rapids
- Previous board member of the Tri-Cities Historical Society

The Ottawa County Appointment Policy sets a minimum expectation of 75% attendance for all members of boards and commissions appointed by the Ottawa County Board of Commissioners. If appointed, will you be able to comply with the terms of the Policy with regard to attendance? Yes  No

If not, why not? \_\_\_\_\_

Why do you want to be considered for this appointment?

To continue my involvement in the Community Action Agency process

Do you desire to have your name kept on file up to one year in the office of the County Clerk and be sent applications for future appointment openings? Yes  No

If yes, please enter the Boards, Commissions or Advisory Bodies you are interested in:

**Thank you for your interest in Ottawa County Government**

---

---

**WILLIAM L. RAYMOND, LMSW**

184 E. 26th Street ~ Holland, MI 49423

Home Phone: 616.396.1514 ~ E-mail: wraymond@ameritech.net

---

---

**OBJECTIVE**

Provide leadership in developing the capacity of communities, businesses, community and faith-based organizations, and individuals to effectively mobilize and collaborate to address issues such as economic development, poverty, welfare, homelessness, community development and social justice.

**SUMMARY**

Ability to provide strong leadership and vision. Commitment to integration of solid professional approach with creative community and volunteer involvement. Strengths include planning, consulting, organizing, team building, staff training and supervision, fund development, grant writing, and leadership development.

**WORK HISTORY**

*Executive Director*

*Ottawa County Michigan Works & Community Action Agency*

*2006 – Present*

Provide leadership for the Michigan Works and Community Action functions in Ottawa County. Oversee \$15 million budget with 100+ full-time equivalent staff – both departmental and subcontracted. Doubled budget/income from 2006 to 2010 and streamlined operations for more effective services to job seekers and employers. Implemented strategic planning in partnership with Workforce Development Board and streamlined board functioning for more efficient operation.

*Chief Operating Officer*

*I.N. Network USA*

*2004 – 2006*

I.N. Network is an international leadership and community/economic development organization with a presence in 36 countries and a strong focus on identifying and developing indigenous leadership. Work priorities focused on grant administration, leading national tours, administrative oversight and ministry development. Consolidated and moved office from Lynden, WA to Zeeland, MI in 2005. Reorganized budgeting, financial management and donor management processes.

*Founder/President*

*FaithWorks Consulting Service, LLC*

*1998 – 2004*

Founded FaithWorks Consulting Service, a consulting firm that linked the resources of the faith community with public and private human services so that socially vulnerable families can develop the skills, resources and strengths that lead to healthy interdependence. Consulting base focused on county and state human service departments, non-profit organizations, churches and faith-based organizations throughout the U.S.

*Executive Director*

*Good Samaritan Ministries, Holland, MI*

*1991 – 1998*

Provided leadership for outreach ministry that mobilizes network of over 100 churches to help homeless and low-income families achieve personal, economic and spiritual goals. Managed budget of \$544,000 with 13 FTE staff and strong volunteer base. Increased budget and income 95% from 1991 to 1998. Implemented innovative, nationally recognized church based welfare reform initiative in collaboration with Ottawa County Family Independence Agency. Helped develop collaborative program with two other non-profit organizations and local churches to assist homeless families in securing permanent housing/home ownership.

*Residential Treatment Director*

*Honey Creek Christian Services, Lowell, MI*

*1988 – 1991*

Provided clinical and administrative oversight for 40 bed Residential Treatment program with a budget

of \$1.7 million and 70 FTE staff. Reorganized the program in 1988. Implemented participatory management and agency wide planning process. Member of agency leadership team. Liaison to state professional association.

***Foreign Program Staff Coordinator*** **1987 – 1988**

***Christian Reformed World Relief Committee (CRWRC), Grand Rapids, MI***

Recruited and interviewed field staff for community and economic development positions in Africa, Asia and Central America. Analyzed international disasters and recommended agency/denominational responses. Coordinated disaster response strategies with various Non Governmental Organizations. Planned, coordinated and scheduled training for field staff. Promoted work of CRWRC in local congregations. Produced video to promote CRWRC work in Honduras and El Salvador.

***Therapist/Clinical Social Worker***

**1985 – 1987**

***Wedgwood Christian Youth and Family Services, Grand Rapids, MI***

Provided individual, group and family therapy for adolescents in residential placement. Led training seminars. Coordinated agency accreditation process. Served on Program Development Committee.

**EDUCATION**

- Master of Social Work, Western Michigan University, Kalamazoo, MI with a Concentration in Policy, Planning and Administration
- BA in Psychology, Temple College, Chattanooga, TN

**PUBLICATIONS**

- “*Barriers to Permanent Placements: A Study of Children under Supervision of the Kalamazoo County Department of Social Services*”. Group Research Project. Western Michigan University. 1984.
- “*Building Transformational Relationships: A Manual for Congregations, Community Based Organizations & Volunteers*”. FaithWorks Consulting: Holland, MI. 1999.
- “*Developing Employment Ministries: A Manual for Churches, Community Development Corporations & Community Based Organizations*”. FaithWorks Consulting: Holland, MI. 2004

**ACTIVITIES & INTERESTS**

- Member of Director’s Councils of both Michigan Works Association and Michigan Community Action Agency Association (MCAAA)
- Co-Chair, Training/Conference Planning Committee, MCAAA
- Member of Ottawa County Human Services Coordinating Council
- Member, Advanced Energy Storage Regional Skill Alliance Task Force – West Michigan
- Co-Chair for West Shoreline Michigan Prisoner Re-Entry Initiative
- Member of Executive Committee of Lakeshore Nonprofit Association
- Board member, Communities First Association – national organization based in Holland, MI
- Member, Public Policy Committee, Greater Holland Area Chamber of Commerce
- Past Chair, West Michigan Health Care Regional Skill Alliance
- Past President, Board of Directors (2004 - 2007) – North American Association of Christian’s in Social Work (NACSW), Botsford, CT
- Past President – Board of Directors, Volunteer Center of Holland
- Past Chair – Holland Area Housing Coalition
- Graduate of Leadership Holland, Class of 1994
- Graduate of Leadership West Michigan, 2008
- Interests include reading, bicycling, personal computing, and travel

**APPLICATION FOR POSITION ON A BOARD  
COMMISSION, OR ADVISORY BODY APPOINTED  
BY THE OTTAWA COUNTY BOARD OF COMMISSIONERS**

Date 10/19/2012

Position Applying For Community Corrections Advisory Board/Employment Sector

Position Applying For \_\_\_\_\_

Position Applying For \_\_\_\_\_

Name William L Raymond

Address 184 E. 26th Street

City Holland ST MI Zip 49423

Last 4 digits of social security number 3517 Birth Month 2 Birth Day 3

**Contact Information:**

Home Phone 616-494-3401

Work Phone 616-403-0075

E-mail braymond@ocmwa.org

Fax Number 616-494-3401

**Education:**

School Western Michigan University

School Tennessee Temple University

Degree Master of Social Work

Degree BA Psychology

**Employment Background:**

Current Employer Ottawa County MI Works/CAA Position Executive Director

Responsibilities

Leadership, strategy, vision, direction and administrative oversight for agency

Previous Employer I.N. Network USA Position Chief Operating Officer

Responsibilities

Oversaw daily operations of US affiliate, donor management, affiliate relations with European, African & SE Asian partners



Length of Residency in Ottawa County 20

Does the County of Ottawa or any other unit of government employ any members of your family?

Yes  No

If so, describe

Daughter is a Crisis Intervention Therapist at Ottawa CMH

What is your past experience in serving on governmental boards, or the boards of civic and other similar organizations?

Currently serve on CCAB; member of MI Works Association and MI Community Action Agency Director's Councils, Vice President of Communities First Association; Former Board Chair of North American Association of Christians in Social Work; et.al.

The Ottawa County Appointment Policy sets a minimum expectation of 75% attendance for all members of boards and commissions appointed by the Ottawa County Board of Commissioners. If appointed, will you be able to comply with the terms of the Policy with regard to attendance? Yes  No

If not, why not? \_\_\_\_\_

Why do you want to be considered for this appointment?

Michigan Works is the fiscal agent for the Prisoner Re-Entry Initiative and also administers a 2nd Chance grant from the US Dept of Justice. Employment is a key issue in the success of returning citizens and I desire to closely align with the corrections system in maximizing the success of as many returning citizens as possible while also ensuring public safety.

Do you desire to have your name kept on file up to one year in the office of the County Clerk and be sent applications for future appointment openings? Yes  No

If yes, please enter the Boards, Commissions or Advisory Bodies you are interested in:

**Thank you for your interest in Ottawa County Government**