



Adopt-a-Beach™ in Our Communities

Ottawa County Health Department

Annual Water Quality Forum

November 1, 2010





Who is the Alliance for the Great Lakes?

We are a group of volunteers and professionals working for clean water throughout the Great Lakes.





What's ahead?

- Who is the Alliance for the Great Lakes?
- Adopt-a-Beach™ overview
- Adopt-a-Beach™ results
- Adopt-a-Beach™ partnerships Ottawa County
- Adopt-a-Beach™ Next Steps





Our mission is to:

Conserve and restore the world's largest freshwater resource using:

- Policy
- Education
- Local Efforts





Ensuring a healthy Great Lakes and clean water for generations of people and wildlife.





The Adopt-a-Beach™ Program

Today the program is a **year-round opportunity** for families, schools, businesses and community-based groups **to conduct litter monitoring and water quality testing** along the Great Lakes shorelines.






The Adopt-a-Beach™ Program

- 1991 begun as part of the International Coastal Cleanup
- 2003 year-round program launched
- 2008 Adopt-a-Beach™ next steps - aligned forms with EPA Sanitary Survey
- Partner with beach health officials






2009 Adopt-a-Beach™ Results:

All States (IL, IN, MI, OH, WI)

State	Total number of beach sites	Total number of teams
ILLINOIS	50	122
INDIANA	21	29
MICHIGAN	145	109
OHIO	8	13
WISCONSIN	21	47
2009 Totals	245	320



2009 Adopt-a-Beach™ Results:

All States (IL, IN, MI, OH, WI)


State	Estimated number of volunteers	Total volunteer hours	Wages in volunteer participation (based on state minimum wage)
ILLINOIS	3,783	11,907	\$95,256.00
INDIANA	668	1,630	\$11,815.69
MICHIGAN	3,634	11,256	\$83,294.40
OHIO	365	1,074	\$7,786.50
WISCONSIN	568	2,065	\$14,968.06
2009 Totals	9,018	27,931	\$213,120.65

2009 Data Sets Completed Adopters

All States (IL, IN, MI, OH, WI)

Routine Visit Form: Adopters collect information on beach health using science-based observations and testing.

Litter Monitoring Forms: Adopters collect detailed information on litter removed from beaches.



State	Litter Monitoring Forms	Routine Visit Forms
ILLINOIS	157	194
INDIANA	45	58
MICHIGAN	275	146
OHIO	51	57
WISCONSIN	48	55
2009 Totals	576	510

2009/2010 Data Sets Completed

Ottawa County	Routine Visit Form	Routine Visit Form	Litter Monitoring Form	Litter Monitoring Form
	2009	2010	2009	2010
Brucker Street	0	0	0	1
Buchanan Street	0	0	0	1
Grand Haven Channel	1	0	2	0
Grand Haven City Beach	1	5	3	4
Grand Haven State Park	0	0	1	1
Holland State Park	3	6	4	5
James Street Beach	0	1	0	1
Kouw Park	0	1	0	0
Kirk Park	10	17	14	14
Mill Point Park	1	1	0	1
North Beach	6	1	9	1
Pigeon Creek South	2	1	2	0
Port Sheldon Township Beach	0	0	0	1
Riley Street Beach	2	1	1	2
Rosy Mound Beach	3	15	7	18
Sheldon Dunes - Private	0	0	0	1
Tunnel Park	17	7	26	7
Tunnel Park to James Street - Private	0	1	0	1
Windsnest Park Beach	0	1	1	1
Totals	46	58	70	60



2009 Litter Results

(All states IL, IN, MI, OH, WI)

	Weight of debris in lbs.	Pounds of debris removed per person
Illinois	15,046	2.97
Indiana	3,050	3.1
Michigan	9,406	2.14
Ohio	1,801	2.47
Wisconsin	1,165	1.03
Totals	30,468	



2009 Litter Results: Top 10 Items Collected

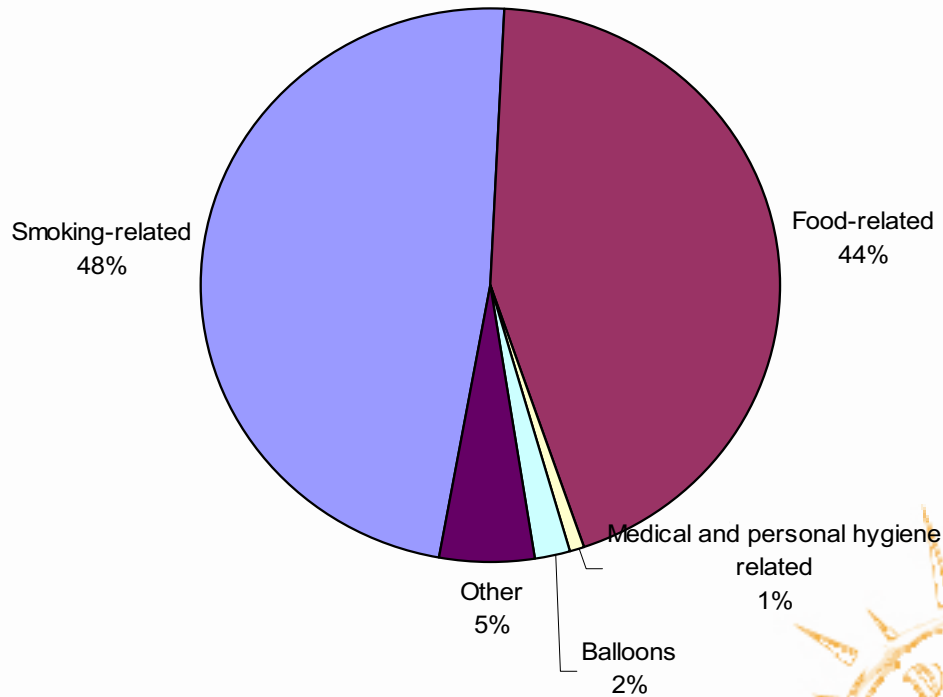
All States (IL, IN, MI, OH, WI)

Michigan

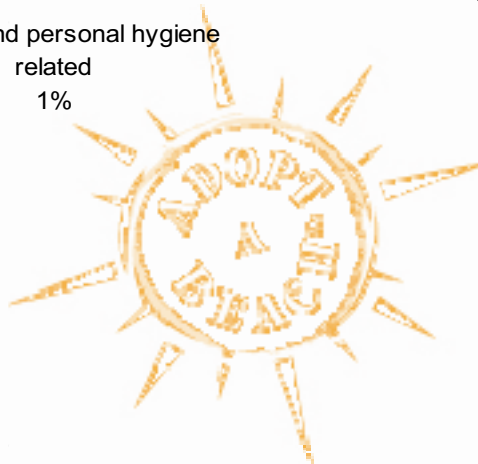
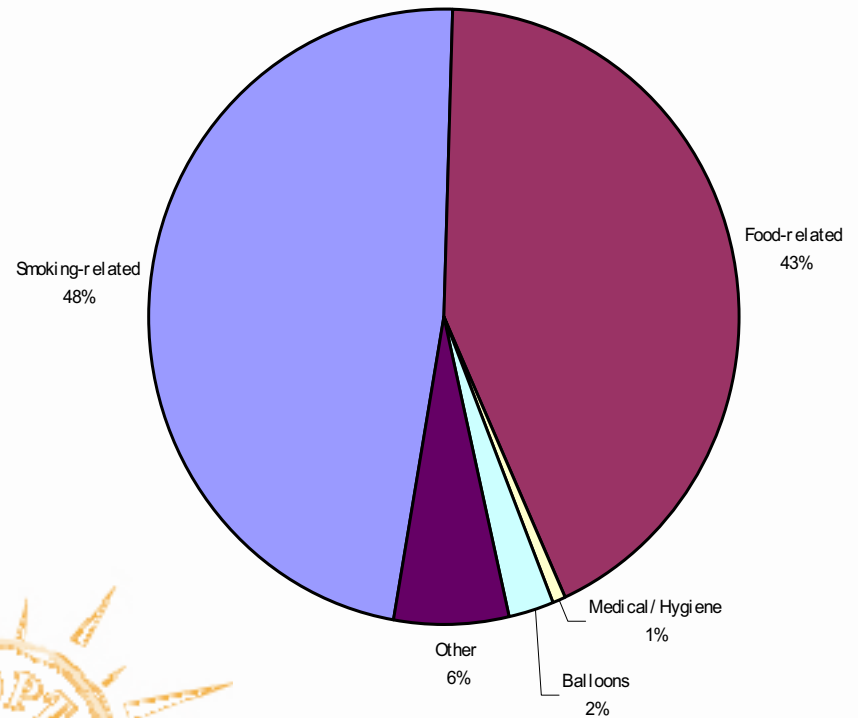
Cigarette filters	186,767	Cigarette filters	70,784
Food wrappers & containers	50,652	Food wrappers & containers	24,422
Caps and lids	45,567	Caps and lids	16,108
Straws and stirrers	23,942	Straws and stirrers	8,228
Cigar tips	22,937	Cigar tips	7,066
Plastic bags	16,689	Plastic bags	6,400
Cups, plates, eating utensils	14,448	Cups, plates, eating utensils	5,108
Glass bottles	11,980	Balloons	4,159
Plastic bottles	11,180	Plastic bottles	3,219
Beverage cans	9,112	Paper bags	2,033

2009 Adopt-a-Beach™ Litter Results: By percentage

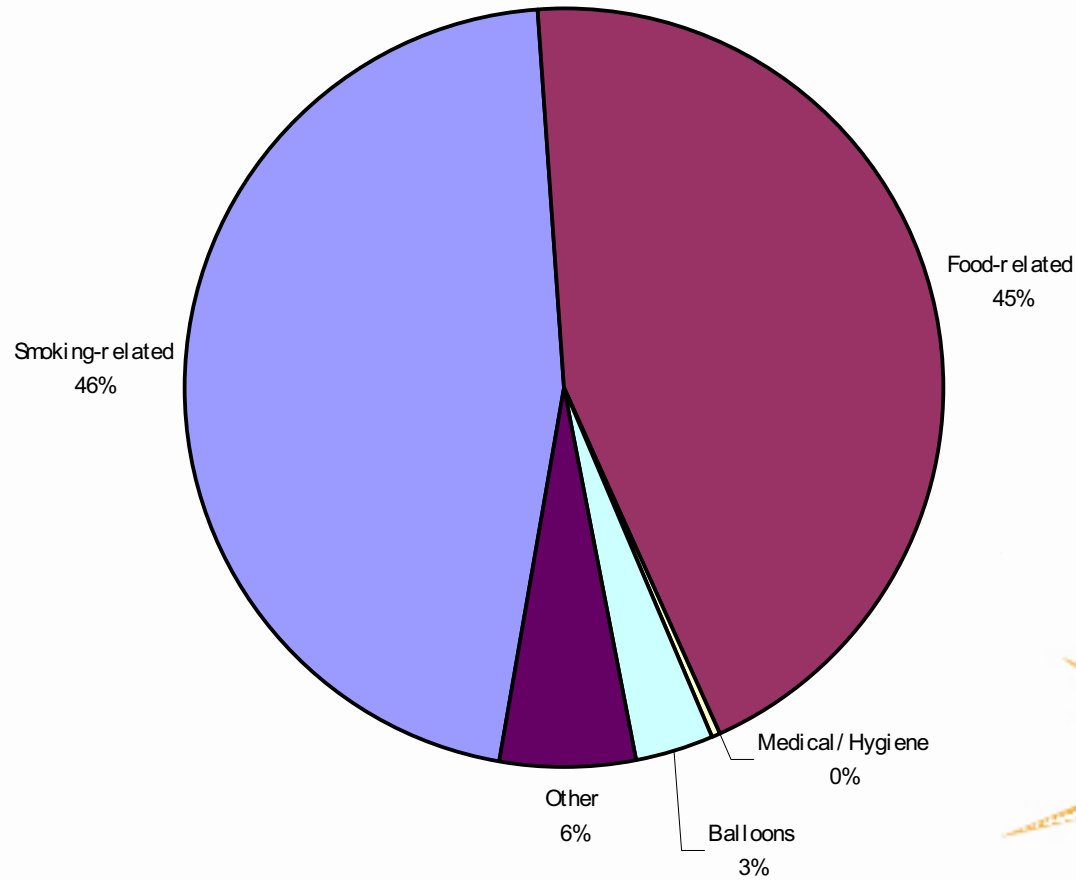
All States (IL, IN, MI, OH, WI)



Michigan

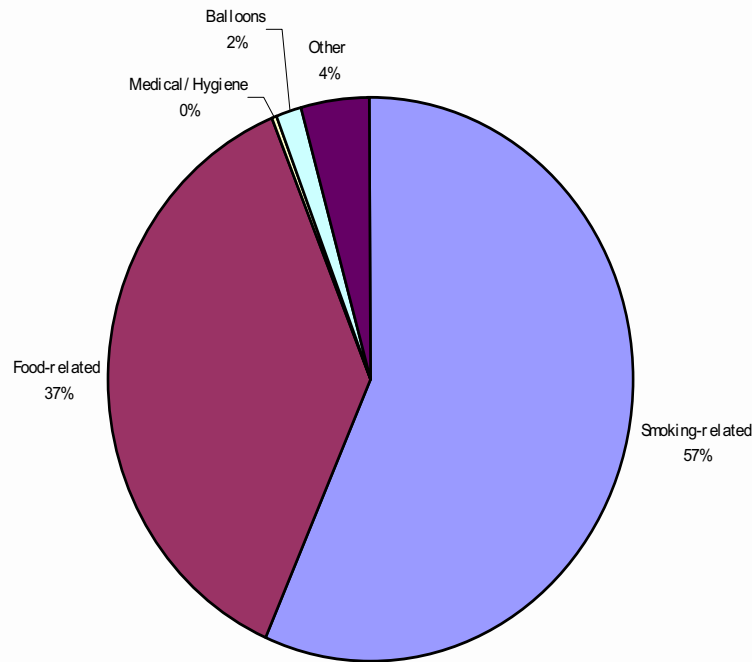


2009 Adopt-a-Beach™ Litter Results: Ottawa County by percentage

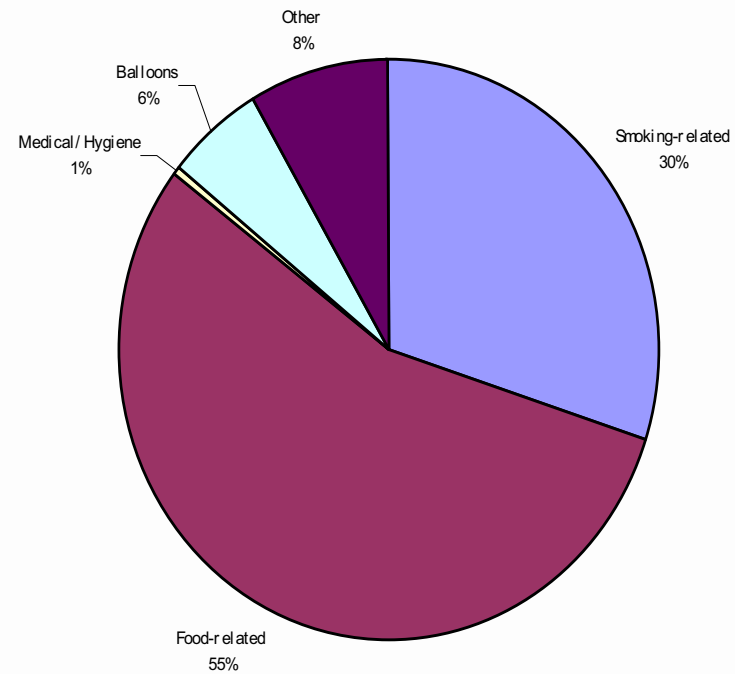


2009 Adopt-a-Beach™ Litter Results: Ottawa County by percentage

**Ottawa City and State Parks
(Holland and Grand Haven State
Park, Grand Haven City Beach)**



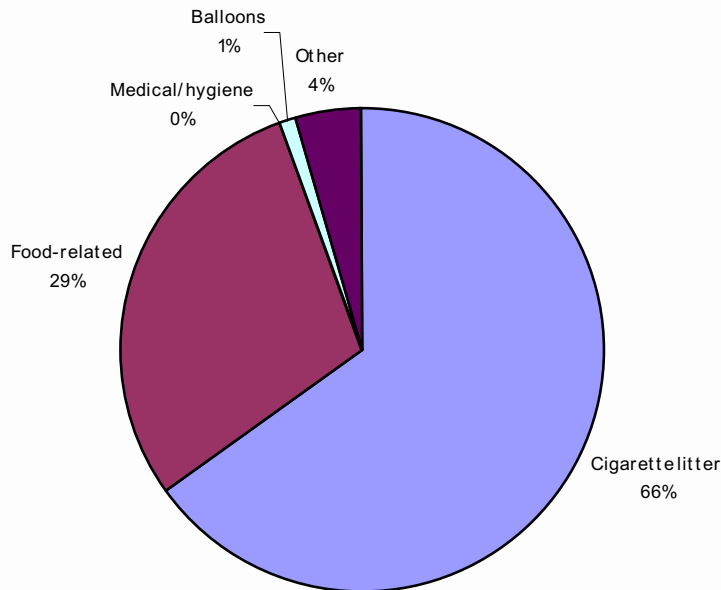
**Ottawa County Parks
(Tunnel, Kirk, Rosy
Mound, North Beach)**



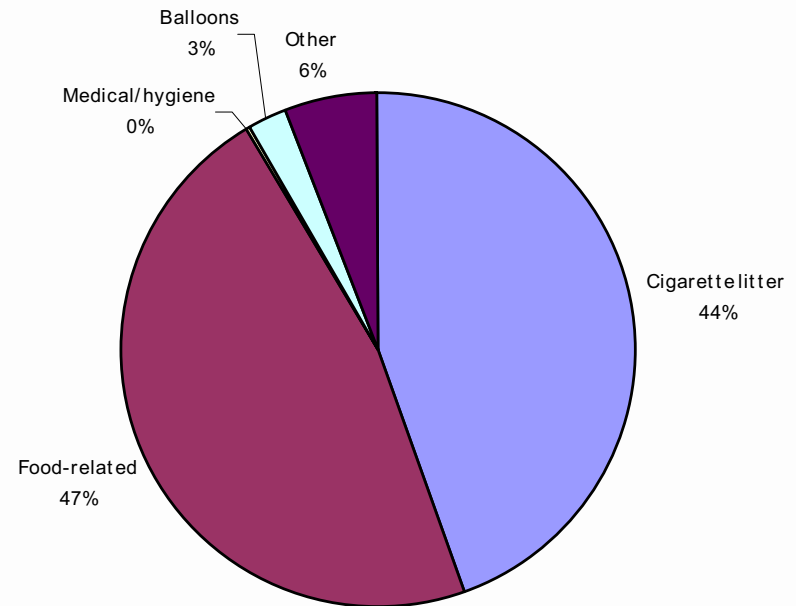
Ottawa County Parks made a rule to make their beaches smoke-free in 2009.

2008 Adopt-a-Beach™ Litter Results: Ottawa County by percentage

**Ottawa City and State Parks
(Holland and Grand Haven State
Park, Grand Haven City Beach)**




**Ottawa County Parks
(Tunnel, Kirk, Rosy
Mound, North Beach)**



Ottawa County Parks made a rule to make their beaches smoke-free in 2009.

Ottawa County Adopters: Working with beach health officials



- Project partners

Lend A Hand Program

Ottawa County Health Department

US Geological Survey Division

- Team visited 2 beaches 2 times weekly
- Trained by Ottawa County Health Department to collect and prepare water samples for bacteria
- Water samples analyzed in the lab along with Petri film method used by Adopt-a-Beach™ program
- Trained by USGS intern on collecting modeling information



Adopt-a-Beach™ Next Steps



- Expand the Adopt-a-Beach™ program into areas not currently served
- Focus on beaches in AOC's with BUI's for beach closures
- Develop partnerships with beach health officials in target areas



Adopt-a-Beach™ Next Steps




- Develop and implement Tiered system for volunteer monitors
 - Tier Two – increased beach visits, higher level of training
 - Tier One – more flexibility with beach visits
- Develop and deploy improved online data entry system with a web interface for the public to view results
- Work with volunteer monitors and beach officials to identify actions to improve beaches



Contact Information!

Alliance for the Great Lakes
www.greatlakes.org



Jamie Cross
Adopt-a-Beach™ Manager
jcross@greatlakes.org
616-850-0745

Fan us on Facebook
Follow us on Twitter

Photo by David Riecks