

2024 Ottawa County Apportionment Report



Ottawa County

2024

Apportionment Report



Ottawa County
Equalization

**Report of Certified Ad Valorem Tax Rates for All Entities
Levying Taxes in the County of Ottawa, Michigan**

**Prepared For:
Ottawa County Commissioners**

**Prepared by:
Brian L Busscher
Director of Equalization, MMAO (4)**

**Date of Report:
October 2024**

Cover Photo courtesy of Rodger Murphy



County of Ottawa

Equalization Department

Brian L. Busscher
Director
Joshua Morgan
Deputy Director

12220 Fillmore Street * Room 110 * West Olive Michigan 49460
email Director: bbusscher@miottawa.org

(616) 738-4826
Fax (616) 738-4009

October 8, 2024

Board of Commissioners
Ottawa County, Michigan

Ladies and Gentlemen:

The Ottawa County Equalization Department has prepared this report as authorized by the Finance and Administration Committee of the Ottawa County Board of Commissioners. This report, if approved by the board, directs the spread of taxes in terms of millage to be levied. The book presents an analysis of tax levies in Ottawa County as they relate to County, Townships, Village, Cities, Local School Districts, State Education Tax, Intermediate School Districts, Community Colleges, District Libraries and Authorities. This report does not direct the raising of any specific amount of money. Taxable valuation totals are those presented in April at the Equalization hearing. The taxable valuations presented in this report do not represent current taxable valuations due to Disabled Veteran Exemptions and changes ordered by the July Board of Review, State Tax Commission, Michigan Tax Tribunal, and others.

The statutory responsibilities of the County Board of Commissioners in this matter are listed below:

THE GENERAL PROPERTY TAX ACT (EXCERPT)

Act 206 of 1893 211.37

Sec. 37.

The county board of commissioners, either at a session held not later than October 31 in each year or at a special meeting held for a local tax collecting unit that approves under section 44a(2) the accelerated collection in a summer property tax levy of a millage that had been previously billed and collected as in a preceding tax year as part of the winter property tax levy, shall ascertain and determine the amount of money to be raised for county purposes, and shall apportion the amount and also the amount of the state tax and indebtedness of the county to the state among the several townships in the county in proportion to the valuation of the taxable real and personal property as determined by the board, or as determined by the state tax commission upon appeal in the manner provided by law for that year, which determination and apportionment shall be entered at large on county records. The board, at a session held not later than October 31 in each year, shall also examine all certificates, statements, papers, and records submitted to it, showing the money to be raised in the several townships for school, highway, drain, township, and other purposes. It shall hear and consider all objections made to raising that money by any taxpayer affected. If it appears to the board that any certificate, statement, paper, or record is not properly certified or is in any way defective, or that any proceeding to authorize the raising of the money has not been had or is in any way imperfect, the board shall verify the same, and if the certificate, statement, paper, record, or proceeding can then be corrected, supplied, or had, the board shall authorize and require the defects or omissions of proceedings to be corrected, supplied, or had. The board may refer any or all the certificates, statements, papers, records, and proceedings to the prosecuting attorney, who shall investigate and without delay report in writing his or her opinion to the board. The board shall direct that the money proposed to be raised for township, school, highway, drain, and all other purposes authorized by law shall be spread upon the assessment roll of the proper townships, wards, and cities. This action and direction shall be entered in full upon the records of the proceedings of the board and shall be final as to the levy and assessment of all the taxes, except if there is a change made in the equalization of any county by the state tax commission upon appeal in the manner provided by law. The direction for spread of taxes shall be expressed in terms of millages to be spread against the taxable values of properties and shall not direct the raising of any specific amount of money. This section does not apply when section 36(2) applies and shall not prevent the township clerk from providing a certification to the county clerk pursuant to section 36(1). If a certification is provided pursuant to section 36(1), the county board of commissioners shall meet and direct or amend its direction for the spread of millages by local units in the county pursuant to the certification.

Respectfully submitted,

Brian L Busscher, Director
Ottawa County Equalization Department

OTTAWA COUNTY 2024 APPORTIONMENT REPORT

TABLE OF CONTENTS

Official Michigan State Tax Commission Form

Statement Showing Taxable Valuations and Mills Apportioned by the County Board of Commissioners of the County of Ottawa for the Year 2024 Pages..... 2-7

Informational Section

2024 Total Estimated Tax Dollars Page..... 8

2024 County Tax Levy Review..... Page..... 9

2024 Local Unit Levy Rates..... Page 10

2024 Ad Valorem Taxes by Individual Government Unit.....

Allendale Charter Township	Page.....	13
Blendon Township	Page.....	14
Chester Township	Page.....	15
Crockery Township	Page.....	16
Georgetown Charter Township	Page.....	17
Grand Haven Charter Township	Page.....	18
Holland Charter Township	Page.....	19
Jamestown Charter Township	Page.....	20
Olive Township	Page.....	21
Park Township	Page.....	22
Polkton Charter Township	Page.....	23
Port Sheldon Township	Page.....	24
Robinson Township	Page.....	25
Spring Lake Township & Village	Page.....	26
Tallmadge Charter Township	Page.....	27
Wright Township	Page.....	28
Zeeland Charter Township	Page.....	29
Coopersville City	Page.....	30
Ferrysburg City	Page.....	31
Grand Haven City	Page.....	32
Holland City	Page.....	33
Hudsonville City	Page.....	34
Zeeland City	Page.....	35


Combined 2024 Ad Valorem Certified Tax Rates..... Pages..... 37-41

2024 Ad Valorem Tax Dollars for School Districts, State Education Tax, Intermediate Schools, Community College, Libraries & Authorities Pages..... 43--47

Senior and Disabled Family Housing Facility Properties (Act 585 of 2008) Page 49
 County Drains Page..... 50


Certification

Ottawa County

By: 

Joe Moss, Chairperson
Board of Commissioners

10/8/2024
Date

By: 

Justin F. Roebuck
Clerk/Register

10/8/2024
Date

Certification Statement

I hereby certify that this Statement Showing Mills Apportioned by the County Board of Commissioners and submitted to the State Tax Commission is a true statement of all ad valorem millages apportioned by the County Board of Commissioners of the

County of Ottawa for the year 2024



Brian L Busscher, Ottawa County Equalization Director

NOTARIZATION

T. Renkema Notary Public

Ottawa County, Michigan

T. RENKEMA
Notary Public, State of Michigan
County of Ottawa
My Commission Expires 11/12/2027
Acting in the County of Ottawa

STATE OF MICHIGAN

County of Ottawa } ss

Subscribed before me this 8th day of

October, year 2024

My commission expires 11/12/2027,

Statement Showing Mills Apportioned by the County Board of Commissioners
of the County of OTTAWA for the Year 2024

Pg 1
County and Local Unit

(A) County Name	(B) Taxable Value *	(C) County Allocated Rate / SET	(D) Est. County Allocated / SET Tax Dollars	(E) Total County Extra Voted Operating Rate	(F) Est. County EV Oper. Tax Dollars	(G) Total County Debt Rate	(H) Est. County Debt Tax Dollars	(I) Total Est. County Tax Dollars	(BB) Total Ren Zone Taxable Value
OTTAWA COUNTY	16,553,810,481.00	3.9000	\$ 64,559,860.88	1.4842	\$ 24,569,165.52	0.0000	\$ -	\$ 89,129,026.40	15,953,537
STATE ED. TAX**	16,382,315,181.00	6.0000	\$ 98,293,891.09	0.0000	\$ -	0.0000	\$ -	\$ 98,293,891.09	15,953,537
* Sections (B) and (K) Exclude Renaissance Zone Taxable Value Section (B) Taxable Value for SET also excludes the Industrial Personal class of Property									
(J) Local Unit Name Townships Cities Villages Listed Alphabetically	(K) Taxable Value	(L) Total Allocated / Charter Rate	(M) Est. Local Allocated / Charter Tax Dollars	(N) Total Other Extra Voted / General Law Operating Rate	(O) Est. Local EV / GL Oper. Tax Dollars	(P) Total Debt Rate	(Q) Est. Local Debt Tax Dollars	(R) Total Est. Local Tax Dollars	(KK) Total Ren Zone Taxable Value
Allendale	864,769,770	2.7422	\$ 2,371,371.66	0.0000	\$ -	0.0000	\$ -	\$ 2,371,371.66	0
Blendon	447,345,107	0.9956	\$ 445,376.79	2.0612	\$ 922,067.73	0.0000	\$ -	\$ 1,367,444.52	0
Chester	122,503,709	1.0348	\$ 126,766.84	3.3558	\$ 411,097.95	0.0000	\$ -	\$ 537,864.79	0
Crookery	260,017,817	0.9959	\$ 258,951.74	4.2759	\$ 1,111,810.18	0.0000	\$ -	\$ 1,370,761.92	0
Georgetown	2,546,178,647	2.2500	\$ 5,728,901.96	0.0000	\$ -	0.0000	\$ -	\$ 5,728,901.96	0
Grand Haven	1,128,049,288	0.9624	\$ 1,085,634.63	3.7211	\$ 4,197,584.21	1.2200	\$ 1,376,220.13	\$ 6,659,438.97	0
**Grand Haven PA 425	1,694,146	10.5535	\$ 17,879.17	2.0085	\$ 3,402.69	1.9000	\$ 3,218.88	\$ 24,500.74	0
* Holland	1,838,037,353	3.0401	\$ 5,587,817.36	1.8199	\$ 3,345,044.18	0.0000	\$ -	\$ 8,932,861.54	15,953,537
Jamestown	634,253,770	1.0005	\$ 634,570.90	3.3074	\$ 2,097,730.92	0.0000	\$ -	\$ 2,732,301.82	0
Olive	262,637,076	1.0090	\$ 264,738.17	1.2500	\$ 328,296.35	0.0000	\$ -	\$ 593,034.52	0
Park	1,563,270,256	0.3276	\$ 512,127.34	3.0116	\$ 4,707,944.70	0.0000	\$ -	\$ 5,220,072.04	0
Polkton	192,268,746	0.9496	\$ 182,578.40	3.2500	\$ 624,873.42	0.0000	\$ -	\$ 807,451.82	0
Port Sheldon	592,637,767	1.0510	\$ 622,862.29	1.2500	\$ 740,797.21	0.0000	\$ -	\$ 1,363,659.50	0
Robinson	360,015,829	1.0023	\$ 360,843.87	2.3953	\$ 862,345.92	0.0000	\$ -	\$ 1,223,189.79	0
* Spring Lake	1,126,466,113	0.7500	\$ 844,849.58	2.0661	\$ 2,316,126.97	0.0000	\$ -	\$ 3,160,976.55	0
Tallmadge	511,682,230	0.9997	\$ 511,528.73	1.7859	\$ 913,813.29	0.0000	\$ -	\$ 1,425,342.02	0
Wright	205,522,092	1.0132	\$ 208,234.98	2.0985	\$ 431,288.11	0.0000	\$ -	\$ 639,523.09	0
Zeeland	610,296,719	2.7500	\$ 1,678,315.98	2.9272	\$ 1,786,460.56	0.0000	\$ -	\$ 3,464,776.54	0
Ferrysburg	260,508,139	7.4368	\$ 1,937,346.93	2.3690	\$ 617,143.78	0.0000	\$ -	\$ 2,554,490.71	0
Grand Haven	841,965,792	10.5535	\$ 8,885,685.99	2.0085	\$ 1,691,088.29	1.9000	\$ 1,599,735.00	\$ 12,176,509.28	0
* Holland	1,079,897,953	13.7765	\$ 14,877,214.15	0.0927	\$ 100,106.54	1.1800	\$ 1,274,279.58	\$ 16,251,600.27	0
Hudsonville	342,110,756	11.2303	\$ 3,842,006.42	0.0000	\$ -	0.0000	\$ -	\$ 3,842,006.42	0
* Zeeland	569,070,481	11.1354	\$ 6,336,827.43	0.0993	\$ 56,508.70	0.0000	\$ -	\$ 6,393,336.13	0
* Coopersville	192,610,925	13.0000	\$ 2,503,942.03	0.2379	\$ 45,822.14	0.0000	\$ -	\$ 2,549,764.17	0
	16,553,810,481		\$ 59,826,373.34		\$ 27,311,353.84		\$ 4,253,453.59	\$ 91,391,180.77	15,953,537
* Spring Lake Village	188,868,246	9.8500	\$ 1,860,352.22	0.0000	\$ -	0.5100	\$ 96,322.81	\$ 1,956,675.03	0

* These units have Senior/Disabled housing properties with a frozen taxable value, taxed at a frozen rate. For purposes of estimating overall taxes, they are computed here and by the State using the normal millage rates.

** Per Act 425 Agreement 70-03-33-100-076 and related personal property parcels are assessed on Grand Haven Townships roll, but taxed at Grand Haven City's millage rate.

Local Units have been audited and are in compliance with Article IX, Section 6 of the Michigan Constitution.

Statement Showing Mills Apportioned by the County Board of Commissioners of the County of OTTAWA for the Year 2024

(A) Local K12 School District Name	(B) Total Taxable Value*	(C) Total NonHomestead Taxable Value*	(D) Total Commercial Personal Taxable Value*	(E) HH/ Supplemental Rate	(F) Est. HH/ Supplemental Tax Dollars	(G) Non Homestead Operating Rate	(H) Est. NH Operating Tax Dollars	(I) Total Debt/ Sinking Fund/ Bldg Site Rate	(J) Est. Debt/ Sinking Fund/ Bldg Site Tax Dollars	(K) Total Recreational Rate	(L) Recreational Est. Tax Dollars	(M) Total Est. Local K12 School Tax Dollars	(BB) Total RentZone Taxable Value	Non Homestead Comm. Pers. Operating Rate
* Sections (B), (C) and (D) Exclude Renaissance Zone Taxable Value														
ALLENDALE PUBLIC SCHOOL DIST	864,544,952	291,661,011	9,017,900	0.0000	\$ -	18.0000	\$ 5,304,005.60	12.0000	\$ 10,374,539.42	0.0000	0.00	\$ 15,678,545.02	0	6.0000
*COOPERSVILLE PUBLIC SCH DIST	737,796,481	177,044,884	13,020,900	0.0000	\$ -	17.8308	\$ 3,232,770.69	8.8900	\$ 6,632,790.36	0.0000	0.00	\$ 9,865,561.05	0	5.8308
FRUITPORT COMMUNITY SCHOOLS	178,062,811	32,333,842	71,200	0.0000	\$ -	17.8302	\$ 580,174.48	6.8000	\$ 1,228,633.40	0.0000	0.00	\$ 1,808,807.88	0	5.9302
GRAND HAVEN CITY SCHOOL DIST	2,982,981,804	1,025,858,488	27,811,200	0.0000	\$ -	18.0000	\$ 18,632,319.98	0.3300	\$ 984,384.00	0.0000	0.00	\$ 19,616,703.98	0	6.0000
GRANDVILLE PUBLIC SCHOOLS	334,352,932	94,001,503	3,657,200	0.0000	\$ -	18.0000	\$ 1,713,970.25	6.4002	\$ 2,139,925.64	0.0000	0.00	\$ 3,853,895.89	0	6.0000
*HOLLAND CITY SCHOOL DISTRICT	1,308,305,446	564,132,907	30,792,000	0.0000	\$ -	18.0000	\$ 10,339,144.33	5.8967	\$ 7,714,684.72	0.0000	0.00	\$ 18,053,829.05	0	6.0000
HUDSONVILLE PUBLIC SCH DIST	2,462,775,326	471,692,064	24,127,400	0.0000	\$ -	18.0000	\$ 8,635,221.55	7.9911	\$ 19,840,105.91	0.0000	0.00	\$ 28,675,327.46	0	6.0000
JENSON PUBLIC SCHOOLS	1,266,096,930	236,750,384	17,857,200	0.0000	\$ -	18.0000	\$ 4,388,650.11	8.5000	\$ 10,761,823.91	0.0000	0.00	\$ 15,130,474.02	0	6.0000
KENOWA HILLS PUBLIC SCHOOLS	159,994,185	49,690,337	6,329,100	0.0000	\$ -	18.0000	\$ 932,400.67	4.6700	\$ 747,172.84	0.0000	0.00	\$ 1,679,573.51	0	6.0000
KENT CITY COMMUNITY SCHOOLS	9,487,487	839,285	0	0.0000	\$ -	17.7258	\$ 14,877.00	9.2196	\$ 87,470.84	0.0000	0.00	\$ 102,347.84	0	5.7258
RAVENNA PUBLIC SCHOOLS	32,203,199	3,837,839	426,100	0.0000	\$ -	18.0000	\$ 71,637.70	7.6000	\$ 244,744.31	0.0000	0.00	\$ 316,382.01	0	6.0000
SPARTA AREA SCHOOLS	52,823,467	10,863,126	776,600	0.0000	\$ -	18.0000	\$ 200,195.87	8.1500	\$ 430,511.26	0.0000	0.00	\$ 630,707.13	0	6.0000
*SPRING LAKE PUBLIC SCH DIST	1,021,407,008	249,848,980	8,312,600	0.0000	\$ -	17.9894	\$ 4,544,420.73	7.0000	\$ 7,149,849.06	0.0000	0.00	\$ 11,694,269.79	0	5.9894
*WEST OTTAWA PUBLIC SCH DIST	3,135,152,695	1,043,298,110	39,203,500	0.0000	\$ -	18.0000	\$ 19,014,586.98	7.7896	\$ 24,545,857.10	0.0000	0.00	\$ 43,560,444.08	15,953,537	6.0000
*ZEELAND PUBLIC SCHOOLS	1,987,825,758	605,304,820	26,470,800	0.0000	\$ -	18.0000	\$ 11,054,311.56	8.4500	\$ 16,797,127.66	0.5000	993,912.88	\$ 28,845,352.10	0	6.0000
	\$ 16,553,810,481	\$ 4,857,157,590	\$ 207,873,100		\$ -		\$ 88,638,687.50		\$ 109,679,620.43		\$ 993,912.88	\$ 199,312,220.81		

* These units have Senior/Disabled housing properties with a frozen taxable value, taxed at a frozen rate. For purposes of estimating overall taxes, they are computed here and by the State using the normal millage rates.

Statement Showing Mills Apportioned by the County Board of Commissioners
of the County of OTTAWA for the Year 2024

(A) Community College Name	(B) Taxable Value	(C) Total Operating Rate	(D) Est. Community College Oper. Tax Dollars	(E) Total Debt Rate	(F) Est. Community College Debt Tax Dollars	(G) Est. Total Community College Tax Dollars	(BB) Total RenZone Taxable Value
GRAND RAPIDS CC	556,658,071.00	1.6951	943,591.10	0.0000	0.00	943,591.10	0.00

Intermediate School	Taxable Value	ISD	Est. ISD	ISD Total	Est. ISD EV	ISD Total Debt	Est. ISD Debt	Est. Total ISD	Total
KENT	556,658,071.00	0.0849	47,260.27	5.3171	2,959,806.63	0.0000	0.00	3,007,066.90	0
MUSKEGON	210,266,010.00	0.4480	94,199.17	4.1902	881,056.64	0.0000	0.00	975,255.81	0
*OTTAWA	15,786,886,400.00	0.1164	1,837,593.58	5.9798	94,416,168.85	0.0000	0.00	96,253,762.43	15,953,537

* These units have Senior/Disabled housing properties with a frozen taxable value, taxed at a frozen rate. For purposes of estimating overall taxes, they are computed here and by the State using the normal millage rates.

Statement Showing Mills Apportioned by the County Board of Commissioners
of the County of OTTAWA for the Year 2024

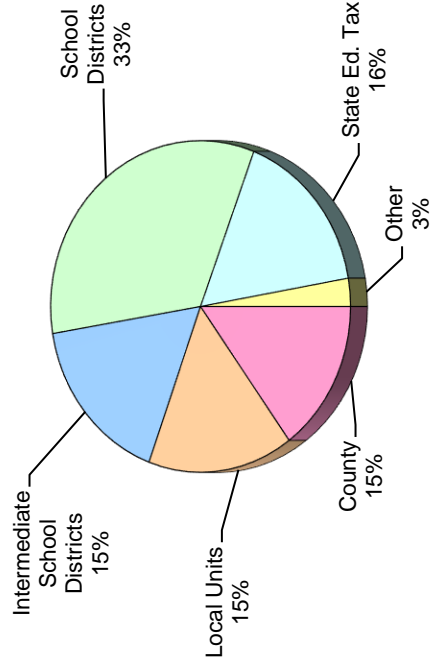
(A) Authority (Dist. Libraries, DDAs, Transit, Metro, Fire, etc.)	(B) Taxable Value	(C) Total Operating Rate	(D) Est. Authority Oper. Tax Dollars	(E) Total Debt Rate	(F) Est. Authority Debt Tax Dollars	(G) Est. Total Authority Tax Dollars	(BB) Total RenZone Taxable Value
DDA - GRAND HAVEN	88,227,990.00	1.6043	141,544.16	0.0000	0.00	141,544.16	0.00
DDA - HOLLAND	180,364,666.00	1.5907	286,906.07	0.0000	0.00	286,906.07	0.00
DDA - HUDSONVILLE	20,479,334.00	1.0000	20,479.33	0.0000	0.00	20,479.33	0.00
*LIBRARY - COOPERSVILLE (AKA/NE OTTAWA) DIST.	712,905,472.00	0.5668	404,074.82	0.1900	135,452.04	539,526.86	0.00
*LIBRARY - HERRICK DIST	4,481,205,562.00	1.3919	6,237,390.02	0.0000	0.00	6,237,390.02	15,953,537.00
LIBRARY - LOUITT DIST.	2,850,680,694.00	0.9410	2,682,490.53	0.1150	327,828.28	3,010,318.81	0.00
*LIBRARY - SPRING LAKE DIST.	1,126,466,113.00	1.4655	1,650,836.09	0.0000	0.00	1,650,836.09	0.00
*POOL - HOLLAND OTTAWA CO.	1,308,305,446.00	0.9872	1,291,559.14	0.8300	1,085,893.52	2,377,452.66	0.00
*TRANSIT - MACATAWA AREA EXPRESS (MAX) OTTAWA CO.	2,917,935,306.00	0.3912	1,141,496.29	0.0000	0.00	1,141,496.29	15,953,537.00

* These units have Senior/Disabled housing properties with a frozen taxable value, taxed at a frozen rate. For purposes of estimating overall taxes, they are computed here and by the State using the normal millage rates.

Total Estimated 2024 Tax Dollars

Summarized by Individual Taxing Entity


Ottawa County	89,129,027	Ottawa Intermediate School	96,253,762
Allendale Charter Township	2,371,372	Muskegon Intermediate School	975,256
Blendon Township	1,367,444	Kent Intermediate School	3,007,067
Chester Township	537,864	Allendale School District	15,678,544
Crockery Township	1,370,762	Coopersville School District	9,865,562
Georgetown Charter Township	5,728,902	Grand Haven School District	19,616,703
Grand Haven Charter Township	6,683,939	Holland School District	18,053,828
Holland Charter Township	8,932,861	Hudsonville School District	28,475,329
Jamestown Charter Township	2,732,303	Jenison School District	15,130,474
Olive Township	593,034	Spring Lake School District	11,694,270
Park Township	5,220,071	West Ottawa School District	43,560,445
Polkton Charter Township	807,451	Zeeland School District	28,845,353
Port Sheldon Township	1,363,660	Grandville School District	3,853,896
Robinson Township	1,223,190	Kenowa Hills School District	1,679,573
Spring Lake Township	3,160,977	Kent City School District	102,348
Tallmadge Charter Twp	1,425,342	Sparta School District	630,707
Wright Township	639,523	Fruitport School District	1,808,808
Zeeland Charter Township	3,464,777	Ravenna School District	316,382
Coopersville City	2,549,764	State Education Tax (SET)	98,293,894
Ferrysburg City	2,554,492	Total All Taxing Entities	596,668,624
Grand Haven City	12,176,509		
Holland City	16,251,601		
Hudsonville City	3,842,006		
Zeeland City	6,393,336		
Spring Lake Village	1,956,675		
Grand Rapids Community College	943,592		
Loutit Library	3,010,318		
Coopersville Area Library	539,527		
Spring Lake Library	1,650,836		
Herrick Library	6,237,390		
MAX Transport	1,141,496		
Holland Area Community Pool	2,377,453		
Grand Haven City MSDDA	141,544		
Holland City DDA	286,906		
Hudsonville City DDA	20,479		



(Other: Libraries, Pool Authority, MAX, DDA's that levy a tax, and Grand Rapids Community College)

2024 County Tax Levy Review

Government Unit	Taxable Value minus Ren. Zone	Total County Levy	% of Total County	Breakdown of County Taxes				
				Operating	E-911	Parks	Roads	Community Mental Health
Georgetown Charter Twp	2,546,178,647	\$ 13,709,136	15.38%	\$ 9,930,097	\$ 1,057,937	\$ 797,718	\$ 1,202,306	\$ 721,078
Holland Charter Twp	1,838,037,353	\$ 9,896,361	11.10%	\$ 7,168,346	\$ 763,705	\$ 575,857	\$ 867,921	\$ 520,532
Park Township	1,563,270,256	\$ 8,416,960	9.44%	\$ 6,096,754	\$ 649,539	\$ 489,773	\$ 738,176	\$ 442,718
Grand Haven Charter Twp	1,129,743,434	\$ 6,082,764	6.82%	\$ 4,405,999	\$ 469,408	\$ 353,949	\$ 533,465	\$ 319,943
Spring Lake Township	1,126,466,113	\$ 6,065,119	6.80%	\$ 4,393,218	\$ 468,047	\$ 352,922	\$ 531,917	\$ 319,015
Holland City	1,079,897,953	\$ 5,814,387	6.52%	\$ 4,211,602	\$ 448,698	\$ 338,332	\$ 509,928	\$ 305,827
Allendale Charter Twp	864,769,770	\$ 4,656,093	5.22%	\$ 3,372,602	\$ 359,312	\$ 270,932	\$ 408,344	\$ 244,903
Grand Haven City	841,965,792	\$ 4,533,313	5.09%	\$ 3,283,667	\$ 349,837	\$ 263,788	\$ 397,576	\$ 238,445
Jamestown Charter Twp	634,253,770	\$ 3,414,950	3.83%	\$ 2,473,590	\$ 263,532	\$ 198,712	\$ 299,495	\$ 179,621
Zeeland Charter Twp	610,296,719	\$ 3,285,959	3.69%	\$ 2,380,157	\$ 263,578	\$ 191,206	\$ 288,182	\$ 172,836
Port Sheldon Township	592,637,767	\$ 3,190,880	3.58%	\$ 2,311,287	\$ 246,241	\$ 185,673	\$ 279,844	\$ 167,835
Zeeland City	569,070,481	\$ 3,063,990	3.44%	\$ 2,219,375	\$ 236,449	\$ 178,290	\$ 268,715	\$ 161,161
Tallmadge Charter Twp	511,682,230	\$ 2,754,999	3.09%	\$ 1,995,561	\$ 212,604	\$ 160,310	\$ 241,616	\$ 144,908
Blendon Township	447,345,107	\$ 2,408,595	2.70%	\$ 1,744,646	\$ 185,872	\$ 140,153	\$ 211,236	\$ 126,688
Robinson Township	360,015,829	\$ 1,938,397	2.17%	\$ 1,404,062	\$ 149,587	\$ 112,793	\$ 169,999	\$ 101,956
Hudsonville City	342,110,756	\$ 1,841,993	2.07%	\$ 1,334,232	\$ 142,147	\$ 107,183	\$ 161,545	\$ 96,886
Olive Township	262,637,076	\$ 1,414,091	1.59%	\$ 1,024,285	\$ 109,126	\$ 82,284	\$ 124,017	\$ 74,379
Ferrysburg City	260,508,139	\$ 1,402,628	1.57%	\$ 1,015,982	\$ 108,241	\$ 81,617	\$ 123,012	\$ 73,776
Crockery Township	260,017,817	\$ 1,399,987	1.57%	\$ 1,014,069	\$ 108,037	\$ 81,464	\$ 122,780	\$ 73,637
Wright Township	205,522,092	\$ 1,106,572	1.24%	\$ 801,536	\$ 85,394	\$ 64,390	\$ 97,048	\$ 58,204
Coopersville City	192,610,925	\$ 1,037,056	1.16%	\$ 751,183	\$ 80,030	\$ 60,345	\$ 90,951	\$ 54,547
Polkton Charter Twp	192,268,746	\$ 1,035,214	1.16%	\$ 749,848	\$ 79,888	\$ 60,238	\$ 90,789	\$ 54,451
Chester Township	122,503,709	\$ 659,583	0.74%	\$ 477,764	\$ 50,900	\$ 38,380	\$ 57,846	\$ 34,693
Totals:	16,553,810,481	\$ 89,129,027	100%	\$ 64,589,862	\$ 6,878,109	\$ 5,186,309	\$ 7,816,708	\$ 4,688,039



2024 Local Unit Levy Rates

Millage Type	Townships															Cities					Villages					
	Alleendale	Bendon	Chester	Crockery	Georgetown	Grand Haven	Grand Haven (PA 425 Agreement)	Holland	Jamestown	Olive	Park	Polkton	Port Sheldon	Robinson	Spring Lake	Tallmadge	Wright	Zeeland	Coopersville	Ferrysburg	Grand Haven	Holland	Hudsonville	Zeeland	Spring Lake	
	2.7422	3.0568	4.3906	5.2718	2.2500	5.9035	14.4620	4.8600	4.3079	2.2580	3.3392	4.1996	2.3010	3.3976	2.8061	2.7856	3.1117	5.6772	13.2379	9.8058	14.4620	15.0492	11.2303	11.2347	10.3600	
Operating	2.7422	0.9956	1.0348	0.9959	2.2500	0.9624	10.5535	3.0401	1.0005	1.0080	0.3276	0.9496	1.0510	1.0023	0.7500	0.9997	1.0132	2.7500	13.0000	7.4368	10.5535	13.7765	11.2303	11.1354	9.8500	
Extra Voted Operating		2.0612	3.3558	4.2759		3.7211	2.0085	1.8199	3.3074	1.2500	3.0116	1.2500	2.3953	2.0561	2.0561	1.7859	2.0985	2.9272	0.2379	2.3690	2.0085	0.0927		0.0993		
Aging Council			0.1224			0.2450	0.2257				0.2500				0.2276		0.1192		0.2379	0.2207	0.2257					
Bike Path			0.4694			0.4242	0.9535	0.4199		0.3622					0.9900					0.0000	0.9535					
Infrastructure																										
E-Unit								1.4000	1.0000																	
Fire			1.7500	3.0000		1.8804			1.4479	0.2500	2.0000	1.1000	1.4652	*****	0.2426	1.2446	1.9793	1.9605								
Fire/Police			0.2726	Authority	0.4961	Authority	Authority	Authority	0.4083	0.0000	Authority	0.1500	Authority	Authority	Authority	0.2987	Authority		Authority	Authority	Authority	Authority				
Library															0.2385					0.2313	0.2293					
Museum																										
Parks										0.5900																
Public Safety										1.4751																
Roads			1.4834	0.3104					1.4512	0.0000	0.4917	1.0000	0.9301				0.9667									
Safety Services		1.7886																								
Transportation						0.9311	0.6000	Authority							0.6000						0.6000	Authority				
Vehicles																				0.4792						
West Michigan Airport										0.0926												0.0927		0.0993		
Debt							1.2200	1.9000													1.9000	1.1800			0.5100	
Charter Debt																										
Debt							1.2200	1.9000														1.9000	1.1800			0.5100

AUTHORITIES	Coopersville Dist Library	Herrick District Library	Loutit District Library*	Spring Lake Dist Library	Macatawa Area Express Transportation Authority	Holland Area Swimming Pool Authority**
Operating & Debt	0.7568	0.7568	0.7568	0.7568	0.7568	0.7568
Coopersville Dist Library						
Herrick District Library						
Loutit District Library*						
Spring Lake Dist Library						
Macatawa Area Express Transportation Authority						
Holland Area Swimming Pool Authority**						

* Loutit Library is only levied in the Grand Haven Schools portion of Port Sheldon Twp.
 ** Holland Area Swimming Pool Authority is levied only in the Holland Schools portion of these local units
 *** Spring Lake Village also pays Spring Lake Township millages
 **** Grand Haven Twp has a Police Special Assessment
 ***** Spring Lake Township has a Fire District Special Assessment

2024 Ad Valorem

Taxes

by

Individual Government Unit

Allendale Charter Township

2024 Ad Valorem Taxes

Taxing Entity	Name	Item of Tax	2024 Taxable Valuation	Amount of Tax Mills	Total Tax Mills	Estimate of Tax Dollars	Total Est. Tax Dollars
County	Ottawa	Operating	864,769,770	3.9000	5.3842	3,372,602	4,656,093
		E-911	864,769,770	0.4155		359,312	
		Parks	864,769,770	0.3133		270,932	
		Roads	864,769,770	0.4722		408,344	
		Community Mental Health	864,769,770	0.2832		244,903	
Township	Allendale	Operating	864,769,770	2.7422	2.7422	2,371,372	2,371,372
Library District	None						
Authorities	None						
School District	Allendale	Operating	291,661,011	18.0000		5,249,898	15,678,544
		Operating- Com. Pers.	9,017,900	6.0000		54,107	
		Debt - All	864,544,952	12.0000		10,374,539	
		Bldg&Site - All	-	-		-	
		Recreation	-	-		-	
School District	Hudsonville	Operating	12,161	18.0000		219	2,016
		Operating- Com. Pers.	-	6.0000		-	
		Debt - All	224,818	7.0000		1,574	
		Building & Site - All	224,818	0.9911		223	
		Recreation	-	-		-	
Intern. School	Ottawa	Operating	864,769,770	5.2346	6.0962	4,526,724	5,271,810
		Enhanced	864,769,770	0.8616		745,086	
Comm. College	None	Operating	-	-			
State Education	Michigan	Operating	864,494,870	6.0000		5,186,969	5,186,969

Totals for Taxable Status by School District	Summer	Winter	Total
Allendale Schools [Non-PRE]	45.9962	4.2264	50.2226
Allendale Schools [PRE]	27.9962	4.2264	32.2226
Allendale School District [Com Personal]	33.9962	4.2264	38.2226
Allendale School District [Ind Personal]	21.9962	4.2264	26.2226
Hudsonville School District [Non-PRE]	41.9873	4.2264	46.2137
Hudsonville School District [PRE]	23.9873	4.2264	28.2137
Hudsonville School District [Com Personal]	29.9873	4.2264	34.2137
Hudsonville School District [Ind Personal]	17.9873	4.2264	22.2137

Total: 33,166,804

NOTE 1: Industrial personal property is exempt from the 6 mills of State Education Tax and up to 18 mills of local school district operating millage. Commercial personal property is exempt from up to 12 mills of local school district operating millage.

School District - Millage Breakdown

Item of Tax	Principal Residence	Non-Principal Residence	Commercial Personal	Ind. Personal Non-Ren Zone	Ren Zone
Operating		Include			
Operating- Com. Pers.			Include		
Debt - All	Include	Include	Include	Include	Include
Building & Site - All	Include	Include	Include	Include	Include
Recreation	Include	Include	Include	Include	

The chart to the left shows the items of tax included in each total school millage rate. See Certified Tax Rates page for listings of these total school millage rates

Blendon Township

2024 Ad Valorem Taxes

Taxing Entity	Name	Item of Tax	2024 Taxable Valuation	Amount of Tax Mills	Total Tax Mills	Estimate of Tax Dollars	Total Est. Tax Dollars
County	Ottawa	Operating	447,345,107	3.9000	5.3842	1,744,646	2,408,595
		E-911	447,345,107	0.4155		185,872	
		Parks	447,345,107	0.3133		140,153	
		Roads	447,345,107	0.4722		211,236	
		Community Mental Health	447,345,107	0.2832		126,688	
Township	Blendon	Operating	447,345,107	0.9956	3.0568	445,377	1,367,444
		Fire Protection	447,345,107	1.7886		800,121	
		Library	447,345,107	0.2726		121,946	
Library District	None		-	-	-	-	-
Authorities	None		-	-	-	-	-
School District	Hudsonville	Operating	38,080,537	18.0000		685,450	3,039,150
		Operating- Com. Pers.	502,300	6.0000		3,014	
		Debt	294,162,947	7.0000		2,059,141	
		Bldg&Site - All	294,162,947	0.9911		291,545	
		Recreation	-	-		-	
School District	Zeeland	Operating	25,410,377	18.0000		457,387	1,832,323
		Operating-Comm. Pers	659,300	6.0000		3,956	
		Debt	153,182,160	7.4500		1,141,207	
		Bldg& Site	153,182,160	1.0000		153,182	
		Recreation	153,182,160	0.5000		76,591	
Interm. School	Ottawa	Operating - Hudsonville	294,162,947	6.0962		1,793,276	
Interm. School	*Ottawa	Operating - Zeeland	153,182,160	6.0962		933,829	
Comm. College	Grand Rapids	Operating	-	-		-	-
State Education	Michigan	Operating	447,345,107	6.0000		2,684,071	

Totals for Taxable Status by School District	Summer	Winter	Total
Hudsonville School District [Non-PRE]	41.98730	4.54100	46.52830
Hudsonville School District [PRE]	23.98730	4.54100	28.52830
Hudsonville School District [Com. Personal]	29.98730	4.54100	34.52830
Hudsonville School District [Ind. Personal]	17.98730	4.54100	22.52830
Zeeland School District [Non-PRE]	26.42310	21.06410	47.48720
Zeeland School District [PRE]	17.42310	12.06410	29.48720
Zeeland School District [Com. Personal]	20.42310	15.06410	35.48720
Zeeland School District [Ind. Personal]	11.42310	12.06410	23.48720

Total: 14,058,688

NOTE 1: Industrial Personal Property is exempt from the 6 mills of State Education Tax and up to 18 mills of local school district operating millage. Commercial personal property is exempt from up to 12 mills of local school district operating millage.

School District - Millage Breakdown

Item of Tax	Principal Residence	Non-Principal Residence	Commercial Personal	Ind. Personal Non-Ren Zone	Ren Zone
Operating		Include			
Operating- Com. Pers.			Include		
Debt - All	Include	Include	Include	Include	Include
Building & Site - All	Include	Include	Include	Include	Include
Recreation	Include	Include	Include	Include	

The chart to the left shows the items of tax included in each total school millage rate. See Certified Tax Rates page for listings of these total school millage rates

*NOTE: Township levied 50% of Ottawa ISD millage in Zeeland school district on the summer tax bills

Chester Township

2024 Ad Valorem Taxes

Taxing Entity	Name	Item of Tax	2024 Taxable Valuation	Amount of Tax Mills	Total Tax Mills	Estimate of Tax Dollars	Total Est. Tax Dollars	
County	Ottawa	Operating	122,503,709	3.9000	5.3842	477,764	659,583	
		E-911	122,503,709	0.4155				50,900
		Parks	122,503,709	0.3133				38,380
		Roads	122,503,709	0.4722				57,846
		Community Mental Health	122,503,709	0.2832				34,693
Township	Chester	Operating	122,503,709	1.0348	4.3906	126,767	537,864	
		Roads	122,503,709	1.4834				181,722
		Fire	122,503,709	1.7500				214,381
		Senior Citizen Services	122,503,709	0.1224				14,994
Library District	Coopersville	Operating	122,503,709	0.5668	0.7568	69,435	92,711	
		Debt	122,503,709	0.1900				23,276
Authorities	None		-		-	-	-	
School District	Coopersville	Operating	3,929,091	17.8308		70,059	365,151	
		Operating- Com. Pers.	0	5.8308		0		
		Debt	32,824,417	8.9900		295,092		
		Bldg& Site	-	-		-		
		Recreation	-	-		-		
School District	Sparta	Operating	10,305,335	18.0000		185,496	581,263	
		Operating- Com. Pers.	776,600	6.0000		4,660		
		Debt	47,988,606	7.0000		335,920		
		Bldg& Site	47,988,606	1.1500		55,187		
		Recreation	-	-		-		
School District	Kent City	Operating	839,285	17.7258		14,877	102,348	
		Operating- Com. Pers.	0	5.7258		0		
		Debt	9,487,487	8.2500		78,272		
		Bldg& Site	9,487,487	0.9696		9,199		
		Recreation	-	-		-		
School District	Ravenna	Operating	3,837,839	18.0000		69,081	316,382	
		Operating- Com. Pers.	426,100	6.0000		2,557		
		Debt	32,203,199	7.6000		244,744		
		Bldg& Site	-	-		-		
		Recreation	-	-		-		
Interm. School	Ottawa	Operating	32,824,417	6.0962			200,104	
Interm. School	Kent	Operating	57,476,093	5.4020			310,486	
Interm. School	Muskegon	Operating	32,203,199	4.6382			149,365	
Comm. College	Grand Rapids	Operating	57,476,093	1.6951			97,428	
State Education	Michigan	Operating	122,477,809	6.0000			734,867	

Totals for Taxable Status by School District	Summer	Winter	Total
Coopersville School District [Non-PRE]	10.0900	39.3586	49.4486
Coopersville School District [PRE]	10.0900	21.5278	31.6178
Coopersville School District [Com. Personal]	10.0900	27.3586	37.4486
Coopersville School District [Ind. Personal]	4.0900	21.5278	25.6178
Sparta School District [Non-PRE]	30.2621	19.5166	49.7787
Sparta School District [PRE]	21.2621	10.5166	31.7787
Sparta School District [Com. Personal]	24.2621	13.5166	37.7787
Sparta School District [Ind. Personal]	15.2621	10.5166	25.7787
Kent City School District [Non-PRE]	30.6598	19.9143	50.5741
Kent City School District [PRE]	21.7969	11.0514	32.8483
Kent City School District [Com. Personal]	24.6598	13.9143	38.5741
Kent City School District [Ind. Personal]	15.7969	11.0514	26.8483
Ravenna School District [Non-PRE]	10.0900	36.6798	46.7698
Ravenna School District [PRE]	10.0900	18.6798	28.7698
Ravenna School District [Com. Personal]	10.0900	24.6798	34.7698
Ravenna School District [Ind. Personal]	4.0900	18.6798	22.7698

Total: 4,147,552

NOTE 1: Industrial personal property is exempt from the 6 mills of State Education Tax and up to 18 mills of local school district operating millage. Commercial personal property is exempt from up to 12 mills of local school district operating millage.

School District - Millage Breakdown

Item of Tax	Principal Residence	Non-Principal Residence	Commercial Personal	Ind. Personal Non Ren Zone	Ren Zone
Operating		Include			
Operating- Com. Pers.			Include		
Debt - All	Include	Include	Include	Include	Include
Building & Site - All	Include	Include	Include	Include	Include
Recreation	Include	Include	Include	Include	

The chart to the left shows the items of tax included in each total school millage rate. See Certified Tax Rates page for listings of these total school millage rates

Crockery Township

2024 Ad Valorem Taxes

Taxing Entity	Name	Item of Tax	2024 Taxable Valuation	Amount of Tax Mills	Total Tax Mills	Estimate of Tax Dollars	Total Est. Tax Dollars
County	Ottawa	Operating	260,017,817	3.9000	5.3842	1,014,069	1,399,987
		E-911	260,017,817	0.4155		108,037	
		Parks	260,017,817	0.3133		81,464	
		Roads	260,017,817	0.4722		122,780	
		Community Mental Health	260,017,817	0.2832		73,637	

Township	Crockery	Operating	260,017,817	0.9959	5.2718	258,952	1,370,762
		Fire	260,017,817	3.0000		780,053	
		Roads	260,017,817	0.3104		80,710	
		Library	260,017,817	0.4961		128,995	
		Non-Motorized Trail	260,017,817	0.4694		122,052	

Library District	None		-		-	-	-
------------------	-------------	--	---	--	---	---	---

Authorities	None		-		-	-	-
-------------	-------------	--	---	--	---	---	---

School District	Spring Lake	Operating	36,581,528	17.9894		658,080	1,747,336
		Operating- Com. Pers.	3,218,700	5.9894		19,278	
		Debt	152,853,947	7.0000		1,069,978	
		Bldg&Site - All	-	-		-	
		Recreation	-	-		-	

School District	Coopersville	Operating	12,600	17.8308		225	4,161
		Operating-Comm. Pers	0	5.8308		0	
		Debt	437,849	8.9900		3,936	
		Bldg & Site	-	-		-	
		Recreation	-	-		-	

School District	Fruitport	Operating	14,388,238	17.9302		257,984	994,807
		Operating-Comm. Pers	69,600	5.9302		413	
		Debt	106,726,021	6.9000		736,410	
		Bldg & Site	-	-		-	
		Recreation	-	-		-	

Interm. School	Ottawa	Operating	153,291,796	6.0962			934,497
Interm. School	Muskegon	Operating	106,726,021	4.6382			495,017

Comm. College	None	Operating	-	-			
---------------	-------------	-----------	---	---	--	--	--

State Education	Michigan	Operating	260,017,817	6.0000			1,560,107
-----------------	-----------------	-----------	-------------	--------	--	--	-----------

Totals for Taxable Status by School District		Summer	Winter	Total
Spring Lake School District	[Non-PRE]	40.9856	6.7560	47.7416
Spring Lake School District	[PRE]	22.9962	6.7560	29.7522
Spring Lake School District	[Com. Personal]	28.9856	6.7560	35.7416
Spring Lake School District	[Ind. Personal]	16.9962	6.7560	23.7522
Coopersville School District	[Non-PRE]	9.9000	39.6730	49.5730
Coopersville School District	[PRE]	9.9000	21.8422	31.7422
Coopersville School District	[Com. Personal]	9.9000	27.6730	37.5730
Coopersville School District	[Ind. Personal]	3.9000	21.8422	25.7422
Fruitport School District	[Non-PRE]	9.9000	36.2244	46.1244
Fruitport School District	[PRE]	9.9000	18.2942	28.1942
Fruitport School District	[Com. Personal]	9.9000	24.2244	34.1244
Fruitport School District	[Ind. Personal]	3.9000	18.2942	22.1942

Total: 8,506,674

NOTE 1: Industrial personal property is exempt from the 6 mills of State Education Tax and up to 18 mills of local school district operating millage. Commercial personal property is exempt from up to 12 mills of local school district operating millage.

School District - Millage Breakdown

Item of Tax	Principal Residence	Non-Principal Residence	Commercial Personal	Ind. Personal Non-Ren Zone	Ren Zone
Operating		Include			
Operating- Com. Pers.			Include		
Debt - All	Include	Include	Include	Include	Include
Building & Site - All	Include	Include	Include	Include	Include
Recreation	Include	Include	Include	Include	

The chart to the left shows the items of tax included in each total school millage rate. See Certified Tax Rates page for listings of these total school millage rates

Georgetown Charter Township

2024 Ad Valorem Taxes

Taxing Entity	Name	Item of Tax	2024 Taxable Valuation	Amount of Tax Mills	Total Tax Mills	Estimate of Tax Dollars	Total Est. Tax Dollars
County	Ottawa	Operating	2,546,178,647	3.9000	5.3842	9,930,097	13,709,136
		E-911	2,546,178,647	0.4155		1,057,937	
		Parks	2,546,178,647	0.3133		797,718	
		Roads	2,546,178,647	0.4722		1,202,306	
		Community Mental Health	2,546,178,647	0.2832		721,078	
Township	Georgetown	Operating	2,546,178,647	2.2500	2.2500	5,728,902	5,728,902
Library District	None		-		-	-	-
Authorities	None		-		-	-	-
School District	Jenison	Operating	236,750,384	18.0000		4,261,507	15,130,474
		Operating- Com. Pers	17,857,200	6.0000		107,143	
		Debt	1,266,096,930	8.5000		10,761,824	
		Bldg&Site - All	-			-	
		Recreation	-			-	
School District	Hudsonville	Operating	163,308,614	18.0000		2,939,555	12,604,625
		Operating-Comm. Pers	6,165,800	6.0000		36,995	
		Debt	1,204,849,768	7.0000		8,433,948	
		Bldg & Site	1,204,849,768	0.9911		1,194,127	
		Recreation	-			-	
School District	Grandville	Operating	6,161,554	18.0000		110,908	593,227
		Operating-Comm. Pers	136,700	6.0000		820	
		Debt	75,231,949	5.0500		379,921	
		Bldg & Site	75,231,949	1.3502		101,578	
		Recreation	-			-	
Interm. School	Ottawa	Operating	2,470,946,698	6.0962			15,063,385
Interm. School	Kent	Operating	75,231,949	5.4020			406,403
Comm. College	Grand Rapids	Operating	75,231,949	1.6951			127,526
State Education	Michigan	Operating	2,543,352,947	6.0000			15,260,118

Totals for Taxable Status by School District	Summer	Winter	Total
Jenison School District [Non-PRE]	42.4962	3.7342	46.2304
Jenison School District [PRE]	24.4962	3.7342	28.2304
Jenison School District [Com. Personal]	30.4962	3.7342	34.2304
Jenison School District [Ind. Personal]	18.4962	3.7342	22.2304
Hudsonville School District [Non-PRE]	41.9873	3.7342	45.7215
Hudsonville School District [PRE]	23.9873	3.7342	27.7215
Hudsonville School District [Com. Personal]	29.9873	3.7342	33.7215
Hudsonville School District [Ind. Personal]	17.9873	3.7342	21.7215
Grandville School District [Non-PRE]	41.3973	3.7342	45.1315
Grandville School District [PRE]	23.3973	3.7342	27.1315
Grandville School District [Com. Personal]	29.3973	3.7342	33.1315
Grandville School District [Ind. Personal]	17.3973	3.7342	21.1315

Total: 78,623,796

NOTE 1: Industrial personal property is exempt from the 6 mills of State Education Tax and up to 18 mills of local school district operating millage. Commercial personal property is exempt from up to 12 mills of local school district operating millage.

School District - Millage Breakdown

Item of Tax	Principal Residence	Non-Principal Residence	Commercial Personal	Ind. Personal Non-Ren Zone	Ren Zone
Operating		Include			
Operating- Com. Pers.			Include		
Debt - All	Include	Include	Include	Include	Include
Building & Site - All	Include	Include	Include	Include	Include
Recreation	Include	Include	Include	Include	

The chart to the left shows the items of tax included in each total school millage rate. See Certified Tax Rates page for listings of these total school millage rates

Grand Haven Charter Township

2024 Ad Valorem Taxes

Taxing Entity	Name	Item of Tax	2024 Taxable Valuation	Amount of Tax Mills	Total Tax Mills	Estimate of Tax Dollars	Total Est. Tax Dollars				
County	Ottawa	Operating	1,129,743,434	3.9000	5.3842	4,405,999	6,082,764				
		E-911	1,129,743,434	0.4155		469,408					
		Parks	1,129,743,434	0.3133		353,949					
		Roads	1,129,743,434	0.4722		533,465					
		Community Mental Health	1,129,743,434	0.2832		319,943					
Township	Grand Haven	Operating	1,128,049,288	0.9624	5.9035	1,085,635	6,659,440				
		Fire/Rescue	1,128,049,288	1.8804		2,121,184					
		Museum	1,128,049,288	0.2404		271,183					
		Aging Council	1,128,049,288	0.2450		276,372					
		Transportation	1,128,049,288	0.9311		1,050,327					
		Bike Path	1,128,049,288	0.4242		478,519					
		DEBT-Fire	1,128,049,288	0.9000		1,015,244					
		DEBT-Parks	1,128,049,288	0.3200		360,976					
		Township	Grand Haven	Charter-Operating		1,694,146		10.5535	14.4620	17,879	24,499
				Transportation		1,694,146		0.6000		1,016	
Museum	1,694,146			0.2293	388						
Aging Council	1,694,146			0.2257	382						
Infrastructure Debt	1,694,146			0.9535	1,615						
Library District	Loutit	Operating	1,129,743,434	0.9410	1.0560	1,063,089	1,193,009				
		Debt	1,129,743,434	0.1150		129,920					
Authorities		None									
School District	Grand Haven	Operating	273,310,968	18.0000		4,919,597	5,340,975				
		Operating- Com. Pers.	8,093,900	6.0000		48,563					
		Debt	1,129,743,434	0.3300		372,815					
		Bldg&Site - All	-	-		-					
		Recreation	-	-		-					
Interm. School	Ottawa	Operating	1,129,743,434	6.0962			6,887,142				
Comm. College	None	Operating	-	-			-				
State Education	Michigan	Operating	1,128,721,734	6.0000			6,772,330				

Totals for Taxable Status by School District	Summer	Winter	Total
Twp Mills Grand Haven School District [Non-PRE]	34.3262	8.4437	42.7699
Twp Mills Grand Haven School District [PRE]	16.3262	8.4437	24.7699
Twp Mills Grand Haven School District [Com. Personal]	22.3262	8.4437	30.7699
Twp Mills Grand Haven School District [Ind. Personal]	10.3262	8.4437	18.7699
City Mills Grand Haven School District [Non-PRE]	34.3262	17.0022	51.3284
City Mills Grand Haven School District [PRE]	16.3262	17.0022	33.3284
City Mills Grand Haven School District [Com. Personal]	22.3262	17.0022	39.3284
City Mills Grand Haven School District [Ind. Personal]	10.3262	17.0022	27.3284

Sub Total: 32,960,159

NOTE 1: Industrial personal property is exempt from the 6 mills of State Education Tax and up to 18 mills of local school district operating millage. Commercial personal property is exempt from up to 12 mills of local school district operating millage.

(Qualified Special Assessment) Police/Public Safety	1,096,621,145	0.5500	603,142
---	---------------	--------	---------

Total: 33,563,301

School District - Millage Breakdown

Item of Tax	Principal Residence	Non-Principal Residence	Commercial Personal	Ind. Personal Non-Ren Zone	Ren Zone
Operating		Include			
Operating- Com. Pers.			Include		
Debt - All	Include	Include	Include	Include	Include
Building & Site - All	Include	Include	Include	Include	Include
Recreation	Include	Include	Include	Include	

The chart to the left shows the items of tax included in each total school millage rate. See Certified Tax Rates page for listings of these total school millage rates

Holland Charter Township

2024 Ad Valorem Taxes

Taxing Entity	Name	Item of Tax	2024 Taxable Valuation	Amount of Tax Mills	Total Tax Mills	Estimate of Tax Dollars	Total Est. Tax Dollars
County	Ottawa	Operating	1,838,037,353	3.9000	5.3842	7,168,346	9,896,361
		E-911	1,838,037,353	0.4155		763,705	
		Parks	1,838,037,353	0.3133		575,857	
		Roads	1,838,037,353	0.4722		867,921	
		Community Mental Health	1,838,037,353	0.2832		520,532	
Township	Holland	Operating	1,838,037,353	3.0401	4.8600	5,587,817	8,932,861
		Bike Path	1,838,037,353	0.4199		771,792	
		E-unit	1,838,037,353	1.4000		2,573,252	
Library District	Herrick	Operating	1,838,037,353	1.3919		2,558,364	2,558,364
Authority	Holl Swim Pool	Operating	35,923,462	0.9872	1.8172	35,464	65,280
		Debt	35,923,462	0.8300		29,816	
Authority	MAX Transport	Operating	1,838,037,353	0.3912			719,040
School District	Holland	Operating	28,436,684	18.0000		511,860	742,640
		Operating- Com. Pers	3,158,400	6.0000		18,950	
		Debt	35,923,462	4.7300		169,918	
		Bldg&Site - All	35,923,462	1.1667		41,912	
		Recreation	-	-		-	
School District	West Ottawa	Operating	634,184,856	18.0000		11,415,327	22,014,446
		Operating-Comm. Pers	32,334,800	6.0000		194,009	
		* Debt	1,335,769,430	7.5000		10,018,271	
		* Bldg & Site	1,335,769,430	0.2896		386,839	
		Recreation	-	-		-	
School District	Zeeland	Operating	99,112,156	18.0000		1,784,019	6,131,518
		Operating-Comm. Pers	5,155,400	6.0000		30,932	
		Debt	482,297,998	7.4500		3,593,120	
		Bldg & Site	482,297,998	1.0000		482,298	
		Recreation	482,297,998	0.5000		241,149	
Intern. School	Ottawa	Operating	1,838,037,353	5.2346	6.0962	9,621,390	11,218,789
		* Enhanced	1,853,990,890	0.8616		1,597,399	
Comm. College	None	Operating	-	-		-	-
State Education	Michigan	Operating	1,834,521,553	6.0000			11,007,129

Totals for Taxable Status by School District	Summer	Winter	Total
Holland School District [Non-PRE]	29.2444	20.5930	49.8374
Holland School District [PRE]	20.2444	11.5930	31.8374
Holland School District [Com. Personal]	23.2444	14.5930	37.8374
Holland School District [Ind. Personal]	14.2444	11.5930	25.8374
West Ottawa School District [Non-PRE]	42.1770	7.7361	49.9131
West Ottawa School District [PRE]	24.1770	7.7361	31.9131
West Ottawa School District [Com. Personal]	30.1770	7.7361	37.9131
West Ottawa School District [Ind. Personal]	18.1770	7.7361	25.9131
West Ottawa School District [Ren. Zone]	8.6512	0.0000	8.6512
Zeeland School District [Non-PRE]	29.8624	21.2111	51.0735
Zeeland School District [PRE]	20.8624	12.2111	33.0735
Zeeland School District [Com. Personal]	23.8624	15.2111	39.0735
Zeeland School District [Ind. Personal]	14.8624	12.2111	27.0735

Total: 73,286,428

NOTE 1: Industrial personal property is exempt from the 6 mills of State Education Tax and up to 18 mills of local school district operating millage. Commercial personal property is exempt from up to 12 mills of local school district operating millage.

NOTE 2: Includes Senior/Disabled housing properties with a frozen taxable value, taxed at a frozen millage rate. Estimate tax dollars are computed here & by the State using the normal millage rates.

* Includes Renaissance Zone.

Item of Tax	Principal Residence	Non-Principal Residence	Commercial Personal	Ind. Personal Non-Ren Zone	Ren Zone
Operating		Include			
Operating- Com. Pers.			Include		
Debt - All	Include	Include	Include	Include	Include
Building & Site - All	Include	Include	Include	Include	Include
Recreation	Include	Include	Include	Include	

The chart to the left shows the items of tax included in each total school millage rate. See Certified Tax Rates page for listings of these total school millage rates

Jamestown Charter Township

2024 Ad Valorem Taxes

Taxing Entity	Name	Item of Tax	2024 Taxable Valuation	Amount of Tax Mills	Total Tax Mills	Estimate of Tax Dollars	Total Est. Tax Dollars	
County	Ottawa	Operating	634,253,770	3.9000	5.3842	2,473,590	3,414,950	
		E-911	634,253,770	0.4155				263,532
		Parks	634,253,770	0.3133				198,712
		Roads	634,253,770	0.4722				299,495
		Community Mental Health	634,253,770	0.2832				179,621
Township	Jamestown	Operating	634,253,770	1.0005	4.3079	634,571	2,732,303	
		Fire	634,253,770	0.9675				613,641
		Fire Equipment	634,253,770	0.4804				304,696
		Roads	634,253,770	1.4512				920,429
		Library Operating	634,253,770	0.4083				258,966
Library District	None		-		-	-	-	
Authorities	None		-		-	-	-	
School District	Hudsonville	Operating	131,161,334	18.0000		2,360,904	7,277,433	
		Operating- Com. Pers	9,851,700	6.0000				59,110
		Debt	607,853,519	7.0000				4,254,975
		Bldg&Site - All	607,853,519	0.9911				602,444
		Recreation		-				-
School District	Grandville	Operating	5,116,742	18.0000		92,101	262,435	
		Operating-Comm. Pers	227,800	6.0000				1,367
		Debt	26,400,251	5.0500				133,321
		Bldg & Site	26,400,251	1.3502				35,646
		Recreation		-				-
Interm. School	Ottawa	Operating	607,853,519	6.0962			3,705,597	
Interm. School	Kent	Operating	26,400,251	5.4020			142,614	
Comm. College	Grand Rapids	Operating	26,400,251	1.6951			44,751	
State Education	Michigan	Operating	633,748,470	6.0000			3,802,491	

Totals for Taxable Status by School District	Summer	Winter	Total
Hudsonville School District [Non-PRE]	41.9873	5.7921	47.7794
Hudsonville School District [PRE]	23.9873	5.7921	29.7794
Hudsonville School District [Com. Personal]	29.9873	5.7921	35.7794
Hudsonville School District [Ind. Personal]	17.9873	5.7921	23.7794
Grandville School District [Non-PRE]	41.3973	5.7921	47.1894
Grandville School District [PRE]	23.3973	5.7921	29.1894
Grandville School District [Com. Personal]	29.3973	5.7921	35.1894
Grandville School District [Ind. Personal]	17.3973	5.7921	23.1894

Total: 21,382,574

NOTE 1: Industrial personal property is exempt from the 6 mills of State Education Tax and up to 18 mills of local school district operating millage. Commercial personal property is exempt from up to 12 mills of local school district operating millage.

School District - Millage Breakdown

Item of Tax	Principal Residence	Non-Principal Residence	Commercial Personal	Ind. Personal Non-Ren Zone	Ren Zone
Operating		Include			
Operating- Com. Pers.			Include		
Debt - All	Include	Include	Include	Include	Include
Building & Site - All	Include	Include	Include	Include	Include
Recreation	Include	Include	Include	Include	

The chart to the left shows the items of tax included in each total school millage rate. See Certified Tax Rates page for listings of these total school millage rates

Olive Township

2024 Ad Valorem Taxes

Taxing Entity	Name	Item of Tax	2024 Taxable Valuation	Amount of Tax Mills	Total Tax Mills	Estimate of Tax Dollars	Total Est. Tax Dollars
County	Ottawa	Operating	262,637,076	3.9000	5.3842	1,024,285	1,414,091
		E-911	262,637,076	0.4155		109,126	
		Parks	262,637,076	0.3133		82,284	
		Roads	262,637,076	0.4722		124,017	
		Community Mental Health	262,637,076	0.2832		74,379	
Township	Olive	Operating	262,637,076	1.0080	2.2580	264,738	593,034
		Roads	262,637,076	0.0000		0	
		Fire EMS	262,637,076	1.0000		262,637	
		Fire Equipment	262,637,076	0.2500		65,659	
		Library	262,637,076	0.0000		0	
Library District	None		-			-	-
Authorities	None		-			-	-
School District	West Ottawa	Operating	35,312,204	18.0000		635,620	1,514,657
		Operating- Com. Pers	3,216,700	6.0000		19,300	
		Debt	110,369,810	7.5000		827,774	
		Bldg&Site - All	110,369,810	0.2896		31,963	
		Recreation		-		-	
School District	Zeeland	Operating	30,724,299	18.0000		553,037	1,918,948
		Operating-Comm. Pers	519,800	6.0000		3,119	
		Debt	152,267,266	7.4500		1,134,391	
		Bldg & Site	152,267,266	1.0000		152,267	
		Recreation	152,267,266	0.5000		76,134	
Interm. School	Ottawa	Operating	262,637,076	6.0962			1,601,088
Comm. College	None	Operating	-	-			-
State Education	Michigan	Operating	261,154,676	6.0000			1,566,928

Totals for Taxable Status by School District		Summer	Winter	Total
West Ottawa School District	[Non-PRE]	41.7858	3.7422	45.5280
West Ottawa School District	[PRE]	23.7858	3.7422	27.5280
West Ottawa School District	[Com. Personal]	29.7858	3.7422	33.5280
West Ottawa School District	[Ind. Personal]	17.7858	3.7422	21.5280
Zeeland School District	[Non-PRE]	29.4712	17.2172	46.6884
Zeeland School District	[PRE]	20.4712	8.2172	28.6884
Zeeland School District	[Com. Personal]	23.4712	11.2172	34.6884
Zeeland School District	[Ind. Personal]	14.4712	8.2172	22.6884

Total: 8,608,746

NOTE 1: Industrial personal property is exempt from the 6 mills of State Education Tax and up to 18 mills of local school district operating millage. Commercial personal property is exempt from up to 12 mills of local school district operating millage.

School District - Millage Breakdown

Item of Tax	Principal Residence	Non-Principal Residence	Commercial Personal	Ind. Personal Non-Ren Zone	Ren Zone
Operating		Include			
Operating- Com. Pers.			Include		
Debt - All	Include	Include	Include	Include	Include
Building & Site - All	Include	Include	Include	Include	Include
Recreation	Include	Include	Include	Include	

The chart to the left shows the items of tax included in each total school millage rate. See Certified Tax Rates page for listings of these total school millage rates

Park Township

2024 Ad Valorem Taxes

Taxing Entity	Name	Item of Tax	2024 Taxable Valuation	Amount of Tax Mills	Total Tax Mills	Estimate of Tax Dollars	Total Est. Tax Dollars
County	Ottawa	Operating	1,563,270,256	3.9000	5.3842	6,096,754	8,416,960
		E-911	1,563,270,256	0.4155		649,539	
		Parks	1,563,270,256	0.3133		489,773	
		Roads	1,563,270,256	0.4722		738,176	
		Community Mental Health	1,563,270,256	0.2832		442,718	
Township	Park	Operating	1,563,270,256	0.3276	3.3392	512,127	5,220,071
		Parks	1,563,270,256	0.5900		922,329	
		Public Safety	1,563,270,256	1.4751		2,305,980	
		Bike Paths	1,563,270,256	0.3622		566,216	
		West Michigan Airport	1,563,270,256	0.0926		144,759	
		Roads	1,563,270,256	0.4917		768,660	
Library District	Herrick		1,563,270,256	1.3919	1.3919	2,175,916	2,175,916
Authority	Holl Swim Pool	Operating	192,493,531	0.9872	1.8172	190,030	349,800
		Debt	192,493,531	0.8300		159,770	
School District	West Ottawa	Operating	301,021,363	18.0000		5,418,385	16,109,733
		Operating- Com. Pers	2,257,700	6.0000		13,546	
		Debt	1,370,776,725	7.5000		10,280,825	
		Bldg&Site - All	1,370,776,725	0.2896		396,977	
		Recreation		-		-	
School District	Holland	Operating	90,412,808	18.0000		1,627,431	2,764,012
		Operating-Comm. Pers	250,800	6.0000		1,505	
		Debt	192,493,531	4.7300		910,494	
		Bldg & Site	192,493,531	1.1667		224,582	
		Recreation		-		-	
Interm. School	Ottawa	Operating	1,563,270,256	6.0962			9,530,008
Comm. College	None	Operating	-	-			-
State Education	Michigan	Operating	1,563,270,256	6.0000			9,379,622

Totals for Taxable Status by School District		Summer	Winter	Total
West Ottawa School District [Non-PRE]		41.7858	6.2153	48.0011
West Ottawa School District [PRE]		23.7858	6.2153	30.0011
West Ottawa School District [Com. Personal]		29.7858	6.2153	36.0011
West Ottawa School District [Ind. Personal]		17.7858	6.2153	24.0011
Holland School District [Non-PRE]		28.8532	19.0722	47.9254
Holland School District [PRE]		19.8532	10.0722	29.9254
Holland School District [Com. Personal]		22.8532	13.0722	35.9254
Holland School District [Ind. Personal]		13.8532	10.0722	23.9254

Total: 53,946,122

NOTE 1: Industrial personal property is exempt from the 6 mills of State Education Tax and up to 18 mills of local school district operating millage. Commercial personal property is exempt from up to 12 mills of local school district operating millage.

School District - Millage Breakdown

Item of Tax	Principal Residence	Non-Principal Residence	Commercial Personal	Ind. Personal Non-Ren Zone	Ren Zone
Operating		Include			
Operating- Com. Pers.			Include		
Debt - All	Include	Include	Include	Include	Include
Building & Site - All	Include	Include	Include	Include	Include
Recreation	Include	Include	Include	Include	

The chart to the left shows the items of tax included in each total school millage rate. See Certified Tax Rates page for listings of these total school millage rates

Polkton Charter Township

2024 Ad Valorem Taxes

Taxing Entity	Name	Item of Tax	2024 Taxable Valuation	Amount of Tax Mills	Total Tax Mills	Estimate of Tax Dollars	Total Est. Tax Dollars
County	Ottawa	Operating	192,268,746	3.9000	5.3842	749,848	1,035,214
		E-911	192,268,746	0.4155		79,888	
		Parks	192,268,746	0.3133		60,238	
		Roads	192,268,746	0.4722		90,789	
		Community Mental Health	192,268,746	0.2832		54,451	
Township	Polkton	Operating	192,268,746	0.9496	4.1996	182,578	807,451
		Senior Citizen Activities	192,268,746	0.2500		48,067	
		Fire	192,268,746	2.0000		384,537	
		Roads	192,268,746	1.0000		192,269	
Library District	Coopersville	Operating	192,268,746	0.5668	0.7568	108,978	145,509
		Debt	192,268,746	0.1900		36,531	
Authorities	None		-		-	-	-
School District	Coopersville	Operating	30,207,297	17.8308		538,620	2,271,221
		Operating- Com. Pers	704,000	5.8308		4,105	
		Debt	192,268,746	8.9900		1,728,496	
		Bldq&Site - All		-		-	
		Recreation		-		-	
Interm. School	Ottawa	Operating	192,268,746	6.0962			1,172,109
Comm. College	None	Operating	-	-			-
State Education	Michigan	Operating	175,015,346	6.0000			1,050,092

Totals for Taxable Status by School District	Summer	Winter	Total
Coopersville School District [Non-PRE]	10.0900	39.1676	49.2576
Coopersville School District [PRE]	10.0900	21.3368	31.4268
Coopersville School District [Com. Personal]	10.0900	27.1676	37.2576
Coopersville School District [Ind. Personal]	4.0900	21.3368	25.4268

Total: 6,481,596

NOTE 1: Industrial personal property is exempt from the 6 mills of State Education Tax and up to 18 mills of local school district operating millage. Commercial personal property is exempt from up to 12 mills of local school district operating millage.

School District - Millage Breakdown

Item of Tax	Principal Residence	Non-Principal Residence	Commercial Personal	Ind. Personal Non-Ren Zone	Ren Zone
Operating		Include			
Operating- Com. Pers.			Include		
Debt - All	Include	Include	Include	Include	Include
Building & Site - All	Include	Include	Include	Include	Include
Recreation	Include	Include	Include	Include	

The chart to the left shows the items of tax included in each total school millage rate. See Certified Tax Rates page for listings of these total school millage rates

Port Sheldon Township

2024 Ad Valorem Taxes

Taxing Entity	Name	Item of Tax	2024 Taxable Valuation	Amount of Tax Mills	Total Tax Mills	Estimate of Tax Dollars	Total Est. Tax Dollars
County	Ottawa	Operating	592,637,767	3.9000	5.3842	2,311,287	3,190,880
		E-911	592,637,767	0.4155		246,241	
		Parks	592,637,767	0.3133		185,673	
		Roads	592,637,767	0.4722		279,844	
		Community Mental Health	592,637,767	0.2832		167,835	
Township	Port Sheldon	Operating	592,637,767	1.0510	2.3010	622,862	1,363,660
		Fire	592,637,767	1.1000		651,902	
		Library	592,637,767	0.1500		88,896	
Library District	Loutit	Operating	258,447,500	0.9410	1.0560	243,199	272,920
		Debt	258,447,500	0.1150		29,721	
Authorities	None		-		-	-	-
School District	Grand Haven	Operating	108,912,250	18.0000		1,960,421	2,047,563
		Operating- Com. Pers	309,000	6.0000		1,854	
		Debt	258,447,500	0.3300		85,288	
		Bldg&Site - All		-		-	
		Recreation		-		-	
School District	West Ottawa	Operating	72,779,687	18.0000		1,310,034	3,921,609
		Operating-Comm. Pers	1,394,300	6.0000		8,366	
		Debt	334,190,267	7.5000		2,506,427	
		Bldg & Site	334,190,267	0.2896		96,782	
		Recreation		-		-	
Interm. School	Ottawa	Operating	592,637,767	6.0962			3,612,838
Comm. College	None	Operating	-	-			-
State Education	Michigan	Operating	560,023,267	6.0000			3,360,140

Totals for Taxable Status by School District		Summer	Winter	Total
Grand Haven School District	[Non-PRE]	34.3262	4.8412	39.1674
Grand Haven School District	[PRE]	16.3262	4.8412	21.1674
Grand Haven School District	[Com. Personal]	22.3262	4.8412	27.1674
Grand Haven School District	[Ind. Personal]	10.3262	4.8412	15.1674
West Ottawa School District	[Non-PRE]	41.7858	3.7852	45.5710
West Ottawa School District	[PRE]	23.7858	3.7852	27.5710
West Ottawa School District	[Com. Personal]	29.7858	3.7852	33.5710
West Ottawa School District	[Ind. Personal]	17.7858	3.7852	21.5710

Total: 17,769,610

NOTE 1: Industrial personal property is exempt from the 6 mills of State Education Tax and up to 18 mills of local school district operating millage. Commercial personal property is exempt from up to 12 mills of local school district operating millage.

School District - Millage Breakdown

Item of Tax	Principal Residence	Non-Principal Residence	Commercial Personal	Ind. Personal Non-Ren Zone	Ren Zone
Operating		Include			
Operating- Com. Pers.			Include		
Debt - All	Include	Include	Include	Include	Include
Building & Site - All	Include	Include	Include	Include	Include
Recreation	Include	Include	Include	Include	

The chart to the left shows the items of tax included in each total school millage rate. See Certified Tax Rates page for listings of these total school millage rates

Robinson Township

2024 Ad Valorem Taxes

Taxing Entity	Name	Item of Tax	2024 Taxable Valuation	Amount of Tax Mills	Total Tax Mills	Estimate of Tax Dollars	Total Est. Tax Dollars
County	Ottawa	Operating	360,015,829	3.9000	5.3842	1,404,062	1,938,397
		E-911	360,015,829	0.4155		149,587	
		Parks	360,015,829	0.3133		112,793	
		Roads	360,015,829	0.4722		169,999	
		Community Mental Health	360,015,829	0.2832		101,956	
Township	Robinson	Operating	360,015,829	1.0023	3.3976	360,844	1,223,190
		Fire	360,015,829	1.4652		527,495	
		Roads	360,015,829	0.9301		334,851	
Library District	Loutit	Operating	360,015,829	0.9410	1.0560	338,775	380,177
		Debt	360,015,829	0.1150		41,402	

Authorities	None		-		-	-	-
-------------	-------------	--	---	--	---	---	---

School District	Grand Haven	Operating	40,985,368	18.0000		737,737	845,903
		Operating- Com. Pers	1,212,000	6.0000		7,272	
		Debt	305,740,677	0.3300		100,894	
		Bldg&Site - All Recreation		-		-	

School District	Zeeland	Operating	8,336,308	18.0000		150,054	639,172
		Operating-Comm. Pers	559,100	6.0000		3,355	
		Debt	54,275,152	7.4500		404,350	
		Bldg & Site Recreation	54,275,152	1.0000 0.5000		54,275 27,138	

Interm. School	Ottawa	Operating	360,015,829	6.0962			2,194,728
----------------	---------------	-----------	-------------	--------	--	--	-----------

Comm. College	None	Operating	-	-			-
---------------	-------------	-----------	---	---	--	--	---

State Education	Michigan	Operating	360,015,829	6.0000			2,160,095
-----------------	-----------------	-----------	-------------	--------	--	--	-----------

Totals for Taxable Status by School District	Summer	Winter	Total
Grand Haven School District [Non-PRE]	34.3262	5.9378	40.2640
Grand Haven School District [PRE]	16.3262	5.9378	22.2640
Grand Haven School District [Com. Personal]	22.3262	5.9378	28.2640
Grand Haven School District [Ind. Personal]	10.3262	5.9378	16.2640
Zeeland School District [Non-PRE]	29.4712	19.4128	48.8840
Zeeland School District [PRE]	20.4712	10.4128	30.8840
Zeeland School District [Com. Personal]	23.4712	13.4128	36.8840
Zeeland School District [Ind. Personal]	14.4712	10.4128	24.8840

Total: 9,381,662

NOTE 1: Industrial personal property is exempt from the 6 mills of State Education Tax and up to 18 mills of local school district operating millage. Commercial personal property is exempt from up to 12 mills of local school district operating millage.

School District - Millage Breakdown

Item of Tax	Principal Residence	Non-Principal Residence	Commercial Personal	Ind. Personal Non-Ren Zone	Ren Zone
Operating		Include			
Operating- Com. Pers.			Include		
Debt - All	Include	Include	Include	Include	Include
Building & Site - All	Include	Include	Include	Include	Include
Recreation	Include	Include	Include	Include	

The chart to the left shows the items of tax included in each total school millage rate. See Certified Tax Rates page for listings of these total school millage rates

Spring Lake Township and Village

2024 Ad Valorem Taxes

Taxing Entity	Name	Item of Tax	2024 Taxable Valuation	Amount of Tax Mills	Total Tax Mills	Estimate of Tax Dollars	Total Est. Tax Dollars	
County	Ottawa	Operating	1,126,466,113	3.9000	5.3842	4,393,218	6,065,119	
		E-911	1,126,466,113	0.4155				468,047
		Parks	1,126,466,113	0.3133				352,922
		Roads	1,126,466,113	0.4722				531,917
		Community Mental Health	1,126,466,113	0.2832				319,015
Township	Spring Lake	Operating	1,126,466,113	0.7500	2.8061	844,850	3,160,977	
		Museum	1,126,466,113	0.2385				268,662
		Bike Path	1,126,466,113	0.9900				1,115,201
		Aging Council	1,126,466,113	0.2276				256,384
		Transportation	1,126,466,113	0.6000				675,880
Library District	Spring Lake	Operating	1,126,466,113	1.4655	1.4655	1,650,836	1,650,836	
Authorities	None		-	-	-	-	-	
School District	Spring Lake	Operating	213,267,452	17.9894		3,836,554	9,946,934	
		Operating- Com. Pers	5,093,900	5.9894				30,509
		* Debt	868,553,061	7.0000				6,079,871
		Bldg&Site - All	-	-				-
		Recreation	-	-				-
School District	Grand Haven	Operating	68,000,954	18.0000		1,224,017	1,308,314	
		Operating-Comm. Pers	3,787,900	6.0000				22,727
		Debt	186,576,262	0.3300				61,570
		Bldg & Site	-	-				-
		Recreation	-	-				-
School District	Fruitport	Operating	17,945,604	17.9302		321,768	814,001	
		Operating-Comm. Pers	1,600	5.9302				9
		Debt	71,336,790	6.9000				492,224
		Bldg & Site	-	-				-
		Recreation	-	-				-
Interm. School	Ottawa	Operating	1,055,129,323	5.2346	6.0962	5,523,180	6,432,279	
		* Enhanced	1,055,129,323	0.8616				909,099
Interm. School	Muskegon	Operating	71,336,790	4.6382		330,874	330,874	
Comm. College	None	Operating	-	-		-	-	
State Education	Michigan	Operating	1,125,925,013	6.0000			6,755,550	
Village	Spring Lake	Operating	188,868,246	9.8500	10.3600	1,860,352	1,956,675	
		Debt	188,868,246	0.5100				96,323

Totals for Taxable Status by School District	Summer	Winter	Total
Spring Lake School District [Non-PRE]	40.9856	5.7558	46.7414
Spring Lake School District [PRE]	22.9962	5.7558	28.7520
Spring Lake School District [Com. Personal]	28.9856	5.7558	34.7414
Spring Lake School District [Ind. Personal]	16.9962	5.7558	22.7520
Spring Lake School District [Non-PRE] in Village	51.3456	5.7558	57.1014
Spring Lake School District [PRE] in Village	33.3562	5.7558	39.1120
Spring Lake School District [Com. Personal] in Village	39.3456	5.7558	45.1014
Spring Lake School District [Ind. Personal] in Village	27.3562	5.7558	33.1120
Grand Haven School District [Non-PRE]	34.3262	5.7558	40.0820
Grand Haven School District [PRE]	16.3262	5.7558	22.0820
Grand Haven School District [Com. Personal]	22.3262	5.7558	28.0820
Grand Haven School District [Ind. Personal]	10.3262	5.7558	16.0820
Fruitport School District [Non-PRE]	39.3684	5.7558	45.1242
Fruitport School District [PRE]	21.4382	5.7558	27.1940
Fruitport School District [Com. Personal]	27.3684	5.7558	33.1242
Fruitport School District [Ind. Personal]	15.4382	5.7558	21.1940

Township Total excluding Village Tax: **36,464,884**

Village Only Total: **1,956,675**

NOTE 1: Industrial personal property is exempt from the 6 mills of State Education Tax and up to 18 mills of local school district operating millage. Commercial personal property is exempt from up to 12 mills of local school district operating millage.

NOTE 2: Includes Senior/Disabled housing properties with a frozen taxable value, taxed at a frozen millage rate. Estimate tax dollars are computed here & by the State using the normal millage rates.

* Includes Renaissance Zone.

(Qualified Special Assessment)	Fire District	1,108,621,327	1.5000	1,662,932
--------------------------------	---------------	---------------	--------	-----------

Township Total excluding Village Tax Plus Special: **38,127,816**

School District - Millage Breakdown

Item of Tax	Principal Residence	Non-Principal Residence	Commercial Personal	Ind. Personal Non-Ren Zone	Ren Zone
Operating		Include			
Operating- Com. Pers.			Include		
Debt - All	Include	Include	Include	Include	Include
Building & Site - All	Include	Include	Include	Include	Include
Recreation	Include	Include	Include	Include	

The chart to the left shows the items of tax included in each total school millage rate. See Certified Tax Rates page for listings of these total school millage rates

Tallmadge Charter Township

2024 Ad Valorem Taxes

Taxing Entity	Name	Item of Tax	2024 Taxable Valuation	Amount of Tax Mills	Total Tax Mills	Estimate of Tax Dollars	Total Est. Tax Dollars
County	Ottawa	Operating	511,682,230	3.9000	5.3842	1,995,561	2,754,999
		E-911	511,682,230	0.4155		212,604	
		Parks	511,682,230	0.3133		160,310	
		Roads	511,682,230	0.4722		241,616	
		Community Mental Health	511,682,230	0.2832		144,908	
Township	Tallmadge	Operating	511,682,230	0.9997	2.7856	511,529	1,425,342
		Fire	511,682,230	0.2426		124,134	
		Police & Fire	511,682,230	1.2446		636,840	
		Library	511,682,230	0.2987		152,839	
Library District	None						
Authorities	None						
School District	Coopersville	Operating	17,547,256	17.8308		312,882	1,896,446
		Operating- Com. Pers	452,400	5.8308		2,638	
		Debt-All	175,853,869	8.9900		1,580,926	
		Bldg&Site - All	-	-		-	
		Recreation	-	-		-	
School District	Grandville	Operating	82,723,207	18.0000		1,489,018	2,998,234
		Operating-Comm. Pers	3,292,700	6.0000		19,756	
		* Debt	232,720,732	5.0500		1,175,240	
		* Bldg & Site	232,720,732	1.3502		314,220	
		Recreation	-	-		-	
School District	Kenowa Hills	Operating	25,901,882	18.0000		466,234	952,591
		Operating-Comm. Pers	807,400	6.0000		4,844	
		* Debt	103,107,629	4.6700		481,513	
		Bldg & Site	-	-		-	
Recreation	-	-	-				
Intern. School	Ottawa	Operating	175,853,869	6.0962	6.0962	1,072,040	1,072,040
Intern. School	Kent	Operating	335,828,361	4.5442	5.4020	1,526,071	1,814,145
		* Enhanced	335,828,361	0.8578			
Comm. College	Grand Rapids	Operating	335,828,361	1.6951			569,263
State Education	Michigan	Operating	510,890,430	6.0000			3,065,343

Totals for Taxable Status by School District	Summer	Winter	Total
Coopersville School District [Non-PRE]	9.9000	37.1868	47.0868
Coopersville School District [PRE]	9.9000	19.3560	29.2560
Coopersville School District [Com. Personal]	9.9000	25.1868	35.0868
Coopersville School District [Ind. Personal]	3.9000	19.3560	23.2560
Grandville School District [Non-PRE]	41.3973	4.2698	45.6671
Grandville School District [PRE]	23.3973	4.2698	27.6671
Grandville School District [Com. Personal]	29.3973	4.2698	33.6671
Grandville School District [Ind. Personal]	17.3973	4.2698	21.6671
Kenowa Hills School District [Non-PRE]	39.6671	4.2698	43.9369
Kenowa Hills School District [PRE]	21.6671	4.2698	25.9369
Kenowa Hills School District [Com. Personal]	27.6671	4.2698	31.9369
Kenowa Hills School District [Ind. Personal]	15.6671	4.2698	19.9369

Total: 16,548,403

NOTE 1: Industrial personal property is exempt from the 6 mills of State Education Tax and up to 18 mills of local school district operating millage. Commercial personal property is exempt from up to 12 mills of local school district operating millage.

* Includes Renaissance Zone.

School District - Millage Breakdown

Item of Tax	Principal Residence	Non-Principal Residence	Commercial Personal	Ind. Personal Non-Ren Zone	Ren Zone
Operating		Include			
Operating- Com. Pers.			Include		
Debt - All	Include	Include	Include	Include	Include
Building & Site - All	Include	Include	Include	Include	Include
Recreation	Include	Include	Include	Include	

The chart to the left shows the items of tax included in each total school millage rate. See Certified Tax Rates page for listings of these total school millage rates

Wright Township

2024 Ad Valorem Taxes

Taxing Entity	Name	Item of Tax	2024 Taxable Valuation	Amount of Tax Mills	Total Tax Mills	Estimate of Tax Dollars	Total Est. Tax Dollars				
County	Ottawa	Operating	205,522,092	3.9000	5.3842	801,536	1,106,572				
		E-911	205,522,092	0.4155		85,394					
		Parks	205,522,092	0.3133		64,390					
		Roads	205,522,092	0.4722		97,048					
		Community Mental Health	205,522,092	0.2832		58,204					
Township	Wright	Operating	205,522,092	1.0132	3.1117	208,235	639,523				
		Fire Equipment	205,522,092	0.7846		161,253					
		Senior Citizen Services	205,522,092	0.1192		24,498					
		Fire	205,522,092	1.1947		245,537					
Library District	Coopersville	Operating	205,522,092	0.5668	0.7568	116,490	155,539				
		Debt	205,522,092	0.1900		39,049					
Authorities None											
School District	Coopersville	Operating	30,272,209	17.8308		539,778	1,859,864				
		Operating- Com. Pers	4,685,200	5.8308		27,318					
		Debt	143,800,675	8.9900		1,292,768					
		Bldg&Site - All Recreation	-	-		-					
School District	Kenowa Hills	Operating	23,788,455	18.0000		428,192	726,982				
		Operating-Comm. Pers	5,521,700	6.0000		33,130					
		Debt	56,886,556	4.6700		265,660					
		Bldg & Site Recreation	-	-		-					
School District	Sparta	Operating	557,791	18.0000		10,040	49,444				
		Operating-Comm. Pers	0	6.0000		0					
		Debt	4,834,861	7.0000		33,844					
		Bldg & Site Recreation	4,834,861	1.1500		5,560					
Interm. School	Ottawa	Operating	143,800,675	6.0962		876,638	876,638				
		Interm. School	Kent	Operating		61,721,417		4.5442	5.4020	280,474	333,419
				Enhanced		61,721,417		0.8578	52,945		
Comm. College	Grand Rapids	Operating	61,721,417	1.6951			104,624				
State Education	Michigan	Operating	204,957,092	6.0000			1,229,743				

Totals for Taxable Status by School District	Summer	Winter	Total
Coopersville School District [Non-PRE]	10.0900	38.0797	48.1697
Coopersville School District [PRE]	10.0900	20.2489	30.3389
Coopersville School District [Com. Personal]	10.0900	26.0797	36.1697
Coopersville School District [Ind. Personal]	4.0900	20.2489	24.3389
Kenowa Hills School District [Non-PRE]	39.8571	5.1627	45.0198
Kenowa Hills School District [PRE]	21.8571	5.1627	27.0198
Kenowa Hills School District [Com. Personal]	27.8571	5.1627	33.0198
Kenowa Hills School District [Ind. Personal]	15.8571	5.1627	21.0198
Sparta School District [Non-PRE]	30.2621	18.2377	48.4998
Sparta School District [PRE]	21.2621	9.2377	30.4998
Sparta School District [Com. Personal]	24.2621	12.2377	36.4998
Sparta School District [Ind. Personal]	15.2621	9.2377	24.4998

Total: 7,082,348

NOTE 1: Industrial personal property is exempt from the 6 mills of State Education Tax and up to 18 mills of local school district operating millage. Commercial personal property is exempt from up to 12 mills of local school district operating millage.

School District - Millage Breakdown

Item of Tax	Principal Residence	Non-Principal Residence	Commercial Personal	Ind. Personal Non-Res Zone	Res Zone
Operating		Include			
Operating- Com. Pers.			Include		
Debt - All	Include	Include	Include	Include	Include
Building & Site - All	Include	Include	Include	Include	Include
Recreation	Include	Include	Include	Include	

The chart to the left shows the items of tax included in each total school millage rate. See Certified Tax Rates page for listings of these total school millage rates

Zeeland Charter Township

2024 Ad Valorem Taxes

Taxing Entity	Name	Item of Tax	2024 Taxable Valuation	Amount of Tax Mills	Total Tax Mills	Estimate of Tax Dollars	Total Est. Tax Dollars
County	Ottawa	Operating	610,296,719	3.9000	5.3842	2,380,157	3,285,959
		E-911	610,296,719	0.4155		253,578	
		Parks	610,296,719	0.3133		191,206	
		Roads	610,296,719	0.4722		288,182	
		Community Mental Health	610,296,719	0.2832		172,836	
Township	Zeeland	Operating	610,296,719	2.7500	5.6772	1,678,316	3,464,777
		Fire	610,296,719	0.9667		589,974	
		Fire Oper & Equipment	610,296,719	0.9938		606,513	
		Roads	610,296,719	0.0000		0	
		Roads	610,296,719	0.9667		589,974	
Library District	None				-	-	-
Authorities	None				-	-	-
School District	Zeeland	Operating	132,567,662	18.0000		2,386,218	7,608,198
		Operating- Com. Pers	10,051,200	6.0000		60,307	
		Debt	576,723,201	7.4500		4,296,588	
		Bldg&Site - All	576,723,201	1.0000		576,723	
		Recreation	576,723,201	0.5000		288,362	
School District	Hudsonville	Operating	9,276,511	18.0000		166,977	438,251
		Operating-Comm. Pers	497,400	6.0000		2,984	
		Debt	33,573,518	7.0000		235,015	
		Bldg & Site	33,573,518	0.9911		33,275	
		Recreation		-		-	
Interm. School	Ottawa	Operating	610,296,719	6.0962			3,720,491
Comm. College	None	Operating	-	-			-
State Education	Michigan	Operating	608,496,619	6.0000			3,650,980

Totals for Taxable Status by School District	Summer	Winter	Total
Zeeland School District [Non-PRE]	29.4712	20.6364	50.1076
Zeeland School District [PRE]	20.4712	11.6364	32.1076
Zeeland School District [Com. Personal]	23.4712	14.6364	38.1076
Zeeland School District [Ind. Personal]	14.4712	11.6364	26.1076
Hudsonville School District [Non-PRE]	41.9873	7.1614	49.1487
Hudsonville School District [PRE]	23.9873	7.1614	31.1487
Hudsonville School District [Com. Personal]	29.9873	7.1614	37.1487
Hudsonville School District [Ind. Personal]	17.9873	7.1614	25.1487

Total: 22,168,656

NOTE 1: Industrial personal property is exempt from the 6 mills of State Education Tax and up to 18 mills of local school district operating millage. Commercial personal property is exempt from up to 12 mills of local school district operating millage.

School District - Millage Breakdown

Item of Tax	Principal Residence	Non-Principal Residence	Commercial Personal	Ind. Personal Non-Ren Zone	Ren Zone
Operating		Include			
Operating- Com. Pers.			Include		
Debt - All	Include	Include	Include	Include	Include
Building & Site - All	Include	Include	Include	Include	Include
Recreation	Include	Include	Include	Include	

The chart to the left shows the items of tax included in each total school millage rate. See Certified Tax Rates page for listings of these total school millage rates

Coopersville City

2024 Ad Valorem Taxes

Taxing Entity	Name	Item of Tax	2024 Taxable Valuation	Amount of Tax Mills	Total Tax Mills	Estimate of Tax Dollars	Total Est. Tax Dollars
County	Ottawa	Operating	192,610,925	3.9000	5.3842	751,183	1,037,056
		E-911	192,610,925	0.4155		80,030	
		Parks	192,610,925	0.3133		60,345	
		Roads	192,610,925	0.4722		90,951	
		Community Mental Health	192,610,925	0.2832		54,547	
City	Coopersville	Charter-Operating	192,610,925	13.0000	13.2379	2,503,942	2,549,764
		Aging Council	192,610,925	0.2379		45,822	
Library District	Coopersville	Operating	192,610,925	0.5668	0.7568	109,172	145,768
		Debt	192,610,925	0.1900		36,596	
Authorities	None				-	-	-
School District	Coopersville	Operating	95,076,431	17.8308		1,695,289	3,468,719
		Operating- Com. Pers	7,178,700	5.8308		41,858	
		Debt	192,610,925	8.9900		1,731,572	
		Bldg&Site - All		-		-	
Recreation		-	-				
Interm. School	Ottawa	Operating	192,610,925	5.2346	6.0962	1,008,241	1,174,195
		Enhanced	192,610,925	0.8616		165,954	
Comm. College	None	Operating	-	-			-
State Education	Michigan	Operating	192,061,425	6.0000			1,152,369

Totals for Taxable Status by School District	Summer	Winter	Total
Coopersville School District [Non-PRE]	23.3279	34.9680	58.2959
Coopersville School District [PRE]	23.3279	17.1372	40.4651
Coopersville School District [Com. Personal]	23.3279	22.9680	46.2959
Coopersville School District [Ind. Personal]	17.3279	17.1372	34.4651

Total: 9,527,871

NOTE 1: Industrial personal property is exempt from the 6 mills of State Education Tax and up to 18 mills of local school district operating millage. Commercial personal property is exempt from up to 12 mills of local school district operating millage.

NOTE 2: Includes Senior/Disabled housing properties with a frozen taxable value, taxed at a frozen millage rate. Estimate tax dollars are computed here & by the State using the normal millage rates.

School District - Millage Breakdown

Item of Tax	Principal Residence	Non-Principal Residence	Commercial Personal	Ind. Personal Non-Ren Zone	Ren Zone
Operating		Include			
Operating- Com. Pers.			Include		
Debt - All	Include	Include	Include	Include	Include
Building & Site - All	Include	Include	Include	Include	Include
Recreation	Include	Include	Include	Include	

The chart to the left shows the items of tax included in each total school millage rate. See Certified Tax Rates page for listings of these total school millage rates

Ferrysburg City

2024 Ad Valorem Taxes

Taxing Entity	Name	Item of Tax	2024 Taxable Valuation	Amount of Tax Mills	Total Tax Mills	Estimate of Tax Dollars	Total Est. Tax Dollars
County	Ottawa	Operating	260,508,139	3.9000	5.3842	1,015,982	1,402,628
		E-911	260,508,139	0.4155		108,241	
		Parks	260,508,139	0.3133		81,617	
		Roads	260,508,139	0.4722		123,012	
		Community Mental Health	260,508,139	0.2832		73,776	
City	Ferrysburg	Charter-Operating	260,508,139	7.4368	9.8058	1,937,347	2,554,492
		Vehicles	260,508,139	0.4792		124,836	
		Museum	260,508,139	0.2313		60,256	
		Aging Council	260,508,139	0.2207		57,494	
		Bike Paths	260,508,139	0.0000		0	
		Street Millage	260,508,139	1.4378		374,559	
Library District	Loutit	Operating	260,508,139	0.9410	1.0560	245,138	275,096
		Debt	260,508,139	0.1150		29,958	
Authorities	None				-	-	-
School District	Grand Haven	Operating	92,140,265	18.0000		1,658,525	1,751,114
		Operating- Com. Pers	1,103,500	6.0000		6,621	
		Debt	260,508,139	0.3300		85,968	
Interm. School	Ottawa	Operating	260,508,139	6.0962			1,588,110
Comm. College	None	Operating	-	-			-
State Education	Michigan	Operating	260,415,839	6.0000			1,562,495

	Summer	Winter	Total
Grand Haven School District [Non-PRE]	45.0730	1.5992	46.6722
Grand Haven School District [PRE]	27.0730	1.5992	28.6722
Grand Haven School District [Com. Personal]	33.0730	1.5992	34.6722
Grand Haven School District [Ind. Personal]	21.0730	1.5992	22.6722

Total: **9,133,935**

NOTE: Industrial personal property is exempt from the 6 mills of State Education Tax, and up to 18 mills of local school district operating millage. Commercial personal property is exempt from up to 12 mills of local school district operating millage.

School District - Millage Breakdown

Item of Tax	Principal Residence	Non-Principal Residence	Commercial Personal	Ind. Personal Non-Ren Zone	Ren Zone
Operating		Include			
Operating- Com. Pers.			Include		
Debt - All	Include	Include	Include	Include	Include
Building & Site - All	Include	Include	Include	Include	Include
Recreation	Include	Include	Include	Include	

The chart to the left shows the items of tax included in each total school millage rate. See Certified Tax Rates page for listings of these total school millage rates

Grand Haven City

2024 Ad Valorem Taxes

Taxing Entity	Name	Item of Tax	2024 Taxable Valuation	Amount of Tax Mills	Total Tax Mills	Estimate of Tax Dollars	Total Est. Tax Dollars
County	Ottawa	Operating	841,965,792	3.9000	5.3842	3,283,667	4,533,313
		E-911	841,965,792	0.4155		349,837	
		Parks	841,965,792	0.3133		263,788	
		Roads	841,965,792	0.4722		397,576	
		Community Mental Health	841,965,792	0.2832		238,445	
City	Grand Haven	Charter-Operating	841,965,792	10.5535	14.4620	8,885,686	12,176,509
		Transportation	841,965,792	0.6000		505,179	
		Museum	841,965,792	0.2293		193,063	
		Aging Council	841,965,792	0.2257		190,032	
		Infrastructure	841,965,792	0.9535		802,814	
		Debt	841,965,792	1.9000		1,599,735	
Library District	Loutit	Operating	841,965,792	0.9410	1.0560	792,290	889,116
		Debt	841,965,792	0.1150		96,826	
Authority *	MSDDA	Operating	88,227,990	1.6043			141,544
School District	Grand Haven	Operating	442,508,683	18.0000		7,965,156	8,322,834
		Operating- Com. Pers.	13,304,900	6.0000		79,829	
		Debt	841,965,792	0.3300		277,849	
		Bldg&Site - All		-		-	
		Recreation		-		-	
Interm. School	Ottawa	Operating	841,965,792	6.0962			5,132,792
Comm. College	None	Operating	-	-			-
State Education	Michigan	Operating	839,315,292	6.0000			5,035,892

* Totals for Taxable Status by School District	Summer	Winter	Total
Grand Haven School District [Non-PRE]	49.7292	1.5992	51.3284
Grand Haven School District [PRE]	31.7292	1.5992	33.3284
Grand Haven School District [Com. Personal]	37.7292	1.5992	39.3284
Grand Haven School District [Ind. Personal]	25.7292	1.5992	27.3284

Total: 36,232,000

* Millage totals listed above do not include the MSDDA amount as that millage is only spread in a portion of the city.

NOTE: Industrial personal property is exempt from the 6 mills of State Education Tax, and up to 18 mills of local school district operating millage. Commercial personal property is exempt from up to 12 mills of local school district operating millage.

School District - Millage Breakdown

Item of Tax	Principal Residence	Non-Principal Residence	Commercial Personal	Ind. Personal Non-Ren Zone	Ren Zone
Operating		Include			
Operating- Com. Pers.			Include		
Debt - All	Include	Include	Include	Include	Include
Building & Site - All	Include	Include	Include	Include	Include
Recreation	Include	Include	Include	Include	

The chart to the left shows the items of tax included in each total school millage rate. See Certified Tax Rates page for listings of these total school millage rates

Holland City

2024 Ad Valorem Taxes

Taxing Entity	Name	Item of Tax	2024 Taxable Valuation	Amount of Tax Mills	Total Tax Mills	Estimate of Tax Dollars	Total Est. Tax Dollars
County	Ottawa	Operating	1,079,897,953	3.9000	5.3842	4,211,602	5,814,387
		E-911	1,079,897,953	0.4155			
		Parks	1,079,897,953	0.3133			
		Roads	1,079,897,953	0.4722			
		Community Mental Health	1,079,897,953	0.2832			
City	Holland	Charter-Operating	1,079,897,953	13.7765	15.0492	14,877,214	16,251,601
		Debt - Broadband	1,079,897,953	1.1800			
		West Michigan Airport	1,079,897,953	0.0927			
Library District	Herrick	Operating	1,079,897,953	1.3919			1,503,110
Authority	Holl Swim Pool	Operating	1,079,888,453	0.9872	1.8172	1,066,066	1,962,373
		* Debt	1,079,888,453	0.8300			
Authority	MAX Transport	Operating	1,079,897,953	0.3912			422,456
Authority	Holland DDA	Operating	180,364,666	1.5907			286,906
School District	Holland	Operating	445,283,415	18.0000		8,015,101	14,547,176
		Operating- Com. Pers	27,382,800	6.0000			
		* Debt	1,079,888,453	4.7300			
		* Bldg&Site - All	1,079,888,453	1.1667			
		Recreation	-	-			
School District	Zeeland	Operating	9,500	18.0000		171	257
		Operating-Comm. Pers	0	6.0000			
		Debt	9,500	7.4500			
		Bldg & Site	9,500	1.0000			
		Recreation	9,500	0.5000			
Interm. School	Ottawa	Operating	1,079,897,953	5.2346	6.0962	5,652,834	6,583,274
		* Enhanced	1,079,897,953	0.8616			
Comm. College	None	Operating	-	-			-
State Education	Michigan	Operating	1,076,399,453	6.0000			6,458,397

Totals for Taxable Status by School District	Summer	Winter	Total
Holland School District [Non-PRE]	58.5424	1.4842	60.0266
Holland School District [PRE]	40.5424	1.4842	42.0266
Holland School District [Com. Personal]	46.5424	1.4842	48.0266
Holland School District [Ind. Personal]	34.5424	1.4842	36.0266
Zeeland School District [Non-PRE]	32.8285	28.4342	61.2627
Zeeland School District [PRE]	32.8285	10.4342	43.2627
Zeeland School District [Com. Personal]	32.8285	16.4342	49.2627
Zeeland School District [Ind. Personal]	26.8285	10.4342	37.2627

Millage totals listed above do not include the Holland DDA amount, that millage is only spread in a portion of the city.

Total: 53,829,937

* Includes Renaissance Zone.

NOTE 1: Industrial personal property is exempt from the 6 mills of State Education Tax and up to 18 mills of local school district operating millage. Commercial personal property is exempt from up to 12 mills of local school district operating millage.

NOTE 2: Includes Senior/Disabled housing properties with a frozen taxable value, taxed at a frozen millage rate. Estimate tax dollars are computed here & by the State using the normal millage rates.

School District - Millage Breakdown

Item of Tax	Principal Residence	Non-Principal Residence	Commercial Personal	Ind. Personal Non-Ren Zone	Ren Zone
Operating		Include			
Operating- Com. Pers.			Include		
Debt - All	Include	Include	Include	Include	Include
Building & Site - All	Include	Include	Include	Include	Include
Recreation	Include	Include	Include	Include	

The chart to the left shows the items of tax included in each total school millage rate. See Certified Tax Rates page for listings of these total school millage rates

Hudsonville City

2024 Ad Valorem Taxes

Taxing Entity	Name	Item of Tax	2024 Taxable Valuation	Amount of Tax Mills	Total Tax Mills	Estimate of Tax Dollars	Total Est. Tax Dollars
County	Ottawa	Operating	342,110,756	3.9000	5.3842	1,334,232	1,841,993
		E-911	342,110,756	0.4155		142,147	
		Parks	342,110,756	0.3133		107,183	
		Roads	342,110,756	0.4722		161,545	
		Community Mental Health	342,110,756	0.2832		96,886	
City	Hudsonville	Charter-Operating	342,110,756	11.2303	11.2303		3,842,006
Library District	None					-	-
Authority **	Hudsonville DDA	Operating	20,479,334	1.0000			20,479
School District	Hudsonville	Operating	129,852,907	18.0000		2,337,352	5,113,854
		Operating- Com. Pers	7,110,200	6.0000		42,661	
		* Debt	342,110,756	7.0000		2,394,775	
		* Bldg&Site - All	342,110,756	0.9911		339,066	
		Recreation		-		-	
Interm. School	Ottawa	Operating	342,110,756	5.2346	6.0962	1,790,813	2,085,576
		* Enhanced	342,110,756	0.8616		294,763	
Comm. College	None	Operating	-	-		-	-
State Education	Michigan	Operating	340,036,356	6.0000			2,040,218

** Totals for Taxable Status by School District	Summer	Winter	Total
Hudsonville School District [Non-PRE]	53.2176	1.4842	54.7018
Hudsonville School District [PRE]	35.2176	1.4842	36.7018
Hudsonville School District [Com. Personal]	41.2176	1.4842	42.7018
Hudsonville School District [Ind. Personal]	29.2176	1.4842	30.7018

Total: 14,944,126

** Millage totals listed above do not include the DDA amount, that millage is only spread in a portion of the city.

* Includes Renaissance Zone.

NOTE: Industrial personal property is exempt from the 6 mills of State Education Tax, and up to 18 mills of local school district operating millage. Commercial personal property is exempt from up to 12 mills of local school district operating millage

School District - Millage Breakdown

Item of Tax	Principal Residence	Non-Principal Residence	Commercial Personal	Ind. Personal Non-Ren Zone	Ren Zone
Operating		Include			
Operating- Com. Pers.			Include		
Debt - All	Include	Include	Include	Include	Include
Building & Site - All	Include	Include	Include	Include	Include
Recreation	Include	Include	Include	Include	

The chart to the left shows the items of tax included in each total school millage rate. See Certified Tax Rates page for listings of these total school millage rates

Zeeland City

2024 Ad Valorem Taxes

Taxing Entity	Name	Item of Tax	2024 Taxable Valuation	Amount of Tax Mills	Total Tax Mills	Estimate of Tax Dollars	Total Est. Tax Dollars
County	Ottawa	Operating	569,070,481	3.9000	5.3842	2,219,375	3,063,990
		E-911	569,070,481	0.4155		236,449	
		Parks	569,070,481	0.3133		178,290	
		Roads	569,070,481	0.4722		268,715	
		Community Mental Health	569,070,481	0.2832		161,161	
City	Zeeland	Charter-Oper	569,070,481	11.1354	11.2347	6,336,827	6,393,336
		West Michigan Airport	569,070,481	0.0993		56,509	
Library District	None						
Authorities	None						
School District	Zeeland	Operating	309,144,518	18.0000		5,564,601	10,714,937
		Operating- Com. Pers	9,526,000	6.0000		57,156	
		Debt	569,070,481	7.4500		4,239,575	
		Bldg&Site - All	569,070,481	1.0000		569,070	
		Recreation	569,070,481	0.5000		284,535	
Interm. School	Ottawa	Operating	569,070,481	6.0962			3,469,167
Comm. College	None	Operating	-	-			-
State Education	Michigan	Operating	469,657,981	6.0000			2,817,948

Totals for Taxable Status by School District	Summer	Winter	Total
Zeeland School District [Non-PRE]	54.1809	1.4842	55.6651
Zeeland School District [PRE]	36.1809	1.4842	37.6651
Zeeland School District [Com. Personal]	42.1809	1.4842	43.6651
Zeeland School District [Ind. Personal]	30.1809	1.4842	31.6651

Total: 26,459,378

NOTE 1: Industrial personal property is exempt from the 6 mills of State Education Tax and up to 18 mills of local school district operating millage. Commercial personal property is exempt from up to 12 mills of local school district operating millage.

NOTE 2: Includes Senior/Disabled housing properties with a frozen taxable value, taxed at a frozen millage rate. Estimate tax dollars are computed here & by the State using the normal millage rates.

*** Industrial personal property in Zeeland School district does not include amount for Consumers power plant

School District - Millage Breakdown

Item of Tax	Principal Residence	Non-Principal Residence	Commercial Personal	Ind. Personal Non-Ren Zone	Ren Zone
Operating		Include			
Operating- Com. Pers.			Include		
Debt - All	Include	Include	Include	Include	Include
Building & Site - All	Include	Include	Include	Include	Include
Recreation	Include	Include	Include	Include	

The chart to the left shows the items of tax included in each total school millage rate. See Certified Tax Rates page for listings of these total school millage rates

**Combined
2024 Ad Valorem
Certified
Tax Rates**

2024 Certified Tax Rates in Ottawa County Per \$1000 Taxable Valuation

Government Unit School Code, School Name and Taxable Status	Total School	Total Intermed School	Total State Education	Total Comm. College	Total District/ Authority	Total Gov't Unit	Total County	TOTAL ALL MILLS	Summer Levy	Winter Levy
Allendale Charter Township										
70040 Allendale School District [Non-PRE]	30.0000	6.0962	6.0000			2.7422	5.3842	50.2226	45.9962	4.2264
70040 Allendale School District [PRE]	12.0000	6.0962	6.0000			2.7422	5.3842	27.9962	27.9962	4.2264
70040 Allendale School District [Com. Personal]	18.0000	6.0962	6.0000			2.7422	5.3842	38.2226	33.9962	4.2264
70040 Allendale School District [Ind. Personal]	12.0000	6.0962	6.0000			2.7422	5.3842	26.2226	21.9962	4.2264
70190 Hudsonville School District [Non-PRE]	25.9911	6.0962	6.0000			2.7422	5.3842	46.2137	41.9873	4.2264
70190 Hudsonville School District [PRE]	7.9911	6.0962	6.0000			2.7422	5.3842	28.2137	23.9873	4.2264
70190 Hudsonville School District [Com. Personal]	13.9911	6.0962	6.0000			2.7422	5.3842	34.2137	29.9873	4.2264
70190 Hudsonville School District [Ind. Personal]	7.9911	6.0962	6.0000			2.7422	5.3842	22.2137	17.9873	4.2264
Blendon Township										
70190 Hudsonville School District [Non-PRE]	25.9911	6.0962	6.0000			3.0568	5.3842	46.5283	41.9873	4.5410
70190 Hudsonville School District [PRE]	7.9911	6.0962	6.0000			3.0568	5.3842	28.5283	23.9873	4.5410
70190 Hudsonville School District [Com. Personal]	13.9911	6.0962	6.0000			3.0568	5.3842	34.5283	29.9873	4.5410
70190 Hudsonville School District [Ind. Personal]	7.9911	6.0962	6.0000			3.0568	5.3842	22.5283	17.9873	4.5410
70350 Zeeland School District [Non-PRE]	26.9500	6.0962	6.0000			3.0568	5.3842	47.4872	26.4231	21.0641
70350 Zeeland School District [PRE]	8.9500	6.0962	6.0000			3.0568	5.3842	29.4872	17.4231	12.0641
70350 Zeeland School District [Com. Personal]	14.9500	6.0962	6.0000			3.0568	5.3842	35.4872	20.4231	15.0641
70350 Zeeland School District [Ind. Personal]	8.9500	6.0962	6.0000			3.0568	5.3842	23.4872	11.4231	12.0641
Chester Township										
70120 Coopersville School District [Non-PRE]	26.8208	6.0962	6.0000		Coopersville Library	4.3906	5.3842	49.4486	10.0900	39.3586
70120 Coopersville School District [PRE]	8.9900	6.0962	6.0000			4.3906	5.3842	31.6178	10.0900	21.5278
70120 Coopersville School District [Com. Personal]	14.8208	6.0962	6.0000			4.3906	5.3842	37.4486	10.0900	27.3586
70120 Coopersville School District [Ind. Personal]	8.9900	6.0962	6.0000			4.3906	5.3842	25.6178	4.0900	21.5278
41240 Sparta School District [Non-PRE]	26.1500	5.4020	6.0000	1.6951		4.3906	5.3842	49.7787	30.2621	19.5166
41240 Sparta School District [PRE]	8.1500	5.4020	6.0000	1.6951		4.3906	5.3842	31.7787	21.2621	10.5166
41240 Sparta School District [Com. Personal]	14.1500	5.4020	6.0000	1.6951		4.3906	5.3842	37.7787	24.2621	13.5166
41240 Sparta School District [Ind. Personal]	8.1500	5.4020	6.0000	1.6951		4.3906	5.3842	25.7787	15.2621	10.5166
41150 Kent City School District [Non-PRE]	26.9454	5.4020	6.0000	1.6951		4.3906	5.3842	50.5741	30.6598	19.9143
41150 Kent City School District [PRE]	9.2196	5.4020	6.0000	1.6951		4.3906	5.3842	32.8483	21.7969	11.0514
41150 Kent City School District [Com. Personal]	14.9454	5.4020	6.0000	1.6951		4.3906	5.3842	38.5741	24.6598	13.9143
41150 Kent City School District [Ind. Personal]	9.2196	5.4020	6.0000	1.6951		4.3906	5.3842	26.8483	15.7969	11.0514
61210 Ravenna School District [Non-PRE]	25.6000	4.6382	6.0000			4.3906	5.3842	46.7698	10.0900	36.6798
61210 Ravenna School District [PRE]	7.6000	4.6382	6.0000			4.3906	5.3842	28.7698	10.0900	18.6798
61210 Ravenna School District [Com. Personal]	13.6000	4.6382	6.0000			4.3906	5.3842	34.7698	10.0900	24.6798
61210 Ravenna School District [Ind. Personal]	7.6000	4.6382	6.0000			4.3906	5.3842	22.7698	4.0900	18.6798
Crockery Township										
70300 Spring Lake School District [Non-PRE]	24.9894	6.0962	6.0000			5.2718	5.3842	47.7416	40.9856	6.7560
70300 Spring Lake School District [PRE]	7.0000	6.0962	6.0000			5.2718	5.3842	29.7522	22.9962	6.7560
70300 Spring Lake School District [Com. Personal]	12.9894	6.0962	6.0000			5.2718	5.3842	35.7416	28.9856	6.7560
70300 Spring Lake School District [Ind. Personal]	7.0000	6.0962	6.0000			5.2718	5.3842	23.7522	16.9962	6.7560
70120 Coopersville School District [Non-PRE]	26.8208	6.0962	6.0000			5.2718	5.3842	49.5730	9.9000	39.6730
70120 Coopersville School District [PRE]	6.0962	6.0962	6.0000			5.2718	5.3842	31.7422	9.9000	21.8422
70120 Coopersville School District [Com. Personal]	14.8208	6.0962	6.0000			5.2718	5.3842	37.5730	9.9000	27.6730
70120 Coopersville School District [Ind. Personal]	8.9900	6.0962	6.0000			5.2718	5.3842	25.7422	3.9000	21.8422
61080 Fruitport School District [Non-PRE]	24.8302	4.6382	6.0000			5.2718	5.3842	46.1244	9.9000	36.2244
61080 Fruitport School District [PRE]	6.9000	4.6382	6.0000			5.2718	5.3842	28.1942	9.9000	18.2942
61080 Fruitport School District [Com. Personal]	12.8302	4.6382	6.0000			5.2718	5.3842	34.1244	9.9000	24.2244
61080 Fruitport School District [Ind. Personal]	6.9000	4.6382	6.0000			5.2718	5.3842	22.1942	3.9000	18.2942

2024 Certified Tax Rates in Ottawa County Per \$1000 Taxable Valuation

Government Unit School Code, School Name and Taxable Status	Total School	Total Intermed School	Total State Education	Total Comm. College	Total District/ Authority	Total Gov't Unit	Total County	TOTAL ALL MILLS	Summer Levy	Winter Levy
Georgetown Charter Township										
70175 Jenison School District [Non-PRE]	26.5000	6.0962	6.0000			2.2500	5.3842	46.2304	42.4962	3.7342
70175 Jenison School District [PRE]	8.5000	6.0962	6.0000			2.2500	5.3842	28.2304	24.4962	3.7342
70175 Jenison School District [Com. Personal]	14.5000	6.0962	6.0000			2.2500	5.3842	34.2304	30.4962	3.7342
70175 Jenison School District [Ind. Personal]	8.5000	6.0962	6.0000			2.2500	5.3842	18.4962	18.4962	3.7342
70190 Hudsonville School District [Non-PRE]	25.9911	6.0962	6.0000			2.2500	5.3842	45.7215	41.9873	3.7342
70190 Hudsonville School District [PRE]	7.9911	6.0962	6.0000			2.2500	5.3842	27.7215	23.9873	3.7342
70190 Hudsonville School District [Com. Personal]	13.9911	6.0962	6.0000			2.2500	5.3842	33.7215	29.9873	3.7342
70190 Hudsonville School District [Ind. Personal]	7.9911	6.0962	6.0000			2.2500	5.3842	21.7215	17.9873	3.7342
41130 Grandville School District [Non-PRE]	24.4002	5.4020	6.0000	1.6951		2.2500	5.3842	45.1315	41.3973	3.7342
41130 Grandville School District [PRE]	6.4002	5.4020	6.0000	1.6951		2.2500	5.3842	27.1315	23.3973	3.7342
41130 Grandville School District [Com. Personal]	12.4002	5.4020	6.0000	1.6951		2.2500	5.3842	33.1315	29.3973	3.7342
41130 Grandville School District [Ind. Personal]	6.4002	5.4020	6.0000	1.6951		2.2500	5.3842	21.1315	17.3973	3.7342
Grand Haven Charter Township										
70010 Grand Haven School District [Non-PRE]	18.3300	6.0962	6.0000		Loutitt Library	1.0560	5.9035	42.7699	34.3262	8.4437
70010 Grand Haven School District [PRE]	0.3300	6.0962	6.0000			1.0560	5.9035	24.7699	16.3262	8.4437
70010 Grand Haven School District [Com. Personal]	0.3300	6.0962	6.0000			1.0560	5.9035	30.7699	22.3262	8.4437
70010 Grand Haven School District [Ind. Personal]	0.3300	6.0962	6.0000			1.0560	5.9035	18.7699	10.3262	8.4437
70010 Grand Haven School District [Non-PRE] PA 425	18.3300	6.0962	6.0000		Loutitt Library	1.0560	5.9035	51.3284	34.3262	17.0022
70010 Grand Haven School District [PRE] PA 425	0.3300	6.0962	6.0000			1.0560	5.9035	33.3284	16.3262	17.0022
70010 Grand Haven School District [Com. Personal] PA 425	6.3300	6.0962	6.0000			1.0560	5.9035	39.3284	22.3262	17.0022
70010 Grand Haven School District [Ind. Personal] PA 425	0.3300	6.0962	6.0000			1.0560	5.9035	27.3284	17.0022	17.0022
Holland Charter Township										
70020 Holland School District [Non-PRE]	23.8967	6.0962	6.0000		Max Trans & Holland Pool & Herrick Library	3.6003	4.8600	49.8374	29.2444	20.5930
70020 Holland School District [PRE]	5.8967	6.0962	6.0000			3.6003	4.8600	31.8374	20.2444	11.5930
70020 Holland School District [Com. Personal]	11.8967	6.0962	6.0000			3.6003	4.8600	37.8374	23.2444	14.5930
70020 Holland School District [Ind. Personal]	5.8967	6.0962	6.0000			3.6003	4.8600	25.8374	14.2444	11.5930
70070 West Ottawa School District [Non-PRE]	25.7896	6.0962	6.0000		Max Trans & Herrick Library	1.7831	4.8600	49.9131	42.1770	7.7361
70070 West Ottawa School District [PRE]	7.7896	6.0962	6.0000			1.7831	4.8600	31.9131	24.1770	7.7361
70070 West Ottawa School District [Com. Personal]	13.7896	6.0962	6.0000			1.7831	4.8600	37.9131	30.1770	7.7361
70070 West Ottawa School District [Ind. Personal]	7.7896	6.0962	6.0000			1.7831	4.8600	25.9131	18.1770	7.7361
70070 West Ottawa School District [Ren Zone]	7.7896	0.8616	6.0000			0.0000	0.0000	8.6512	8.6512	0.0000
70350 Zeeland School District [Non-PRE]	26.9500	6.0962	6.0000		Max Trans Herrick Library	1.7831	4.8600	51.0735	23.8624	21.2111
70350 Zeeland School District [PRE]	8.9500	6.0962	6.0000			1.7831	4.8600	33.0735	20.8624	12.2111
70350 Zeeland School District [Com. Personal]	14.9500	6.0962	6.0000			1.7831	4.8600	39.0735	23.8624	15.2111
70350 Zeeland School District [Ind. Personal]	8.9500	6.0962	6.0000			1.7831	4.8600	27.0735	14.8624	12.2111
Jamestown Charter Township										
70190 Hudsonville School District [Non-PRE]	25.9911	6.0962	6.0000			4.3079	5.3842	47.7794	41.9873	5.7921
70190 Hudsonville School District [PRE]	7.9911	6.0962	6.0000			4.3079	5.3842	29.7794	23.9873	5.7921
70190 Hudsonville School District [Com. Personal]	13.9911	6.0962	6.0000			4.3079	5.3842	35.7794	29.9873	5.7921
70190 Hudsonville School District [Ind. Personal]	7.9911	6.0962	6.0000			4.3079	5.3842	23.7794	17.9873	5.7921
41130 Grandville School District [Non-PRE]	24.4002	5.4020	6.0000	1.6951		4.3079	5.3842	47.1894	41.3973	5.7921
41130 Grandville School District [PRE]	6.4002	5.4020	6.0000	1.6951		4.3079	5.3842	29.1894	23.3973	5.7921
41130 Grandville School District [Com. Personal]	12.4002	5.4020	6.0000	1.6951		4.3079	5.3842	35.1894	29.3973	5.7921
41130 Grandville School District [Ind. Personal]	6.4002	5.4020	6.0000	1.6951		4.3079	5.3842	23.1894	17.3973	5.7921

2024 Certified Tax Rates in Ottawa County Per \$1000 Taxable Valuation

Government Unit School Code, School Name and Taxable Status	Total School	Total Intermed School	Total State Education	Total Comm. College	Total District/ Authority	Total Gov't Unit	Total County	TOTAL ALL MILLS	Summer Levy	Winter Levy
Olive Township										
70070 West Ottawa School District [Non-PRE]	25.7896	6.0962	6.0000			2.2580	5.3842	45.5280	41.7858	3.7422
70070 West Ottawa School District [PRE]	7.7896	6.0962	6.0000			2.2580	5.3842	27.5280	23.7858	3.7422
70070 West Ottawa School District [Com. Personal]	13.7896	6.0962	6.0000			2.2580	5.3842	33.5280	29.7858	3.7422
70070 West Ottawa School District [Ind. Personal]	7.7896	6.0962	6.0000			2.2580	5.3842	21.5280	17.7858	3.7422
70350 Zeeland School District [Non-PRE]	26.9500	6.0962	6.0000			2.2580	5.3842	46.6884	23.4712	17.2172
70350 Zeeland School District [PRE]	8.9500	6.0962	6.0000			2.2580	5.3842	28.6884	20.4712	8.2172
70350 Zeeland School District [Com. Personal]	14.9500	6.0962	6.0000			2.2580	5.3842	34.6884	23.4712	11.2172
70350 Zeeland School District [Ind. Personal]	8.9500	6.0962	6.0000			2.2580	5.3842	22.6884	14.4712	8.2172
Park Township										
70070 West Ottawa School District [Non-PRE]	25.7896	6.0962	6.0000		Herrick Library	3.3392	5.3842	48.0011	41.7858	6.2153
70070 West Ottawa School District [PRE]	7.7896	6.0962	6.0000			3.3392	5.3842	30.0011	23.7858	6.2153
70070 West Ottawa School District [Com. Personal]	13.7896	6.0962	6.0000			3.3392	5.3842	36.0011	29.7858	6.2153
70070 West Ottawa School District [Ind. Personal]	7.7896	6.0962	6.0000			3.3392	5.3842	24.0011	17.7858	6.2153
70020 Holland School District [Non-PRE]	23.8967	6.0962	6.0000		Holland Pool &	3.3392	5.3842	47.9254	28.8532	19.0722
70020 Holland School District [PRE]	5.8967	6.0962	6.0000		Herrick Library	3.3392	5.3842	29.9254	19.8532	10.0722
70020 Holland School District [Com. Personal]	11.8967	6.0962	6.0000			3.3392	5.3842	35.9254	22.8532	13.0722
70020 Holland School District [Ind. Personal]	5.8967	6.0962	6.0000			3.3392	5.3842	23.9254	13.8532	10.0722
Polkton Charter Township										
70120 Coopersville School District [Non-PRE]	26.8208	6.0962	6.0000		Coopersville Library	4.1996	5.3842	49.2576	10.0900	39.1676
70120 Coopersville School District [PRE]	8.9900	6.0962	6.0000			4.1996	5.3842	31.4268	10.0900	21.3368
70120 Coopersville School District [Com. Personal]	14.8208	6.0962	6.0000			4.1996	5.3842	37.2576	10.0900	27.1676
70120 Coopersville School District [Ind. Personal]	8.9900	6.0962	6.0000			4.1996	5.3842	25.4268	4.0900	21.3368
Port Sheldon Township										
70010 Grand Haven School District [Non-PRE]	18.3300	6.0962	6.0000		Loutitt Library	2.3010	5.3842	39.1674	34.3262	4.8412
70010 Grand Haven School District [PRE]	0.3300	6.0962	6.0000			2.3010	5.3842	21.1674	16.3262	4.8412
70010 Grand Haven School District [Com. Personal]	6.3300	6.0962	6.0000			2.3010	5.3842	27.1674	22.3262	4.8412
70010 Grand Haven School District [Ind. Personal]	0.3300	6.0962	6.0000			2.3010	5.3842	15.1674	10.3262	4.8412
70070 West Ottawa School District [Non-PRE]	25.7896	6.0962	6.0000			2.3010	5.3842	45.5710	41.7858	3.7852
70070 West Ottawa School District [PRE]	7.7896	6.0962	6.0000			2.3010	5.3842	27.5710	23.7858	3.7852
70070 West Ottawa School District [Com. Personal]	13.7896	6.0962	6.0000			2.3010	5.3842	33.5710	29.7858	3.7852
70070 West Ottawa School District [Ind. Personal]	7.7896	6.0962	6.0000			2.3010	5.3842	21.5710	17.7858	3.7852
Robinson Township										
70010 Grand Haven School District [Non-PRE]	18.3300	6.0962	6.0000		Loutitt Library	3.3976	5.3842	40.2640	34.3262	5.9378
70010 Grand Haven School District [PRE]	0.3300	6.0962	6.0000			3.3976	5.3842	22.2640	16.3262	5.9378
70010 Grand Haven School District [Com. Personal]	6.3300	6.0962	6.0000			3.3976	5.3842	28.2640	22.3262	5.9378
70010 Grand Haven School District [Ind. Personal]	0.3300	6.0962	6.0000			3.3976	5.3842	16.2640	10.3262	5.9378
70350 Zeeland School District [Non-PRE]	26.9500	6.0962	6.0000			3.3976	5.3842	48.6840	23.4712	19.4128
70350 Zeeland School District [PRE]	8.9500	6.0962	6.0000			3.3976	5.3842	30.8840	20.4712	10.4128
70350 Zeeland School District [Com. Personal]	14.9500	6.0962	6.0000			3.3976	5.3842	36.8840	23.4712	13.4128
70350 Zeeland School District [Ind. Personal]	8.9500	6.0962	6.0000			3.3976	5.3842	24.8840	14.4712	10.4128

2024 Certified Tax Rates in Ottawa County Per \$1000 Taxable Valuation

Government Unit School Code, School Name and Taxable Status	Total School	Total Intermed School	Total State Education	Total Comm. College	Total District/ Authority	Total Gov't Unit	Total County	TOTAL ALL MILLS	Summer Levy	Winter Levy
Spring Lake Township & Village										
70300 Spring Lake School District [Non-PRE]	24.9894	6.0962	6.0000		Spring Lake	2.8061	5.3842	46.7414	40.9856	5.7558
70300 Spring Lake School District [PRE]	7.0000	6.0962	6.0000		Library	2.8061	5.3842	28.7520	22.9962	5.7558
70300 Spring Lake School District [Com. Personal]	12.9894	6.0962	6.0000			2.8061	5.3842	34.7414	28.9856	5.7558
70300 Spring Lake School District [Ind. Personal]	7.0000	6.0962	6.0000			2.8061	5.3842	22.7520	16.9962	5.7558
70300 Spring Lake School [Non-PRE] in Village	24.9894	6.0962	6.0000			13.1661	5.3842	57.1014	51.3456	5.7558
70300 Spring Lake School [PRE] in Village	7.0000	6.0962	6.0000			13.1661	5.3842	39.1120	33.3562	5.7558
70300 Spring Lake School [Com. Personal] in Village	12.9894	6.0962	6.0000			13.1661	5.3842	45.1014	39.3456	5.7558
70300 Spring Lake School [Ind. Personal] in Village	7.0000	6.0962	6.0000			13.1661	5.3842	33.1120	27.3562	5.7558
70710 Grand Haven School District [Non-PRE]	18.3300	6.0962	6.0000			2.8061	5.3842	40.0820	34.3262	5.7558
70010 Grand Haven School District [PRE]	0.3300	6.0962	6.0000			2.8061	5.3842	22.0820	16.3262	5.7558
70010 Grand Haven School District [Com. Personal]	6.3300	6.0962	6.0000			2.8061	5.3842	28.0820	22.3262	5.7558
70010 Grand Haven School District [Ind. Personal]	0.3300	6.0962	6.0000			2.8061	5.3842	16.0820	10.3262	5.7558
61080 Fruitport School District [Non-PRE]	24.8302	4.6382	6.0000			2.8061	5.3842	45.1242	39.3684	5.7558
61080 Fruitport School District [PRE]	6.9000	4.6382	6.0000			2.8061	5.3842	27.1940	21.4382	5.7558
61080 Fruitport School District [Com. Personal]	12.8302	4.6382	6.0000			2.8061	5.3842	33.1242	27.3684	5.7558
61080 Fruitport School District [Ind. Personal]	6.9000	4.6382	6.0000			2.8061	5.3842	21.1940	15.4382	5.7558
Tallmadge Charter Township										
70120 Coopersville School District [Non-PRE]	26.8208	6.0962	6.0000			2.7856	5.3842	47.0868	9.9000	37.1868
70120 Coopersville School District [PRE]	8.9900	6.0962	6.0000			2.7856	5.3842	29.2560	19.3560	4.2698
70120 Coopersville School District [Com. Personal]	14.8208	6.0962	6.0000			2.7856	5.3842	35.0868	9.9000	25.1868
70120 Coopersville School District [Ind. Personal]	8.9900	6.0962	6.0000			2.7856	5.3842	23.2960	3.9000	19.3560
41130 Grandville School District [Non-PRE]	24.4002	5.4020	6.0000	1.6951		2.7856	5.3842	45.6671	41.3973	4.2698
41130 Grandville School District [PRE]	6.4002	5.4020	6.0000	1.6951		2.7856	5.3842	27.6671	23.3973	4.2698
41130 Grandville School District [Com. Personal]	12.4002	5.4020	6.0000	1.6951		2.7856	5.3842	33.6671	29.3973	4.2698
41130 Grandville School District [Ind. Personal]	6.4002	5.4020	6.0000	1.6951		2.7856	5.3842	21.6671	17.3973	4.2698
41145 Kenowa Hills School District [Non-PRE]	22.6700	5.4020	6.0000	1.6951		2.7856	5.3842	43.9369	39.6671	4.2698
41145 Kenowa Hills School District [PRE]	4.6700	5.4020	6.0000	1.6951		2.7856	5.3842	21.6671	21.6671	4.2698
41145 Kenowa Hills School District [Com. Personal]	10.6700	5.4020	6.0000	1.6951		2.7856	5.3842	31.9369	27.6671	4.2698
41145 Kenowa Hills School District [Ind. Personal]	4.6700	5.4020	6.0000	1.6951		2.7856	5.3842	19.9369	15.6671	4.2698
Wright Township										
70120 Coopersville School District [Non-PRE]	26.8208	6.0962	6.0000		Coopersville	3.1117	5.3842	48.1697	10.0900	38.0797
70120 Coopersville School District [PRE]	8.9900	6.0962	6.0000		Library	3.1117	5.3842	30.3389	10.0900	20.2489
70120 Coopersville School District [Com. Personal]	14.8208	6.0962	6.0000			3.1117	5.3842	36.1697	10.0900	26.0797
70120 Coopersville School District [Ind. Personal]	8.9900	6.0962	6.0000			3.1117	5.3842	24.3389	4.0900	20.2489
41145 Kenowa Hills School District [Non-PRE]	22.6700	5.4020	6.0000	1.6951		3.1117	5.3842	45.0198	39.8571	5.1627
41145 Kenowa Hills School District [PRE]	4.6700	5.4020	6.0000	1.6951		3.1117	5.3842	27.0198	21.8571	5.1627
41145 Kenowa Hills School District [Com. Personal]	10.6700	5.4020	6.0000	1.6951		3.1117	5.3842	33.0198	27.8571	5.1627
41145 Kenowa Hills School District [Ind. Personal]	4.6700	5.4020	6.0000	1.6951		3.1117	5.3842	21.0198	15.8571	5.1627
41240 Sparta School District [Non-PRE]	26.1500	5.4020	6.0000	1.6951		3.1117	5.3842	48.4998	30.2621	18.2377
41240 Sparta School District [PRE]	8.1500	5.4020	6.0000	1.6951		3.1117	5.3842	30.4998	21.2621	9.2377
41240 Sparta School District [Com. Personal]	14.1500	5.4020	6.0000	1.6951		3.1117	5.3842	36.4998	24.2621	12.2377
41240 Sparta School District [Ind. Personal]	8.1500	5.4020	6.0000	1.6951		3.1117	5.3842	24.4998	15.2621	9.2377
Zeeland Charter Township										
70350 Zeeland School District [Non-PRE]	26.9500	6.0962	6.0000			5.6772	5.3842	50.1076	29.4712	20.6364
70350 Zeeland School District [PRE]	8.9500	6.0962	6.0000			5.6772	5.3842	32.1076	20.4712	11.6364
70350 Zeeland School District [Com. Personal]	14.9500	6.0962	6.0000			5.6772	5.3842	38.1076	23.4712	14.6364
70350 Zeeland School District [Ind. Personal]	8.9500	6.0962	6.0000			5.6772	5.3842	26.1076	14.4712	11.6364
70190 Hudsonville School District [Non-PRE]	25.9911	6.0962	6.0000			5.6772	5.3842	49.1487	41.9873	7.1614
70190 Hudsonville School District [PRE]	7.9911	6.0962	6.0000			5.6772	5.3842	31.1487	23.9873	7.1614
70190 Hudsonville School District [Com. Personal]	13.9911	6.0962	6.0000			5.6772	5.3842	37.1487	29.9873	7.1614
70190 Hudsonville School District [Ind. Personal]	7.9911	6.0962	6.0000			5.6772	5.3842	25.1487	17.9873	7.1614

2024 Certified Tax Rates in Ottawa County Per \$1000 Taxable Valuation

Government Unit School Code, School Name and Taxable Status	Total School	Total Intermed School	Total State Education	Total Comm. College	Total District/ Authority	Total Gov't Unit	Total County	TOTAL ALL MILLS	Summer Levy	Winter Levy
Coopersville City										
70120 Coopersville School District [Non-PRE]	26.8208	6.0962	6.0000		Coopersville Library	13.2379	5.3842	58.2959	23.3279	34.9680
70120 Coopersville School District [PRE]	8.9900	6.0962	6.0000		0.7568	13.2379	5.3842	40.4651	23.3279	17.1372
70120 Coopersville School District [Com. Personal]	14.8208	6.0962	6.0000		0.7568	13.2379	5.3842	46.2959	23.3279	22.9680
70120 Coopersville School District [Ind. Personal]	8.9900	6.0962			0.7568	13.2379	5.3842	34.4651	17.3279	17.1372
Ferrysburg City										
70010 Grand Haven School District [Non-PRE]	18.3300	6.0962	6.0000		Loutit Library	9.8058	5.3842	46.6722	45.0730	1.5992
70010 Grand Haven School District [PRE]	0.3300	6.0962	6.0000		1.0560	9.8058	5.3842	28.6722	27.0730	1.5992
70010 Grand Haven School District [Com. Personal]	6.3300	6.0962	6.0000		1.0560	9.8058	5.3842	34.6722	33.0730	1.5992
70010 Grand Haven School District [Ind. Personal]	0.3300	6.0962			1.0560	9.8058	5.3842	22.6722	21.0730	1.5992
Grand Haven City										
70010 Grand Haven School District [Non-PRE]	18.3300	6.0962	6.0000		Loutit Library	14.4620	5.3842	51.3284	49.7292	1.5992
70010 Grand Haven School District [PRE]	0.3300	6.0962	6.0000		1.0560	14.4620	5.3842	33.3284	31.7292	1.5992
70010 Grand Haven School District [Com. Personal]	6.3300	6.0962	6.0000		1.0560	14.4620	5.3842	39.3284	37.7292	1.5992
70010 Grand Haven School District [Ind. Personal]	0.3300	6.0962			1.0560	14.4620	5.3842	27.3284	25.7292	1.5992
Holland City										
70020 Holland School District [Non-PRE]	23.8967	6.0962	6.0000		Max Trans & Holland Pool & Herrick Library	15.0492	5.3842	60.0266	58.5424	1.4842
70020 Holland School District [PRE]	5.8967	6.0962	6.0000		3.6003	15.0492	5.3842	42.0266	40.5424	1.4842
70020 Holland School District [Com. Personal]	11.8967	6.0962	6.0000		3.6003	15.0492	5.3842	48.0266	46.5424	1.4842
70020 Holland School District [Ind. Personal]	5.8967	6.0962			3.6003	15.0492	5.3842	36.0266	34.5424	1.4842
70350 Zeeland School District [Non-PRE]	26.9500	6.0962	6.0000		Max Transport & Herrick Library	15.0492	5.3842	61.2627	32.8285	28.4342
70350 Zeeland School District [PRE]	8.9500	6.0962	6.0000		1.7831	15.0492	5.3842	49.2627	32.8285	10.4342
70350 Zeeland School District [Com. Personal]	14.9500	6.0962	6.0000		1.7831	15.0492	5.3842	49.2627	32.8285	16.4342
70350 Zeeland School District [Ind. Personal]	8.9500	6.0962			1.7831	15.0492	5.3842	37.2627	26.8285	10.4342
Hudsonville City										
70190 Hudsonville School District [Non-PRE]	25.9911	6.0962	6.0000			11.2303	5.3842	54.7018	53.2176	1.4842
70190 Hudsonville School District [PRE]	7.9911	6.0962	6.0000		Holland Pool & Herrick Library	11.2303	5.3842	36.7018	35.2176	1.4842
70190 Hudsonville School District [Com. Personal]	13.9911	6.0962	6.0000		3.6003	11.2303	5.3842	42.7018	41.2176	1.4842
70190 Hudsonville School District [Ind. Personal]	7.9911	6.0962			3.6003	11.2303	5.3842	30.7018	29.2176	1.4842
Zeeland City										
70350 Zeeland School District [Non-PRE]	26.9500	6.0962	6.0000			11.2347	5.3842	55.6651	54.1809	1.4842
70350 Zeeland School District [PRE]	8.9500	6.0962	6.0000		1.7831	11.2347	5.3842	37.6651	36.1809	1.4842
70350 Zeeland School District [Com. Personal]	14.9500	6.0962	6.0000		1.7831	11.2347	5.3842	43.6651	42.1809	1.4842
70350 Zeeland School District [Ind. Personal]	8.9500	6.0962			1.7831	11.2347	5.3842	31.6651	30.1809	1.4842

Combined

2024 Ad Valorem Taxes

in

Tax Dollars

- **Schools**
- **State Education, Intermediate Schools, Community College**
- **Libraries**
- **Authorities**

2024 Estimate of School Tax Dollars

GOVERNMENT UNITS IN SCHOOL DISTRICTS

SCHOOL DISTRICT	GOVERNMENT UNIT	TOTAL OPERATING	TOTAL DEBT	TOTAL B & S	TOTAL RECREATION	GRAND TOTAL
Ottawa Area Intermediate School District						
Allendale 70-040	Allendale Charter Twp.	5,304,005	10,374,539			15,678,544
Coopersville 70-120	Chester Twp.	70,059	295,092			365,151
	Crockery Twp.	225	3,936			4,161
	Polkton Charter Twp.	542,725	1,728,496			2,271,221
	Tallmadge Charter Twp.	315,520	1,580,926			1,896,446
	Wright Twp.	567,096	1,292,768			1,859,864
	Coopersville City	<u>1,737,147</u>	<u>1,731,572</u>			<u>3,468,719</u>
	TOTAL	3,232,772	6,632,790			9,865,562
Grand Haven 70-010	Grand Haven Charter Twp.	4,968,160	372,815			5,340,975
	Port Sheldon Twp.	1,962,275	85,288			2,047,563
	Robinson Twp.	745,009	100,894			845,903
	Spring Lake Twp.	1,246,744	61,570			1,308,314
	Ferrysburg City	1,665,146	85,968			1,751,114
	Grand Haven City	<u>8,044,985</u>	<u>277,849</u>			<u>8,322,834</u>
	TOTAL	18,632,319	984,384			19,616,703
Holland 70-020	Holland Charter Twp.	530,810	169,918	41,912		742,640
	Park Twp.	1,628,936	910,494	224,582		2,764,012
	Holland City	8,179,398	5,107,872	1,259,906		14,547,176
	TOTAL	10,339,144	6,188,284	1,526,400		18,053,828

GOVERNMENT UNITS IN SCHOOL DISTRICTS

SCHOOL DISTRICT	GOVERNMENT UNIT	TOTAL OPERATING	TOTAL DEBT	TOTAL B & S	TOTAL RECREATION	GRAND TOTAL
Hudsonville 70-190	Allendale Charter Twp.	219	1,574	223		2,016
	Blendon Twp.	688,464	2,059,141	291,545		3,039,150
	Georgetown Charter Twp.	2,976,550	8,433,948	1,194,127		12,604,625
	Jamestown Charter Twp.	2,420,014	4,254,975	602,444		7,277,433
	Zeeland Charter Twp.	169,961	235,015	33,275		438,251
	Hudsonville City	<u>2,380,013</u>	<u>2,394,775</u>	<u>339,066</u>		<u>5,113,854</u>
	TOTAL	8,635,221	17,379,428	2,460,680		28,475,329
Jenison 70-175	Georgetown Charter Twp.	4,368,650	10,761,824			15,130,474
Spring Lake 70-300	Crockery Twp.	677,358	1,069,978			1,747,336
	Spring Lake Twp.	<u>3,867,063</u>	<u>6,079,871</u>			<u>9,946,934</u>
	TOTAL	4,544,421	7,149,849			11,694,270
West Ottawa 70-070	Holland Charter Twp.	11,609,336	10,018,271	386,839		22,014,446
	Olive Twp.	654,920	827,774	31,963		1,514,657
	Park Twp.	5,431,931	10,280,825	396,977		16,109,733
	Port Sheldon Twp.	<u>1,318,400</u>	<u>2,506,427</u>	<u>96,782</u>		<u>3,921,609</u>
	TOTAL	19,014,587	23,633,297	912,561		43,560,445
Zeeland 70-350	Blendon Twp.	461,343	1,141,207	153,182	76,591	1,832,323
	Holland Charter Twp.	1,814,951	3,593,120	482,298	241,149	6,131,518
	Olive Twp.	556,156	1,134,391	152,267	76,134	1,918,948
	Robinson Twp.	153,409	404,350	54,275	27,138	639,172
	Zeeland Charter Twp.	2,446,525	4,296,588	576,723	288,362	7,608,198
	Holland City	171	71	10	5	257
	Zeeland City	<u>5,621,757</u>	<u>4,239,575</u>	<u>569,070</u>	<u>284,535</u>	<u>10,714,937</u>
TOTAL	11,054,312	14,809,302	1,987,825	993,914	28,845,353	
Total Ottawa Intermediate School District - Ottawa County Only		85,125,431	97,913,697	6,887,466	993,914	190,920,508

GOVERNMENT UNITS IN SCHOOL DISTRICTS

SCHOOL DISTRICT	GOVERNMENT UNIT	TOTAL OPERATING	TOTAL DEBT	TOTAL B & S	TOTAL RECREATION	GRAND TOTAL
Kent Intermediate School District						
Grandville 41-130	Georgetown Charter Twp. Jamestown Charter Twp. Tallmadge Charter Twp. TOTAL	111,728 93,468 1,508,774 <u>1,713,970</u>	379,921 133,321 1,175,240 <u>1,688,482</u>	101,578 35,646 314,220 <u>451,444</u>		593,227 262,435 2,998,234 <u>3,853,896</u>
Kenowa Hills 41-145	Tallmadge Charter Twp. Wright Twp. TOTAL	471,078 <u>461,322</u> 932,400	481,513 <u>265,660</u> 747,173			952,591 <u>726,982</u> 1,679,573
Kent City 41-150	Chester Twp.	14,877	78,272	9,199		102,348
Sparta 41-240	Chester Twp. Wright Twp. TOTAL	190,156 10,040 200,196	335,920 33,844 369,764	55,187 5,560 60,747		581,263 49,444 630,707
Total Kent Intermediate School District Ottawa County Only		2,861,443	2,883,691	521,390		6,266,524
Muskegon Area Intermediate School District						
Fruitport 61-080	Crockery Twp. Spring Lake Twp. TOTAL	258,397 <u>321,777</u> 580,174	736,410 <u>492,224</u> 1,228,634			994,807 <u>814,001</u> 1,808,808
Ravenna 61-210	Chester Twp.	71,638	244,744			316,382
Total Muskegon Area Intermediate School District-Ottawa County Only		651,812	1,473,378			2,125,190
GRAND TOTAL (Ottawa, Kent, Muskegon Intermediate School Districts)		88,638,686	102,270,766	7,408,856	993,914	199,312,222

2024 Estimate of Library & Authority Dollars

GOVERNMENT UNITS IN DISTRICT LIBRARIES AND AUTHORITIES

LIBRARY OR AUTHORITY	GOVERNMENT UNIT	TOTAL OPERATING	TOTAL DEBT	TOTAL DOLLARS
Coopersville Area Library	Chester Township	69,435	23,276	92,711
	Polkton Charter Township	108,978	36,531	145,509
	Wright Township	116,490	39,049	155,539
	Coopersville City	<u>109,172</u>	<u>36,596</u>	<u>145,768</u>
	TOTAL	404,075	135,452	539,527
Herrick Library	Holland Charter Township	2,558,364		2,558,364
	Park Township	2,175,916		2,175,916
	Holland City	<u>1,503,110</u>		<u>1,503,110</u>
	TOTAL	6,237,390		6,237,390
Loutit Library	Grand Haven Charter Twp	1,063,089	129,920	1,193,009
	Robinson Township	338,775	41,402	380,177
	Ferrysburg City	245,138	29,958	275,096
	Grand Haven City	792,290	96,826	889,116
	Port Sheldon Twp	<u>243,199</u>	<u>29,721</u>	<u>272,920</u>
	TOTAL <small>(Grand Haven School District only)</small>	2,682,491	327,827	3,010,318
Spring Lake Library	Spring Lake Township	1,650,836		1,650,836
Macatawa Area Express Transportation Authority				
Ottawa County Portion Only	Holland Charter Township	719,040		719,040
	Holland City	<u>422,456</u>		<u>422,456</u>
	TOTAL	1,141,496		1,141,496
Holland Area Swimming Pool Authority				
Ottawa County Portion Only	Holland Charter Township	35,464	29,816	65,280
	Park Township	190,030	159,770	349,800
	Holland City	1,066,066	896,307	1,962,373
	TOTAL	1,291,560	1,085,893	2,377,453
Downtown Development Authorities				
MSDDA DDA DDA	Grand Haven City	141,544		141,544
	Holland City	286,906		286,906
	Hudsonville City	20,479		20,479

2024 Estimate of Tax Dollars for State Education, Intermediate Schools, and Community College

Government Unit	State Ed Tax Dollars	Ottawa ISD Tax Dollars	Muskegon ISD Tax Dollars	Kent ISD Tax Dollars	GR Comm. College Tax Dollars
Allendale Charter Township	5,186,969	5,271,810			
Blendon Township	2,684,071	2,727,105			
Chester Township	734,867	200,104	149,365	310,486	97,428
Crockery Township	1,560,107	934,497	495,017		
Georgetown Charter Township	15,260,118	15,063,385		406,403	127,526
Grand Haven Charter Township	6,772,330	6,887,142			
Holland Charter Township	11,007,129	11,218,789			
Jamestown Charter Township	3,802,491	3,705,597		142,614	44,751
Olive Township	1,566,928	1,601,088			
Park Township	9,379,622	9,530,008			
Polkton Charter Township	1,050,092	1,172,109			
Port Sheldon Township	3,360,140	3,612,838			
Robinson Township	2,160,095	2,194,728			
Spring Lake Township	6,755,550	6,432,279	330,874		
Tallmadge Charter Township	3,065,343	1,072,040		1,814,145	569,263
Wright Township	1,229,743	876,638		333,419	104,624
Zeeland Charter Township	3,650,980	3,720,491			
Coopersville City	1,152,369	1,174,195			
Ferrysburg City	1,562,495	1,588,110			
Grand Haven City	5,035,892	5,132,792			
Holland City	6,458,397	6,583,274			
Hudsonville City	2,040,218	2,085,576			
Zeeland City	2,817,948	3,469,167			
Totals	98,293,894	96,253,762	975,256	3,007,067	943,592

2024 Ad Valorem

Senior Citizen & Disabled Family Housing Facility Properties (Act 585 of 2008) & County Drain Assessments

211.7d Senior Citizen and Disabled Family Housing Facility Exemption.

(1) Housing owned and operated by a nonprofit corporation or association, by a limited dividend housing corporation, or by this state, a political subdivision of this state, or an instrumentality of this state, for occupancy or use solely by elderly or disabled families is exempt from the collection of taxes under this act. For purposes of this section, housing is considered occupied solely by elderly or disabled families even if 1 or more of the units is occupied by service personnel, such as a custodian or nurse.

(3) If property for which an exemption is claimed under this section would have been subject to the collection of taxes under this act if an exemption had not been granted under this section, the state treasurer, upon verification, shall make a payment in lieu of taxes, which shall be in the following amount:

(a) For property exempt under this section before January 1, 2009, the amount of taxes paid on that property for the 2008 tax year, excluding any mills that would have been levied under all of the following:

- (i) Section 1211 of the revised school code, 1976 PA 451, MCL 380.1211.
- (ii) The state education tax act, 1993 PA 331, MCL 211.901 to 211.906

Per BULLETIN NO 16 of 2009

amendatory Act 585, is the property's taxable value on the assessment roll in the 2008 tax year.

The property remains on the ad valorem assessment roll.

The frozen taxable values for these properties are included in the figures presented in this report to match the State's version of our apportionment report. Under this act, the millage rates have also been frozen. Below, "Ad-Valorem Millage" rates are as reported in this book. "Mills Levied under 211.7(d)" are the total millage rates to be levied on these parcels.

Real

Local Units	Mills Levied in 2008	Less Sch Op & SET	To Be Levied under 211.7(d)
Holland Twp	46.9806	-24.0000	22.9806
Spring Lake Twp	44.0412	-24.0000	20.0412
Coopersville City	57.7583	-24.0000	33.7583
Holland City	52.6606	-24.0000	28.6606
Zeeland City	53.3960	-24.0000	29.3960
Spring Lake Village	11.8619	N A	11.8619

Personal

Local Units	Mills Levied in 2008	Less Sch Op & SET	To Be Levied under 211.7(d)
Holland Twp	N A	N A	N A
Spring Lake Twp	32.0412	-12.0000	20.0412
Coopersville City	N A	N A	N A
Holland City	40.6606	-12.0000	28.6606
Zeeland City	41.3960	-12.0000	29.3960
Spring Lake Village	11.8619	N A	11.8619

	Ad Valorem Millage	Mills Levied under 211.7(d)	Ad Valorem Millage	Mills Levied under 211.7(d)
Holland City 70020 Holland Schools				
Parcel #	70-16-30-452-032		70-50-65-080-195	
Mills Levied	60.0266	28.6606	48.0266	28.6606
Less Sch Op	-18.0000	Exempt	-6.0000	Exempt
Less SET	-6.0000	Exempt	-6.0000	Exempt
Net	36.0266	28.6606	36.0266	28.6606

	Ad Valorem Millage	Mills Levied under 211.7(d)	Ad Valorem Millage	Mills Levied under 211.7(d)
Zeeland City 70350 Zeeland Schools				
Parcel #	70-17-18-300-047		70-50-79-226-255	
Mills Levied	55.6651	29.3960	43.6651	29.3960
Less Sch Op	-18.0000	Exempt	-6.0000	Exempt
Less SET	-6.0000	Exempt	-6.0000	Exempt
Net	31.6651	29.3960	31.6651	29.3960

Spring Lake Twp 70300 Spring Lake Schools				
Parcel #	70-03-14-375-061		70-50-24-081-200	
Mills Levied	46.7414	20.0412	34.7414	20.0412
Less Sch Op	-17.9894	Exempt	-5.9894	Exempt
Less SET	-6.0000	Exempt	-6.0000	Exempt
Net	22.7520	20.0412	22.7520	20.0412

Spring Lake Village 70300 Spring Lake Schools				
Parcel #	70-03-14-375-061		70-50-24-081-200	
Mills Levied	10.3600	11.8619	10.3600	11.8619
Less Sch Op	N/A	N/A	N/A	N/A
Less SET	N/A	N/A	N/A	N/A
Net	10.3600	11.8619	10.3600	11.8619

Holland Twp 70700 West Ottawa Schools				
Parcel #	70-16-18-177-012			
Mills Levied	49.9131	22.9806		
Less Sch Op	-18.0000	Exempt		
Less SET	-6.0000	Exempt		
Net	25.9131	22.9806		

Coopersville City 70120 Coopersville Schools				
Parcel #	70-05-26-201-027			
Mills Levied	58.2959	33.7583		
Less Sch Op	-17.8308	Exempt		
Less SET	-6.0000	Exempt		
Net	34.4651	33.7583		

2024 Drain Assessment Totals by Municipality

As of 10/01/2024

Township	At-Large Assessment	Property Owner Assessment	Total
Allendale Twp.	\$ -	\$ 50,779.72	\$ 50,779.72
Blendon Twp.	\$ 16,582.16	\$ 80,351.32	\$ 96,933.48
Chester Twp.	\$ 2,481.75	\$ 57,711.17	\$ 60,192.92
Crockery Twp.	\$ 1,968.00	\$ 9,324.62	\$ 11,292.62
Georgetown Twp.	\$ -	\$ 16,611.79	\$ 16,611.79
Grand Haven Twp.	\$ 154,751.75	\$ 75,040.98	\$ 229,792.73
Holland Twp.	\$ -	\$ 13,642.22	\$ 13,642.22
Jamestown Twp.	\$ 29,814.36	\$ 41,004.18	\$ 70,818.54
Park Twp.	\$ 3,168.38	\$ 112,368.39	\$ 115,536.77
Polkton Twp.	\$ 6,278.71	\$ -	\$ 6,278.71
Port Sheldon Twp.	\$ 99,750.00	\$ 33,817.81	\$ 133,567.81
Robinson Twp.	\$ 6,124.19	\$ 2,631.64	\$ 8,755.83
Spring Lake Twp.	\$ 55,442.79	\$ 98,641.93	\$ 154,084.72
Tallmadge Twp.	\$ -	\$ 3,536.14	\$ 3,536.14
Wright Twp.	\$ 9,762.74	\$ 23,809.99	\$ 33,572.73
Zeeland Twp.	\$ 3,459.17		\$ 3,459.17
TOTAL:	\$ 389,584.00	\$ 619,271.90	\$1,008,855.90
City	At-Large Assessment	Property Owner Assessment	Total
City of Coopersville	\$ 3,923.00	\$ 42,267.03	\$ 46,190.03
City of Hudsonville	\$ 16,983.50	\$ 8,099.30	\$ 25,082.80
TOTAL:	\$ 20,906.50	\$ 50,366.33	\$ 71,272.83
TOTAL MUNICIPALITIES:	\$ 410,490.50	\$ 669,638.23	\$1,080,128.73
County, Ottawa	\$ 170,134.45	\$ -	\$ 170,134.45
Road Commission, OC	\$ 144,059.45	\$ -	\$ 144,059.45
MI Rail	\$ 250.80	\$ -	\$ 250.80
MDOT	\$ 19,005.16	\$ -	\$ 19,005.16
CSX	\$ 3,231.26	\$ -	\$ 3,231.26
TOTAL:	\$ 336,681.12	\$ -	\$ 336,681.12
GRAND TOTAL:	\$ 747,171.62	\$ 669,638.23	\$1,416,809.85

Drain assessments are special assessments for drain projects and/or maintenance. The at large assessment is the portion paid by the local municipality (township/city) or other government entities. The property owner assessment is the portion paid by the property owners. Drain assessments are placed on the winter tax bill per Drain Code. Questions related to drain assessments can be directed to the Ottawa County Water Resources Office.