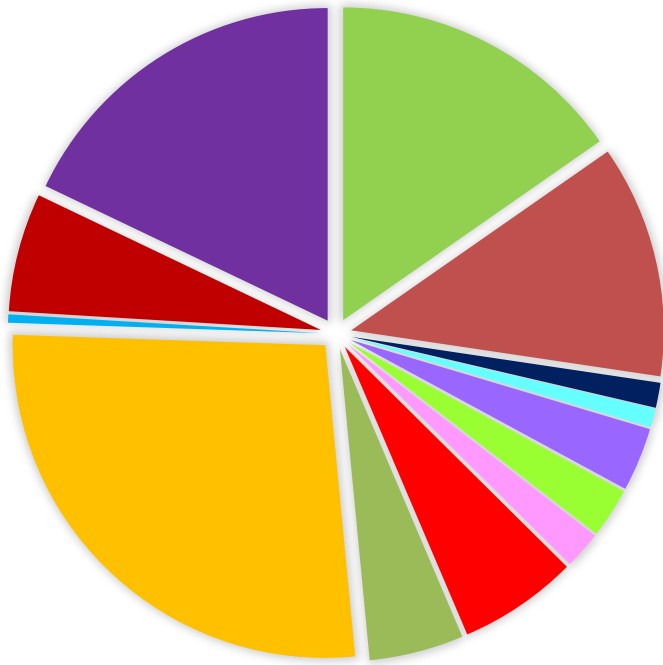


# Ottawa County General Pooled Funds

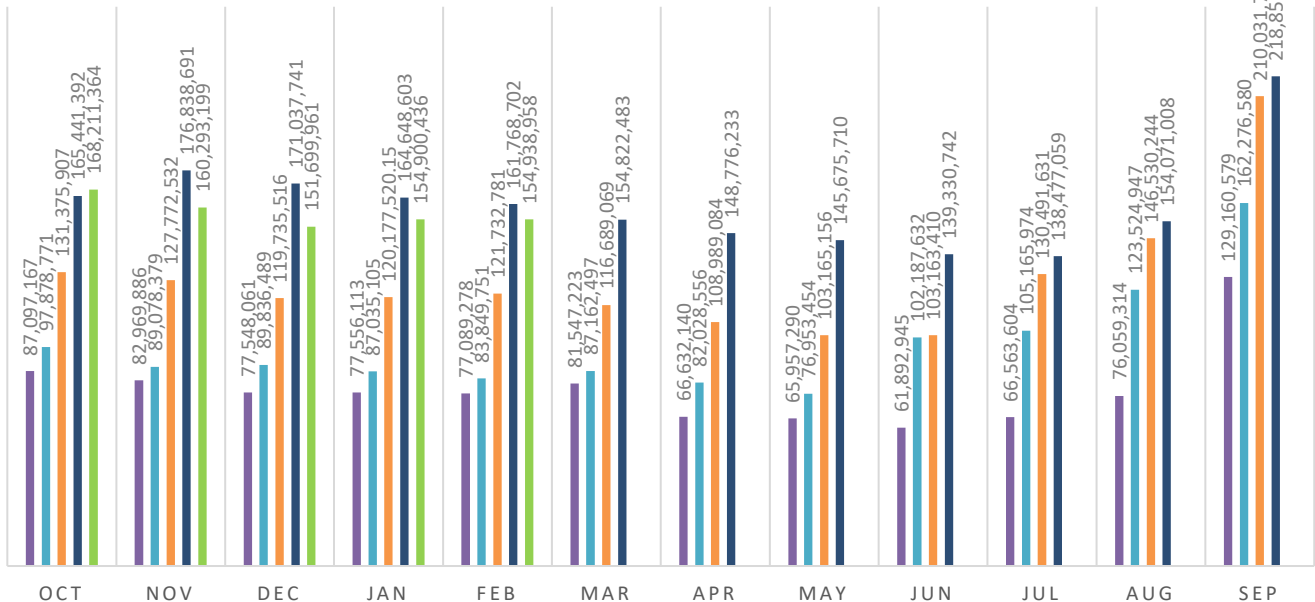
## Open Investments Ending Par Val/Shares



- Certificate of Deposit \$23,725,186.49
- Cash/Checking Accounts \$18,656,466.17
- FAMCA \$2,000,000.00
- FFCB \$1,500,000.00
- FHLB \$5,100,000.00
- FHLMC \$4,000,000.00
- FNMA \$3,000,000.00
- Money Market \$9,561,863.82
- Municipal Bond \$7,565,000.00
- Mutual Fund - Money Market \$41,921,040.86
- Pooled Gov't Fund \$659,400.86
- Treasury Bill \$9,500,000.00
- Treasury Note \$27,750,000.00

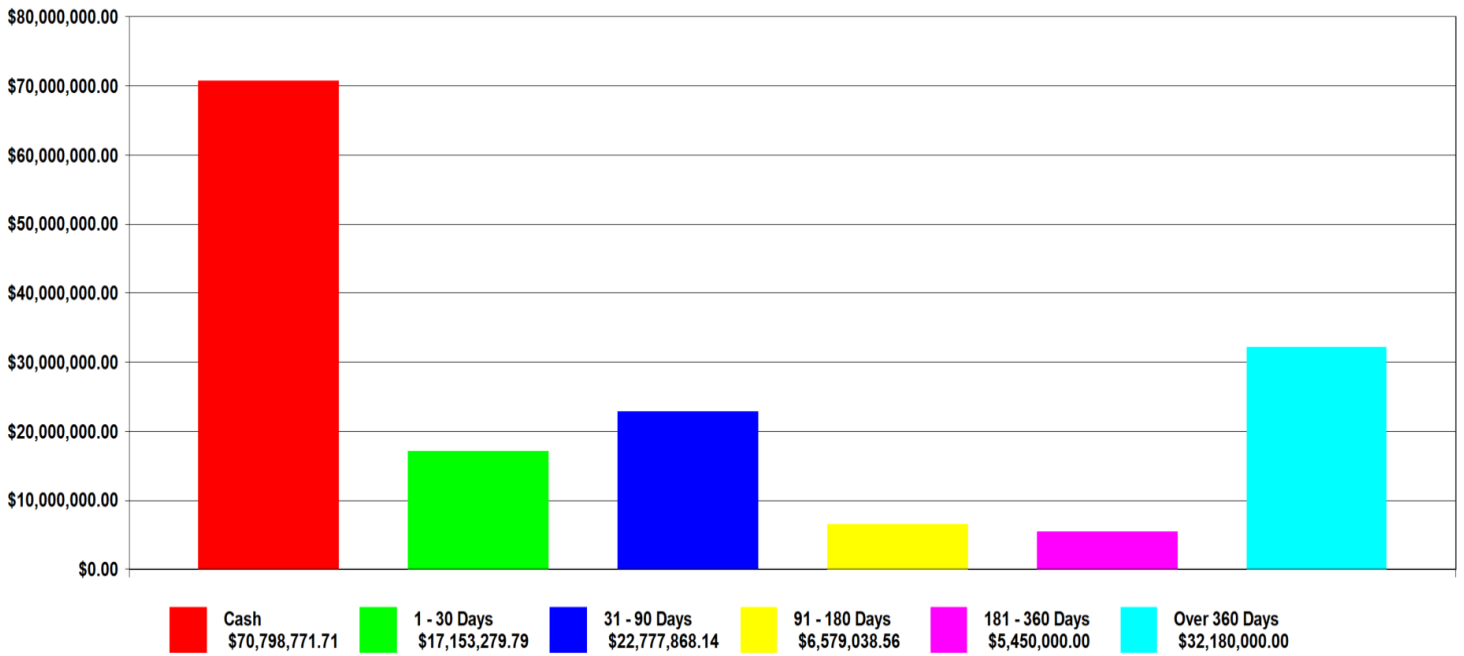
## PAR VALUE HISTORICAL COMPARISON BY MONTH

■ 2020 ■ 2021 ■ 2022 ■ 2023 ■ 2024



# Ottawa County General Pooled Funds

Inv. Distribution by Maturity (Ending Par Val/Shares): \$154,938,958.20  
02/29/2024



## General Fund Monthly Interest Yield (before Unrealized Capital Gain/Loss)

