



# miOttawa Department of Public Health

---

## Monthly Reportable Diseases Summary

### June 2021

The data in the Monthly Disease Reports are provisional, based on current reports in the Michigan Disease Surveillance System (MDSS) made by local public health departments. The MDSS is a dynamic, continually active system; counts of disease are constantly changing as cases are investigated, confirmed as cases, or ruled out as not meeting the case definition. Each Monthly Disease Report reflects this constant activity as the numbers may slightly fluctuate each month. Therefore, it should be kept in mind that numbers in the Monthly Disease Reports are NOT final and should be used only to generally monitor Ottawa County trends over time. Unknown, suspect, probable and confirmed cases of the reportable condition are included in the report. An updated report is published each month. Specific data requests and questions should be directed to the following:

Compiled by Derick N. Chia, MPH  
Epidemiologist  
[dchia@miottawa.org](mailto:dchia@miottawa.org)

**We value your feedback. Please use this QR code or click on the link below to tell us what you think of this report:**

[Link to Survey](#)





Reportable conditions that are *italicized* have an accompanying graph at the end of the monthly section.

Disease Group	Reportable Condition	Cases Reported in Last 4 Months**				Year Total Through June				Year End
		Mar-21	Apr-21	May-21	Jun-21	2018	2019	2020	2021	2020
<b>Other</b>	Tularemia	-	-	-	-	-	-	-	-	-
	Vibriosis - Non Cholera	-	-	-	1	-	1	-	1	-
	VISA	-	-	-	-	-	-	-	-	-
	VRSA	-	-	-	-	-	-	-	-	-
	<b>Other Subtotal</b>	3,441	6,265	2,084	362	16	27	1,540	16,721	21,699
<b>STD</b>	Chancroid	-	-	-	-	-	-	-	-	-
	Chlamydia (Genital)	103	89	68	73	447	390	343	508	800
	<i>Gonorrhea</i>	27	16	33	18	60	62	67	141	200
	Granuloma Inguinale	-	-	-	-	-	-	-	-	-
	Lymphogranuloma venereum	-	-	-	-	-	-	-	-	-
	Syphilis - Primary, Secondary & Early Latent	-	-	1	1	2	5	7	7	19
	All Syphilis	1	1	2	1	4	8	8	11	25
	<b>STD Subtotal</b>	131	106	103	92	511	460	418	660	1,025
<b>Tuberculosis</b>	Latent Tuberculosis Infection	8	7	4	5	30	24	16	31	24
	Nontuberculous Mycobacterium	2	-	1	1	3	5	6	7	16
	Tuberculosis	-	-	-	-	1	-	1	-	1
	<b>Tuberculosis Subtotal</b>	10	7	5	6	34	29	23	38	41
<b>VPD</b>	Chickenpox (Varicella)	-	1	-	-	7	10	14	2	14
	Diphtheria	-	-	-	-	-	-	-	-	-
	H. influenzae Disease - Inv. †	-	1	-	1	2	4	4	4	4
	Measles	-	-	-	-	-	-	-	-	-
	Mumps	-	-	-	-	1	-	-	-	1
	Pertussis	-	-	-	-	15	7	4	-	5
	Polio	-	-	-	-	-	-	-	-	-
	Rubella	-	-	-	-	-	-	-	-	-
	Shingles	-	-	-	3	13	15	5	3	9
	Tetanus	-	-	-	-	-	-	-	-	-
	VZ Infection, Unspecified	-	1	1	-	-	1	6	4	16
<b>VPD Subtotal</b>	-	3	1	4	38	37	33	13	49	
<b>Vectorborne</b>	Babesiosis	-	-	-	-	-	-	-	-	-
	Chikungunya	-	-	-	-	-	-	-	-	-
	Dengue Fever	-	-	-	-	-	-	-	-	-
	Ehrlichiosis	-	-	-	-	2	-	-	-	-
	Encephalitis, California Serogroup	-	-	-	-	-	-	1	-	1
	Encephalitis, Eastern Equine	-	-	-	-	-	-	-	-	-
	Encephalitis, Powassan	-	-	-	-	-	-	-	-	-
	Encephalitis, St. Louis	-	-	-	-	-	-	-	-	-
	Encephalitis, Western Equine	-	-	-	-	-	-	-	-	-
	<i>Lyme Disease</i>	-	-	1	7	2	7	5	9	10
	Malaria	-	-	-	-	-	-	-	-	-
	Rickettsial Disease - Spotted Fever	-	-	-	-	-	-	-	-	1
	Rickettsial Disease - Typhus	-	-	-	-	-	-	-	-	-
	West Nile Virus	-	-	-	-	-	-	-	-	-
	Yellow Fever	-	-	-	-	-	-	-	-	-
Zika	-	-	-	-	-	-	1	-	1	
<b>Vectorborne Subtotal</b>	-	-	1	7	4	7	7	9	13	
<b>Viral Hepatitis</b>	Hepatitis A	-	-	1	-	-	1	-	1	-
	Hepatitis B, Acute	-	-	-	-	2	-	-	-	-
	Hepatitis B, Chronic	-	-	-	2	13	9	2	5	7
	Hepatitis B, Perinatal	-	-	-	-	-	-	-	-	-
	Hepatitis C, Acute*	-	-	-	-	1	-	3	1	5
	Hepatitis C, Chronic*	7	2	2	6	51	32	9	29	31
	Hepatitis C, Perinatal	-	-	-	-	-	-	-	-	-
	Hepatitis C, Unknown*	-	-	-	-	-	-	-	-	-
	Hepatitis D*	-	-	-	-	-	-	-	-	-
<b>Viral Hepatitis Subtotal</b>	7	2	3	8	67	42	14	36	43	
<b>Total</b>	4,763	7,945	3,809	1,102	25,180	18,578	24,423	25,683	50,827	

\* Indicates disease no longer reported into the MDSS on an individual cases basis.

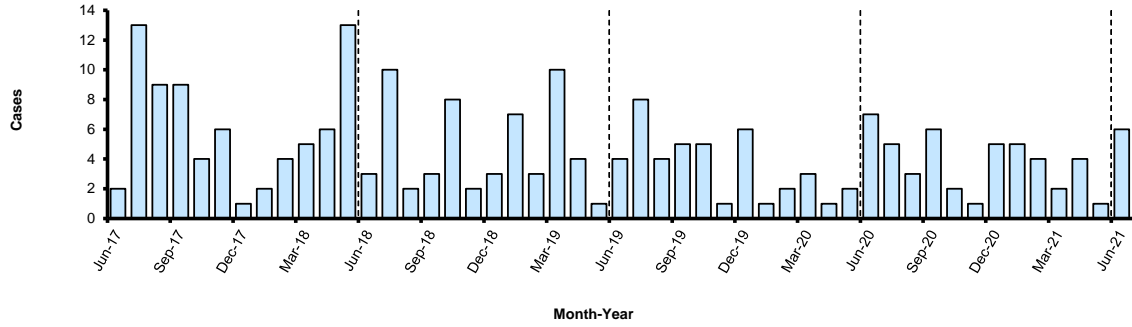
\*\* Data for cases reported is based on date of symptom onset, if available, or date of referral to the public health department.

\*\*\* The Ottawa County Department Of Public Health began reporting aggregate counts of these diseases to the MDSS in 2015.

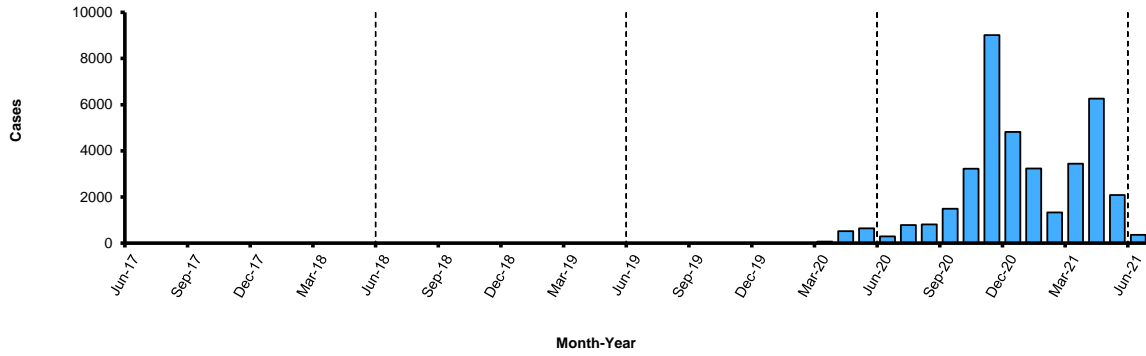
† All serotypes of invasive H. influenzae (Hi) disease are included, though only H. influenzae serotype b disease (Hib) is vaccine-preventable.

\* Indicates a change in the case definition for 2020, which may affect the number of confirmed and probable cases.

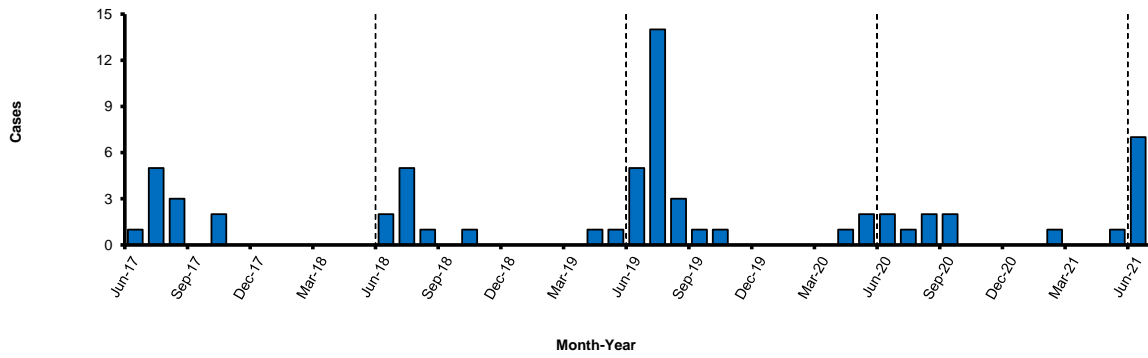
**Campylobacter Cases by Month**  
June 2017 - June 2021



**Novel Coronavirus (COVID-19) Cases by Month**  
June 2017 - June 2021



**Lyme Disease Cases by Month**  
June 2017 - June 2021



**Gonorrhea Cases by Month**  
June 2017 - June 2021

