

# *mi*Ottawa Department of Public Health

---

## Monthly Reportable Diseases Summary

### June 2024

The data in the Monthly Disease Reports are provisional, based on current reports in the Michigan Disease Surveillance System (MDSS) made by local public health departments. The MDSS is a dynamic, continually active system; counts of disease are constantly changing as cases are investigated, confirmed as cases, or ruled out as not meeting the case definition. Each Monthly Disease Report reflects this constant activity as the numbers may slightly fluctuate each month. Therefore, it should be kept in mind that numbers in the Monthly Disease Reports are NOT final and should be used only to generally monitor Ottawa County trends over time. Unknown, suspect, probable and confirmed cases of the reportable condition are included in the report. An updated report is published each month. Specific data requests and questions should be directed to the following:

Compiled by Daniel Galanto, MPH  
Epidemiologist  
[dgalanto@miottawa.org](mailto:dgalanto@miottawa.org)

**We value your feedback. Please use this QR code or click on the link below to tell us what you think of this report:**

[Link to Survey](#)





Reportable conditions that are *italicized* have an accompanying graph at the end of the monthly section.

Disease Group	Reportable Condition	Cases Reported in Last 4 Months**				Year Total Through June				Year End
		Mar-24	Apr-24	May-24	Jun-24	2021	2022	2023	2024	2023
<b>Other</b>	Tularemia	-	-	-	-	-	-	-	-	-
	Vibriosis - Non Cholera	-	-	-	-	1	1	-	1	1
	VISA	-	-	-	-	-	-	-	-	-
	VRSA	-	-	-	-	-	-	-	-	-
	<b>Other Subtotal</b>	141	99	71	87	16,721	26,425	2,838	1,364	6,418
<b>STD</b>	Chancroid	-	-	-	-	-	-	-	-	-
	Chlamydia (Genital)	66	53	66	49	518	396	357	374	720
	Gonorrhea	13	9	12	13	144	87	84	66	168
	Granuloma Inguinale	-	-	-	-	-	-	-	-	-
	Lymphogranuloma venereum	-	-	-	-	-	-	-	-	-
	Syphilis - Congenital	1	-	-	-	-	-	-	1	-
	Syphilis - Primary, Secondary & Early Latent	1	2	1	3	7	4	6	13	15
	All Syphilis	3	5	3	4	11	9	11	24	27
<b>STD Subtotal</b>	82	67	81	66	673	492	452	464	915	
<b>Tuberculosis</b>	Latent Tuberculosis Infection	8	6	9	5	31	30	48	35	92
	Nontuberculous Mycobacterium	1	4	2	1	7	9	5	11	11
	Tuberculosis	-	-	-	1	-	1	1	1	3
	<b>Tuberculosis Subtotal</b>	9	10	11	7	38	40	54	47	106
<b>VPD</b>	Chickenpox (Varicella)	5	1	-	-	2	4	9	7	22
	Diphtheria	-	-	-	-	-	-	-	-	-
	H. influenzae Disease - Inv. †	1	-	1	-	3	2	2	3	3
	Measles	-	-	-	-	-	-	-	-	-
	Mumps	1	-	-	-	-	-	-	1	2
	<i>Pertussis</i>	-	3	1	3	-	-	-	7	1
	Polio	-	-	-	-	-	-	-	-	-
	Rubella	-	-	-	-	-	-	-	-	-
	Shingles	7	4	3	3	3	21	24	27	57
	Tetanus	-	-	-	-	-	-	-	-	-
	VZ Infection, Unspecified	-	-	-	1	4	-	1	1	2
	<b>VPD Subtotal</b>	14	8	5	7	12	27	36	46	87
<b>Vectorborne</b>	Babesiosis	-	-	-	-	-	-	-	-	-
	Chikungunya	-	-	-	-	-	-	-	-	-
	Dengue Fever	-	1	-	-	-	-	-	1	2
	Ehrlichiosis	-	-	-	-	-	-	-	-	-
	Encephalitis, California Serogroup	-	-	-	-	-	-	-	-	-
	Encephalitis, Eastern Equine	-	-	-	-	-	-	-	-	-
	Encephalitis, Powassan	-	-	-	-	-	-	-	-	-
	Encephalitis, St. Louis	-	-	-	-	-	-	-	-	-
	Encephalitis, Western Equine	-	-	-	-	-	-	-	-	-
	<i>Lyme Disease</i>	1	-	10	6	11	13	19	20	60
	Malaria	-	-	-	-	-	1	-	1	1
	Rickettsial Disease - Spotted Fever	-	-	-	-	-	1	-	-	-
	Rickettsial Disease - Typhus	-	-	-	-	-	-	-	-	-
	<i>West Nile Virus</i>	-	-	-	-	-	-	-	-	2
	Yellow Fever	-	-	-	-	-	-	-	-	-
Zika	-	-	-	-	-	-	-	-	-	
<b>Vectorborne Subtotal</b>	1	1	10	6	11	15	19	22	65	
<b>Viral Hepatitis</b>	Hepatitis A	-	-	-	-	1	-	-	-	-
	Hepatitis B, Acute	-	-	-	-	-	-	-	1	-
	Hepatitis B, Chronic	1	4	2	1	4	2	10	11	13
	Hepatitis B, Perinatal	-	-	-	-	-	-	-	-	-
	Hepatitis C, Acute*	-	-	-	-	-	-	-	-	-
	Hepatitis C, Chronic*	-	2	4	4	19	18	13	14	21
	Hepatitis C, Perinatal	-	-	-	-	-	1	-	-	-
	Hepatitis C, Unknown*	-	-	-	-	-	-	-	-	-
	Hepatitis D*	-	-	-	-	-	1	-	-	-
<b>Viral Hepatitis Subtotal</b>	1	6	6	5	24	22	23	26	34	
<b>Total</b>	10,337	4,685	3,012	1,889	25,699	44,926	25,287	34,178	52,916	

\* Indicates disease no longer reported into the MDSS on an individual cases basis.

\*\* Data for cases reported is based on date of symptom onset, if available, or date of referral to the public health department.

\*\*\* The Ottawa County Department Of Public Health began reporting aggregate counts of these diseases to the MDSS in 2015.

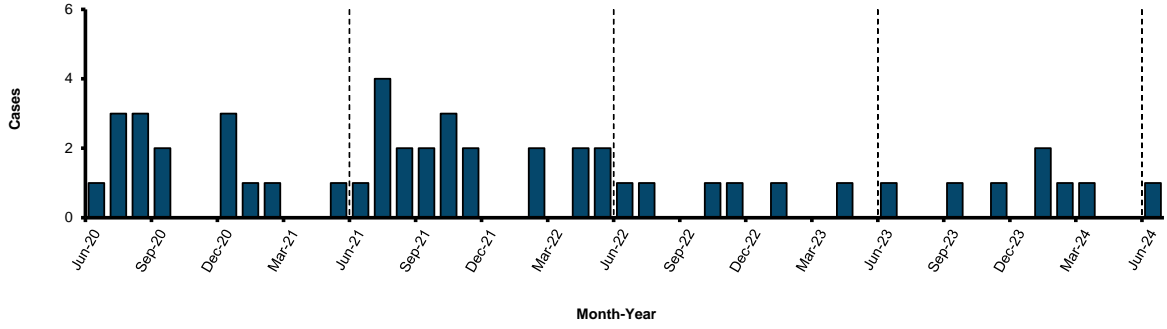
† All serotypes of invasive H. influenzae (Hi) disease are included, though only H. influenzae serotype b disease (Hib) is vaccine-preventable.

\* Indicates a change in the case definition for 2020, which may affect the number of confirmed and probable cases.

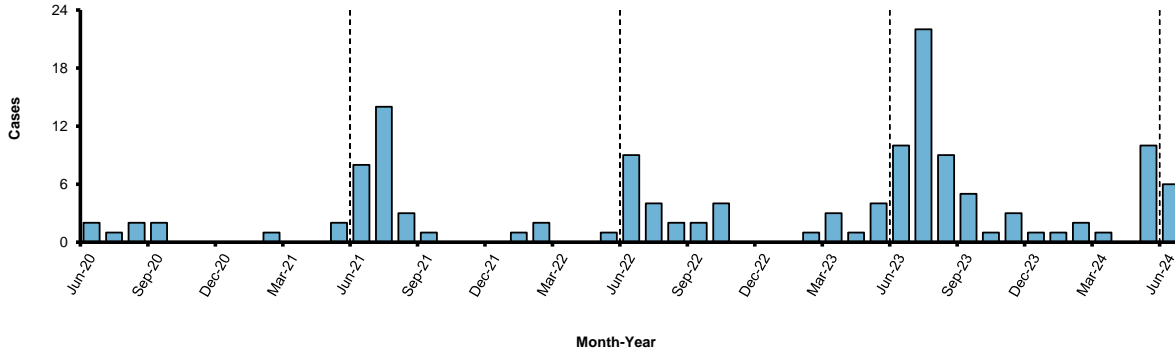
\*\* Indicates disease first reported in MDSS in 2020.

\*\*\* Indicates disease first reported in MDSS in 2022.

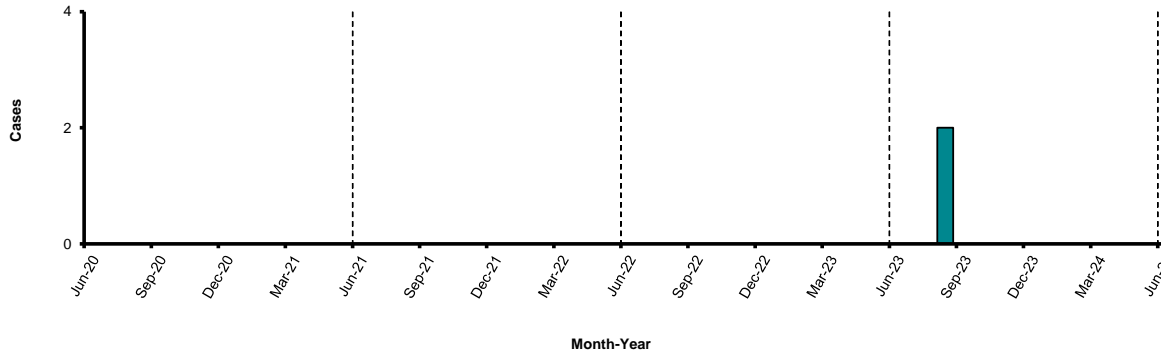
**Giardiasis Cases by Month**  
June 2020 - June 2024



**Lyme Disease Cases by Month**  
June 2020 - June 2024



**West Nile Virus Cases by Month**  
June 2020 - June 2024



**Pertussis Cases by Month**  
June 2020 - June 2024

