

# miOttawa Department of Public Health

---

## Monthly Reportable Diseases Summary

### May 2024

The data in the Monthly Disease Reports are provisional, based on current reports in the Michigan Disease Surveillance System (MDSS) made by local public health departments. The MDSS is a dynamic, continually active system; counts of disease are constantly changing as cases are investigated, confirmed as cases, or ruled out as not meeting the case definition. Each Monthly Disease Report reflects this constant activity as the numbers may slightly fluctuate each month. Therefore, it should be kept in mind that numbers in the Monthly Disease Reports are NOT final and should be used only to generally monitor Ottawa County trends over time. Unknown, suspect, probable and confirmed cases of the reportable condition are included in the report. An updated report is published each month. Specific data requests and questions should be directed to the following:

Compiled by Tiffany Simecki, MS  
Epidemiologist  
[tsimecki@miottawa.org](mailto:tsimecki@miottawa.org)

**We value your feedback. Please use this QR code or click on the link below to tell us what you think of this report:**

[Link to Survey](#)





Reportable conditions that are <i>italicized</i> have an accompanying graph at the end of the monthly section.										
Disease Group	Reportable Condition	Cases Reported in Last 4 Months**				Year Total Through May				Year End
		Feb-24	Mar-24	Apr-24	May-24	2021	2022	2023	2024	2023
<b>Other</b>	Tularemia	-	-	-	-	-	-	-	-	-
	Vibriosis - Non Cholera	-	-	-	-	-	1	-	1	1
	VISA	-	-	-	-	-	-	-	-	-
	VRSA	-	-	-	-	-	-	-	-	-
	<b>Other Subtotal</b>	411	140	98	70	16,356	24,548	2,766	1,274	6,419
<b>STD</b>	Chancroid	-	-	-	-	-	-	-	-	-
	Chlamydia (Genital)	76	66	53	62	438	332	290	321	721
	Gonorrhea	9	13	9	12	125	70	61	53	169
	Granuloma Inguinale	-	-	-	-	-	-	-	-	-
	Lymphogranuloma venereum	-	-	-	-	-	-	-	-	-
	Syphilis - Congenital	-	1	-	-	-	-	-	1	-
	Syphilis - Primary, Secondary & Early Latent	5	1	2	1	6	3	4	10	15
	All Syphilis	8	3	5	3	10	7	9	20	27
<b>STD Subtotal</b>	93	82	67	77	573	409	360	394	917	
<b>Tuberculosis</b>	Latent Tuberculosis Infection	5	8	6	9	26	23	37	30	92
	Nontuberculous Mycobacterium	1	1	4	2	6	8	3	10	11
	Tuberculosis	-	-	-	-	-	1	1	-	3
	<b>Tuberculosis Subtotal</b>	6	9	10	11	32	32	41	40	106
<b>VPD</b>	Chickenpox (Varicella)	1	5	1	-	2	1	7	7	22
	Diphtheria	-	-	-	-	-	-	-	-	-
	H. influenzae Disease - Inv. †	1	1	-	1	2	-	2	3	3
	Measles	-	-	-	-	-	-	-	-	-
	Mumps	-	1	-	-	-	-	-	1	2
	Pertussis	-	-	3	-	-	-	-	3	1
	Polio	-	-	-	-	-	-	-	-	-
	Rubella	-	-	-	-	-	-	-	-	-
	Shingles	5	7	4	3	-	16	21	24	57
	Tetanus	-	-	-	-	-	-	-	-	-
	VZ Infection, Unspecified	-	-	-	-	4	-	1	-	2
	<b>VPD Subtotal</b>	7	14	8	4	8	17	31	38	87
<b>Vectorborne</b>	Babesiosis	-	-	-	-	-	-	-	-	-
	Chikungunya	-	-	-	-	-	-	-	-	-
	Dengue Fever	-	-	1	-	-	-	-	1	2
	Ehrlichiosis	-	-	-	-	-	-	-	-	-
	Encephalitis, California Serogroup	-	-	-	-	-	-	-	-	-
	Encephalitis, Eastern Equine	-	-	-	-	-	-	-	-	-
	Encephalitis, Powassan	-	-	-	-	-	-	-	-	-
	Encephalitis, St. Louis	-	-	-	-	-	-	-	-	-
	Encephalitis, Western Equine	-	-	-	-	-	-	-	-	-
	<i>Lyme Disease</i>	2	1	-	7	1	3	4	11	60
	Malaria	-	-	-	-	-	-	-	1	1
	Rickettsial Disease - Spotted Fever	-	-	-	-	-	-	-	-	-
	Rickettsial Disease - Typhus	-	-	-	-	-	-	-	-	-
	West Nile Virus	-	-	-	-	-	-	-	-	2
	Yellow Fever	-	-	-	-	-	-	-	-	-
Zika	-	-	-	-	-	-	-	-	-	
<b>Vectorborne Subtotal</b>	2	1	1	7	1	3	4	13	65	
<b>Viral Hepatitis</b>	Hepatitis A	-	-	-	1	1	-	-	1	-
	Hepatitis B, Acute	-	-	-	-	-	-	-	1	-
	Hepatitis B, Chronic	1	1	4	2	3	2	7	10	13
	Hepatitis B, Perinatal	-	-	-	-	-	-	-	-	-
	Hepatitis C, Acute*	-	-	-	-	-	-	-	-	-
	Hepatitis C, Chronic*	3	-	2	5	13	13	11	11	21
	Hepatitis C, Perinatal	-	-	-	-	-	1	-	-	-
	Hepatitis C, Unknown*	-	-	-	-	-	-	-	-	-
	Hepatitis D*	-	-	-	-	-	1	-	-	-
<b>Viral Hepatitis Subtotal</b>	4	1	6	8	17	17	18	23	34	
<b>Total</b>	9,181	10,336	4,684	3,005	24,584	42,060	23,797	32,281	52,919	

\* Indicates disease no longer reported into the MDSS on an individual cases basis.

\*\* Data for cases reported is based on date of symptom onset, if available, or date of referral to the public health department.

\*\*\* The Ottawa County Department Of Public Health began reporting aggregate counts of these diseases to the MDSS in 2015.

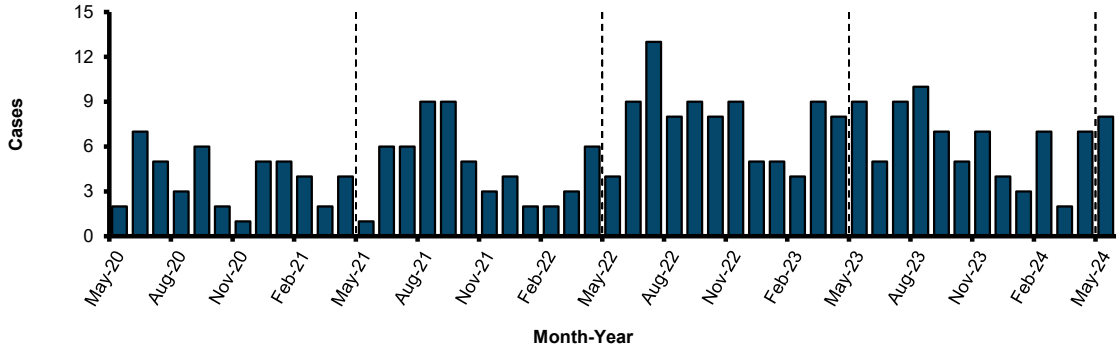
† All serotypes of invasive H. influenzae (Hi) disease are included, though only H. influenzae serotype b disease (Hib) is vaccine-preventable.

‡ Indicates a change in the case definition for 2020, which may affect the number of confirmed and probable cases.

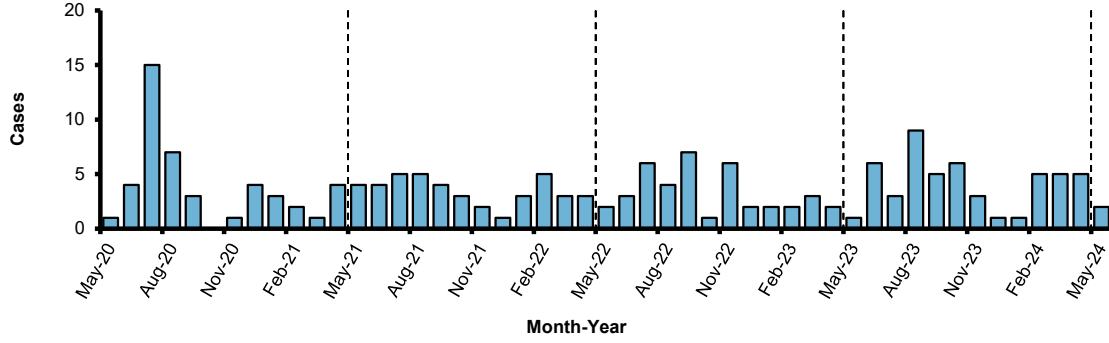
§ Indicates disease first reported in MDSS in 2020.

¶ Indicates disease first reported in MDSS in 2022.

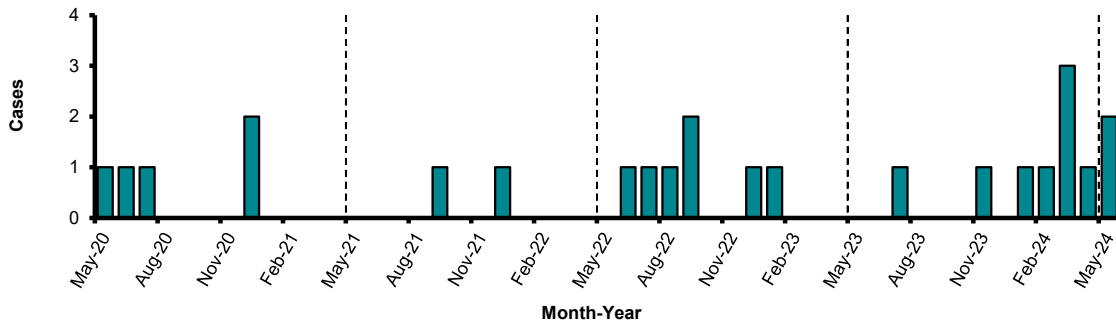
**Campylobacter Cases by Month**  
May 2020 - May 2024



**Shigellosis Cases by Month**  
May 2020 - May 2024



**Yersinia Enteritis Cases by Month**  
May 2020 - May 2024



**Lyme Disease Cases by Month**  
May 2020 - May 2024

